


British Association of Dermatologists 92nd Annual Meeting

ICC Birmingham
3rd – 5th July 2012



Robert Willan
1757 – 1812
Commemorating 200 years

Final Programme

BIRMINGHAM 2012

BSF London to Brighton cycle ride



2nd September
2012

For more information go to
www.britishskinfoundation.org.uk
Or call Kelly on 020 7341 6088

BSF Leeds to Manchester cycle ride



23rd September
2012



For more information go to
www.britishskinfoundation.org.uk
Or call Kelly on 020 7341 6088

INDEX

	PAGE NUMBER
Accommodation	6 - 7
Accompanying persons	8
Additional meetings	50
Badges	8
Banking	8
Business Services	8
Catering	8
Certificates of attendance	8
Childminding / Babysitting	8
Cloakroom	8
Committee meetings	15
Continuing Professional Development (CPD)	8
Exhibition	8
Exhibition quiz	8
Exhibition Plan	12 - 13
First aid	8
Focus Sessions	9
Map of Birmingham	60
Meetings Calendar	61
Messages	9
Organising Committees	4
Parking	9
Patient support groups	9
Payment of registration fees	9
Poster exhibition	9
Posters	51 - 56
Registration desk	9
Restaurants	9
Satellite Symposia	57- 59
Social events	14
Speaker preview	10
Special interest groups	10
Transport - to and from Birmingham	10
Venue Plan	11
Welcome to Birmingham	5

	PAGE NUMBER
Programme index	16
MONDAY OVERVIEW	17
DermSchool	18
Trainee pre-conference session	19
SAS Session	20
TUESDAY OVERVIEW	21
CPCs - Joint BAD / BSD	22 – 23
Plenary session pm	23 – 24
British Society for Skin Care In Immunosuppressed Individuals (BSSCI)	25 – 26
British Teledermatology Society (BTS)	27
British Society of Cutaneous Allergy (BSCA)	28 – 29
British Society for Paediatric Dermatology (BSPD)	30 – 31
Historical	32
British Society for Dermatopathology (BSD)	33 – 34
WEDNESDAY OVERVIEW	35
Plenary session am	36
Plenary session - Medical Dermatology	37
BAD and BDNG Joint Meeting	38
British Society for Dermatological Surgery (BDS)	39 – 41
British Photodermatology Group (BPG)	42 – 43
THURSDAY OVERVIEW	45
Plenary Session Professors' & Registrars' forum	46 – 47
Focus Sessions	47 – 48
CPD update	48
KEYNOTE LECTURES	
Tuesday	
Professor Martin Gore	24
Professor Julia Newton-Bishop	24
Wednesday	
Professor Hywel Williams	36
Thursday	
Professor Eli Sprecher	47
Professor Sir Mike Richards	48

CONFERENCE & EVENT SERVICES

Mr Chris Garrett - Conference & Event Services Manager
Miss Jenna Sanders – Senior Events Coordinator
Mrs Marie Elwér – Finance and Conference Administrator
Miss Sally-Ann Koomson – Marketing & Events Coordinator
Miss Danielle Bailey – Events Coordinator

ORGANISING COMMITTEE

Miss Marilyn Benham
Dr David J Eedy
Mr Chris Garrett
Dr Stephen Jones
Mrs Catherine Hanaway
Dr Shaheen Haque-Hussain
Prof Eugene Healy
Dr Glenda Hill
Dr Catriona Irvine – Chair
Dr Nick Levell
Prof Malcolm Rustin

BAD ABSTRACT SELECTION COMMITTEE

Dr Eduardo Calonje
Dr Richard Carr
Dr Paul Craig
Prof Eugene Healy
Dr Jenny Hughes
Dr Catriona Irvine – Chair
Dr Stephen Jones
Dr Cameron Kennedy
Dr Stephen Keohane
Prof Malcolm Rustin
Dr Graeme Stables

BAD JUDGING COMMITTEE

Dr Mike Arden-Jones – Chair
Dr Katie Birch
Dr Sara Brown
Dr Carolyn Charman
Dr Richard Goodwin
Dr Philip Hampton
Dr Karen Harman
Dr Jenny Hughes
Dr Richard Logan
Dr Sandy McBride
Dr Kate Orteu
Dr Roy Palmer
Dr Birgit Pees
Dr Sarah Walsh
Dr Richard Weller
Dr Jonathan White

BCDG ABSTRACT SELECTION COMMITTEE

Dr Tamara Griffiths
Dr David Harries
Dr Vishal Madan
Dr Nisith Sheth

BPG ABSTRACT SELECTION COMMITTEE

Dr Richard Dawe
Dr Chris Edwards
Prof James Ferguson
Dr Victoria Goulden
Dr Helen Menage
Dr Ljubomir Novakovic
Dr Robert Sarkany

BSCA ABSTRACT SELECTION COMMITTEE

Dr Helen Horne
Dr Sarah Wakelin
Dr Mark Wilkinson

BSPD ABSTRACT SELECTION COMMITTEE

Dr Sharmela Darne
Dr Mary Glover
Dr Jemima Mellerio
Dr Jane Ravenscroft

BSD ABSTRACT SELECTION COMMITTEE

Dr Thomas Brenn
Dr Eduardo Calonje
Dr Richard Carr
Dr Paul Craig

BSDS ABSTRACT SELECTION COMMITTEE

Dr Vindy Ghura
Dr Colin Fleming
Dr Raj Mallipeddi
Dr Graeme Stables

BSSCII ABSTRACT SELECTION COMMITTEE

Dr Catherine Harwood
Dr John Lear
Dr David Paige
Dr Bill Phillips
Dr Charlotte Proby
Dr Helen Ramsay

BTS ABSTRACT SELECTION COMMITTEE

Dr Carolyn Charman
Dr Saul Halpern
Dr Colin Morton

HISTORICAL ABSTRACT SELECTION

Dr Peter Copeman
Dr David Eedy
Dr Julia Ellis
Dr Frances Humphreys
Dr Nick Levell
Dr Caroline Love
Dr Sid Orpin
Dr Rakesh Patalay
Dr Sriramulu Tharakaram
Dr Paul Yesudian

ACKNOWLEDGEMENTS

The British Association of Dermatologists gratefully acknowledges the contribution of the many exhibitors & sponsors whose attendance has helped make the meeting possible.

A WARM WELCOME TO BIRMINGHAM 2012

Welcome to Birmingham for the 92nd Annual Meeting of the British Association of Dermatologists. Thank you for registering, we hope you have an enjoyable meeting. The ICC venue is one of Europe's leading conference venues, located in the heart of the vibrant city of Birmingham. The Centre offers all the key elements to deliver a successful event, with an auditorium to seat 1,500 delegates for the Plenary Sessions, over 3,000 square metres of Exhibition space and numerous breakout rooms to accommodate all the needs of the BAD and BDNG delegates and exhibitors. The central location of the venue, great transport links, hotels and an excellent scientific programme means that we anticipate the 2012 meeting will be one of the best.



Scientific Programme

The annual meeting committee has again worked hard to provide a blend of new scientific presentations with updates from experts in various fields.

We are pleased to announce that the Arthur Rook Oration will be delivered by Professor Eli Sprecher from Tel Aviv, Israel. Professor Martin Gore from London will give the first of the guest lectures at the plenary session on Tuesday speaking on New Drugs in Melanoma. He will be followed later that afternoon by Professor Julia Newton-Bishop from, St James's University Hospital, Leeds, who will be continuing the Melanoma theme. Wednesday's programme features Prof Hywel Williams who will update the BAD membership on UK Dermatology Clinical Trials Network. The final guest lecture will come from Professor Sir Mike Richards, National Cancer Director for the Department of Health who will talk during the CPD session on Thursday afternoon talking on 'Cancer in 2012: Progress and Challenges'.

We will continue with the poster viewing session before the AGM on the Wednesday morning as well as having opportunities during the welcome reception taking place in the Poster Hall. The Tuesday lunchtime has been kept deliberately free for you to visit the exhibition stands, whose support is integral to the meeting. We have all the Satellite Symposia taking place on Wednesday and will have three focus sessions on Thursday lunchtime, featuring topics from the following groups: BADBIR, BSDS and BCDG. Medical Dermatology features strongly in the programme with a dedicated session on Wednesday afternoon. Professors Chris Bunker, Malcolm Rustin and Richard Weller will be presenting at the Professors and Registrars plenary forum on Thursday morning, with the popular CPD session taking place in the Thursday afternoon slot.

Social Programme

The Welcome Reception will be held at the ICC Birmingham venue, offering a chance for all attendees and exhibitors to meet on the opening evening of the Annual Meeting. The reception will be situated in the Poster Hall begin after the final session finishes at 18:00 and will leave time for attendees to dine afterwards.

The Annual Dinner will be held at the Banqueting Suite of the Council Hall, with pre-dinner drinks in the Art Museum. In the heart of Birmingham city centre, the Council House is a beautiful Grade II* listed building, boasting some of the city's most talked about design.

We hope you have a great meeting, please do not forget to complete the on-line evaluation survey, your views and feedback are crucial to planning of future meetings. Thank you to all our speakers, exhibitors and delegates for all adding to the anticipated success of the meeting.

Enjoy!



Catriona Irvine
Clinical Vice President (2010-2012)

ACCOMMODATION

Accommodation booking form

Ellis Salsby Ltd is the official hotel booking service for:

**The 92nd Annual Meeting of the British Association of Dermatologists
3 – 5 July 2012, International Convention Centre Birmingham**



Bookings can also be made on line at 92nd Annual Meeting of British Association of Dermatologists or please fax your completed booking form to **0845 241 5149**, call **01562 821711** to make your accommodation booking or email bookings@ellis-salsby.co.uk.

PLEASE COMPLETE THE FORM IN BLOCK CAPITALS.

First name:		Last name:		Title:
Company name:				
Email:				
Address:			Tel:	
Postcode:			Fax:	
Arrival date	Departure date	Number of nights	Number of guests in room	
Guest first name(s)		Guest last name(s)		Any special requirements / physical needs?

Please select your 1st, 2nd, 3rd choice of accommodation from the list attached.

1 st choice		2 nd choice		3 rd choice	
Please note, if you require accommodation at an alternative venue please contact <i>Ellis Salsby Ltd</i> at bookings@ellis-salsby.co.uk as we may be able to arrange this for you, subject to availability. This is a FREE booking service.					

Billing arrangements – You must fill in your credit card details so that we can make your reservation. Your credit card details will be passed over to the hotel to act as guarantee for your reservation 30 days prior to arrival. You will be required to pay your full account on departure.

Terms and conditions – Ellis Salsby Ltd [terms and conditions](#) apply to this booking; along with the hotels own terms and cancellation policy.

Cancellation Terms – Hotel cancellation terms are free of charge up to 30 days prior to the event date.

You will be charged in full for any late cancellations after this date. Any cancellation or amendments must be made in writing to bookings@ellis-salsby.co.uk. Any non-arrival rooms will be charged at the contracted rate for the whole stay. Any early departures will be charged for the full length of the stay.

Number: Exp: /

Card holder name: _____ Card type: _____

Card holder signature: _____

What to do now and what happens next?

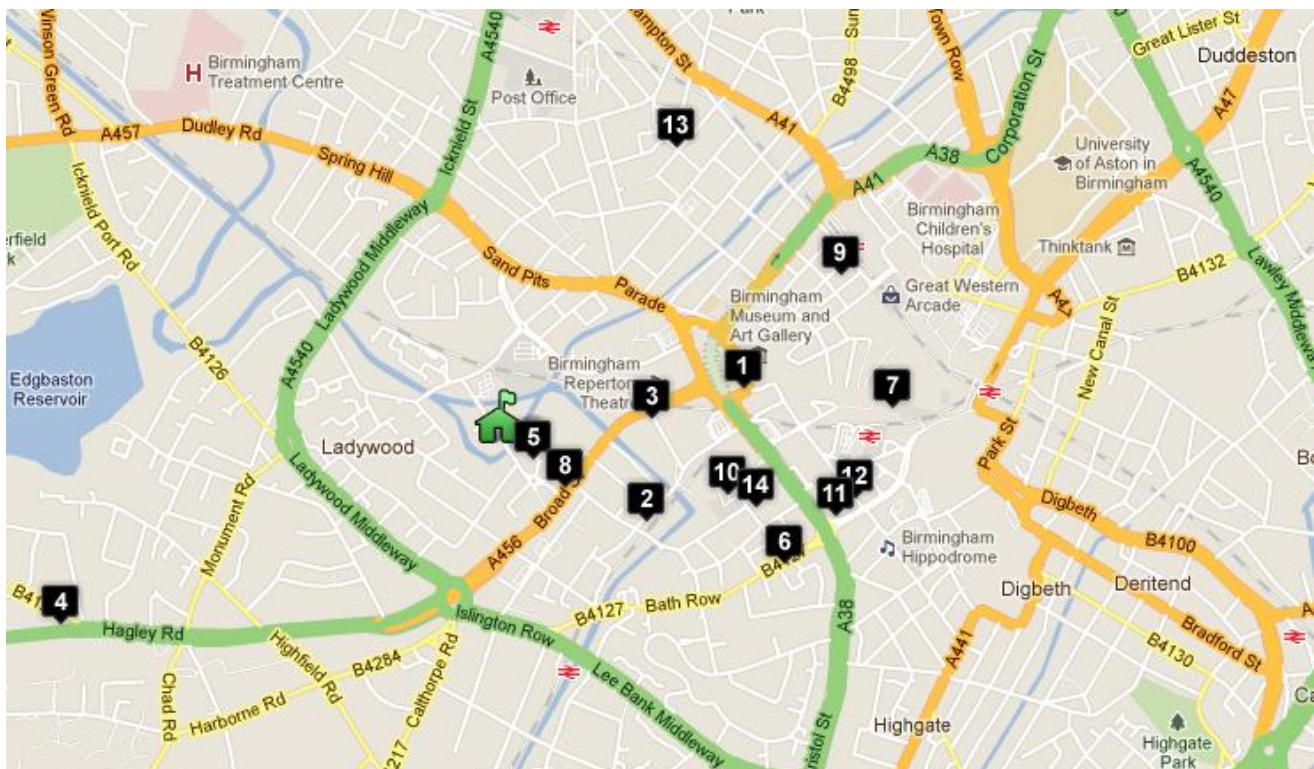
Please return your completed form to the accommodation bookings team, Ellis Salsby Ltd, 1st Floor 1 Bromsgrove Street, Kidderminster, Worcs. DY10 1PF or email: bookings@ellis-salsby.co.uk or fax to: 0845 241 5149

ACCOMMODATION

Selection of Hotels available for 2 - 6 July 2012

Please Note: Rates are per night and include breakfast and VAT at 20% unless stated. Accommodation is available from 2 July for 4 nights, for additional nights please contact us before making your booking.

Key	Hotel	Star rating	Single occupancy	Double / twin occupancy	Distance from ICC
1	Copthorne Hotel	4	£95.00	£105.00	0.3 miles
2	Crowne Plaza Hotel Birmingham City	4	£140.00	£160.00	0.5 miles
3	Hyatt Regency	4	£154.00	£164.00	0.3 miles
4	Menzies Strathallan	3	£70.00	£75.00	2.1 miles
5	Hilton Garden Inn Birmingham (formerly The Mint Hotel)	4	£115.00	£125.00	0.6 miles
6	Ramada Encore Birmingham City	3	£85.00	£95.00	0.9 miles
7	MacDonald Burlington Hotel	4	£80.00	£90.00	0.5 miles
8	Novotel City Centre	4	£110.00	£120.00	0.3 miles
9	Hotel Du Vin	4	£150.00	£160.00	1.0 mile
10	Malmaison	4	£145.00	£155.00	0.8 miles
11	Radisson Blu	4	£109.00	£119.00	0.4 miles
12	Holiday Inn Birmingham City	3	£88.00	£98.00	0.5 miles
13	Bloc Hotel – **cold box breakfast @ £7.50 extra**	n/a	£60.00	£70.00	0.9 miles
14	Ramada Birmingham City Centre	4	£89.00	£99.00	0.7 miles



ACCOMPANYING PERSONS

We regret that neither accompanying persons nor children/babies are permitted entrance to the exhibition areas.

BADGES

Conference badges will be handed to delegates on registration. For security purposes name badges **must** be worn at all times throughout the meeting. In the event that you lose your badge, a replacement must be obtained at the registration desk immediately.

BANKING

A Halifax 'Link' ATM machine is located next to the cloakroom in the Upper Mall. NatWest, Lloyds TSB and Barclay Bank cash points are situated on Brindleyplace. Most other high street banks can be found within a 5 – 10 minute walk of the venue in the city centre.

BUSINESS SERVICES

The ICC Business Centre is located in the main Mall. A range of services are on offer, including computer hire, mobile phone hire, translation, courier service, secretarial, workstation hire, fax, binding, photocopying and mobile phone cards.

The phone number for the business centre is 0121 644 7178, and the fax number is 0121 644 7166

CATERING

Lunch and all scheduled refreshment breaks will be served from designated points in the exhibition area, Hall 3 of the ICC. If the nearest catering point is not open, staff will direct you to the next most convenient point.

CERTIFICATES OF ATTENDANCE

Certificates of attendance will be in your registration envelope.

CHILDMINDING/ BABYSITTING

There are no child minding facilities at the venue. However there are two Ofsted Registered nurseries within walking distance of the ICC. Please contact them directly to check availability. The contact details are:

Round House Nursery (5 min walk from the ICC)
101, St Vincent St, Birmingham B16 8EB
Tel: 0121 236 8900

Kinder Day Nursery (10 min walk)
122-123 Livery Street
Birmingham B3 1RS
Tel: 0121 236 5959

Alternatively please approach your hotel directly for a babysitting service or to make alternative child care arrangements. Please note that babies and children cannot be admitted to the exhibition areas or social events.

CLOAKROOM

The cloakroom is located in the main Mall of the ICC. There is a charge of £1 per item. Guests will also be able to store luggage on the day of departure.

COMMITTEE MEETINGS

A programme of the scheduled committee meetings can be found on page 15.

CONTINUING PROFESSIONAL DEVELOPMENT CREDITS (CPD)

This event will be approved for External credit for the CPD Scheme of the Federation of Royal Colleges of Physicians of the UK. Physicians should record their credits in their diaries, in accordance with the current RCP recommendations. Participants should only record the number of hours they attended. The main meeting has been approved for 18 credits and the CPD code is **75028**.

EXHIBITION

The exhibition will be located in Hall 3 of the ICC and will be open at the following times:

Tuesday 3rd July	10:00 – 17:30
Wednesday 4th July	08:30 – 17:30
Thursday 5th July	08:30 – 15:30

EXHIBITION QUIZ

Exhibition quiz forms will be included in delegate bags. To participate in the quiz, delegates must visit each participating exhibitor and answer a simple question. Participants must also obtain 4 answers from the patient support groups, please note you only need 4 from any of the Patient Support Groups present over the duration of the meeting. All completed quiz forms must be returned to the registration desk by 14:00 on Thursday 5th July. The prizes will be announced after the meeting.

EXHIBITORS

Please see page 12 for a full list of exhibitors and an exhibition plan.

FIRST AID

There is a trained nurse available in the first aid centre, which is located in the Main Mall of the ICC. This service is open during conference opening hours and is free of charge.

FOCUS SESSIONS

All 13:15 – 14:00 Free of charge, but do **not** include a sandwich bag. Please reserve your place using the registration form.

Thursday 5th July

- British Association of Dermatologists Biologic Interventions Register (BADBIR): Four years in
- Facial Skin Surgery – session organised by the BSDS
- Cosmetic Dermatology – session organised by the BCDG

MESSAGES

A delegate notice board will be situated adjacent to the registration desk, where all delegates' messages will be displayed.

PARKING

Exhibitors will be issued with a load/unload pass prior to the Annual Meeting, which must be displayed on all vehicles delivering or collecting goods. This will allow exhibitors to temporarily park in one of the Loading Bays outside the ICC.

For daily parking, four multistorey car parks support The NIA, The ICC and Symphony Hall giving a total of more than 2,300 spaces within walking distance of the venue. For more information, visit www.theicc.co.uk/the-venue/parking/

PATIENT SUPPORT GROUPS

The following patient support groups will be represented at the meeting and will have stands in the Hall 3:

Tuesday 3rd July, Wednesday 4th July

Skin Camouflage Network

Tuesday 3rd July, Thursday 5th July

Neuro-Foundation

Wednesday 4th July

Latex Allergy Support Group

Wednesday 4th July, Thursday 5th July

Ehlers-Danlos Support UK

Tuesday 3rd July, Wednesday 4th July,

Thursday 5th July

Alopecia UK

British Association of Skin Camouflage

Changing Faces

Ichthyosis Support Group

National Eczema Society

Nodular Prurigo International

Psoriasis and Psoriatic Arthritis Alliance

Psoriasis Association

Scleroderma Society

SKCIN

The Dermatology Speciality Group

The Hyperhidrosis Support Group

UK Dermatology Clinical Trials Network (UK DCTN)

Vitiligo Society

In addition, the following groups will have stands within the registration area:

BADBIR

British Dermatological Nursing Group

British Skin Foundation

BAD Journals

Community Dermatology & IFD

Historical Collection

International Investigative Dermatology 2013

Special Interest Groups

PAYMENT OF REGISTRATION FEES

We would prefer delegates to pay by cheque (pounds sterling drawn on a UK bank only or by sterling bank draft) made payable to the 'British Association of Dermatologists'. Cheques in other currencies cannot be accepted. Alternatively, delegates may pay by credit card and this is encouraged for overseas delegates. Please note that we only accept MasterCard and Visa. **American Express cannot be accepted.**

POSTER EXHIBITION

The poster exhibition will be located within Hall 4. The posters will be numbered and a list is provided at the back of this programme.

There will be an e-poster display area showing all the posters submitted. Successful submitting authors will be asked to supply a PDF template of their poster.

Posters should measure a maximum of 1.5m high x 1m wide (portrait) and must be mounted with Velcro. Presenters will be able to mount their posters from 10:00 on Tues 3rd July. Posters should not be removed until 14:00 on Thursday 5th July. Please note that the British Association of Dermatologists cannot be held responsible for any loss or damage to a poster presented during the Annual Meeting.

REGISTRATION DESK

The registration desk will be located in the ICC Upper Mall area and will be staffed by the BAD team during the following hours:

Monday 2nd July	10:00 – 18:00
Tues 3rd - Thurs 5th July	08:00 – 18:00

RESTAURANTS

If you're looking for great restaurants in Birmingham, you won't be disappointed. It is fast becoming known for its culinary excellence and choice. The city centre has over 200 restaurants, serving up cuisines of over 25 different countries. The city also has 3 Michelin-starred restaurants, Simpsons, Purnell's and Turners, which is more than any UK regional city.

Birmingham is home to the world famous Balti Triangle, recently listed among the Rough Guide's 'Top 25 Must Do Experiences in the UK', and has also recently become home to 'England's best fish and chips', as Great British Eatery won the title during the National Seafish UK Fish & Chip Shop of Year Awards 2010

<http://www.brindleyplace.com/category/restaurants/>

SATELLITE SYMPOSIA

The following companies will be holding satellite symposia at the meeting:

Wednesday 4th July

Slot 1 – 08:00 – 08:45 – Hall 9	Reckitt Benckiser
Slot 3 – 13:15 – 14:15 – Hall 9	Roche Products Ltd
Slot 4 – 13:15 – 14:15 – Hall 10	Beiersdorf
Slot 5 – 13:15 – 14:15 – Hall 11	Janssen
Slot 6 – 18:15 – 19:00 – Hall 9	Leo Pharma
Slot 7 – 18:15 – 19:00 – Hall 11	Abbott Laboratories

SOCIAL EVENTS

Please see Social Programme (Page 14).

SPEAKER PREVIEW

Speaker preview will be located in Media Suite on the lower level foyer at the ICC, please ask at the registration desk for directions. All presenters **must** take their memory sticks to speaker preview at least **two hours** prior to their presentation. Data projection (PowerPoint) will be available.

SPECIAL INTEREST GROUPS

The following Special Interest Groups will hold their meetings during the week of the conference. All special interest group meetings will take place in Birmingham. Their full programmes are featured at the back of each days full programme.

Tues 3rd July

British Society for Skin Care in
Immunosuppressed Individuals
09:30 – 12:00 (Page 25 – 26)

British Teledermatology Society
10:00 – 12:00 (page 27)

Historical
11:00 – 12:00 (Page 29)

British Society of Cutaneous Allergy
09:00 – 12:30 (Page 28 – 29)

British Society for Paediatric Dermatology
09:00 – 12:45 (Page 30 – 31)

British Society for Dermatopathology
15:00 – 18:00 (Page 33 – 34)

Wednesday 4th July

British Society for Dermatological Surgery
14:30 – 18:00 (Page 39 – 41)

British Photodermatology Group
14:30 – 18:00 (Page 42 – 43)

TAXIS

Black Cabs are often parked outside the ICC. Alternatively, you can use the 'taxi' phone located by the main front doors. The phone number of the local Black Cab company is 0121 427 8888. Alternatively, a local mini cab firm is Premier Radio Cars 0800 9758 758.

TRANSPORT – IN AND AROUND BIRMINGHAM - TO AND FROM ICC Birmingham

<http://www.theicc.co.uk/visitors/travel/>

By Road

Birmingham is at the hub of a comprehensive motorway network that connects you to every corner of the country via the M5, M6, M40 and M42. Furthermore, you benefit from over 2,000 parking spaces for The ICC and a further 5,000 spaces within walking distance. For further information please visit the AA website: www.theaa.com

By Air

More than 22 scheduled airlines serve Birmingham's International Airport linking it to over 60 business destinations throughout the UK, Europe, North America and the Middle East. Conveniently located next to The NEC and adjacent to Birmingham International Rail Station, travellers can access the city centre and The ICC quickly and conveniently. For further information please visit the Birmingham airport website: www.bhx.co.uk

By Rail

Nothing could be easier than reaching The ICC by train. It is minutes away from Birmingham New Street Station, the UK's largest interchange station. Regular services connect you to London (100 minutes away), Edinburgh (4hrs 30mins), Cardiff (2hrs) and most other regional towns and cities throughout the UK. For information on rail travel within the UK contact the 24 hour **National Rail Enquiries Line** on **08457 48 49 50** or visit www.thetrainline.com

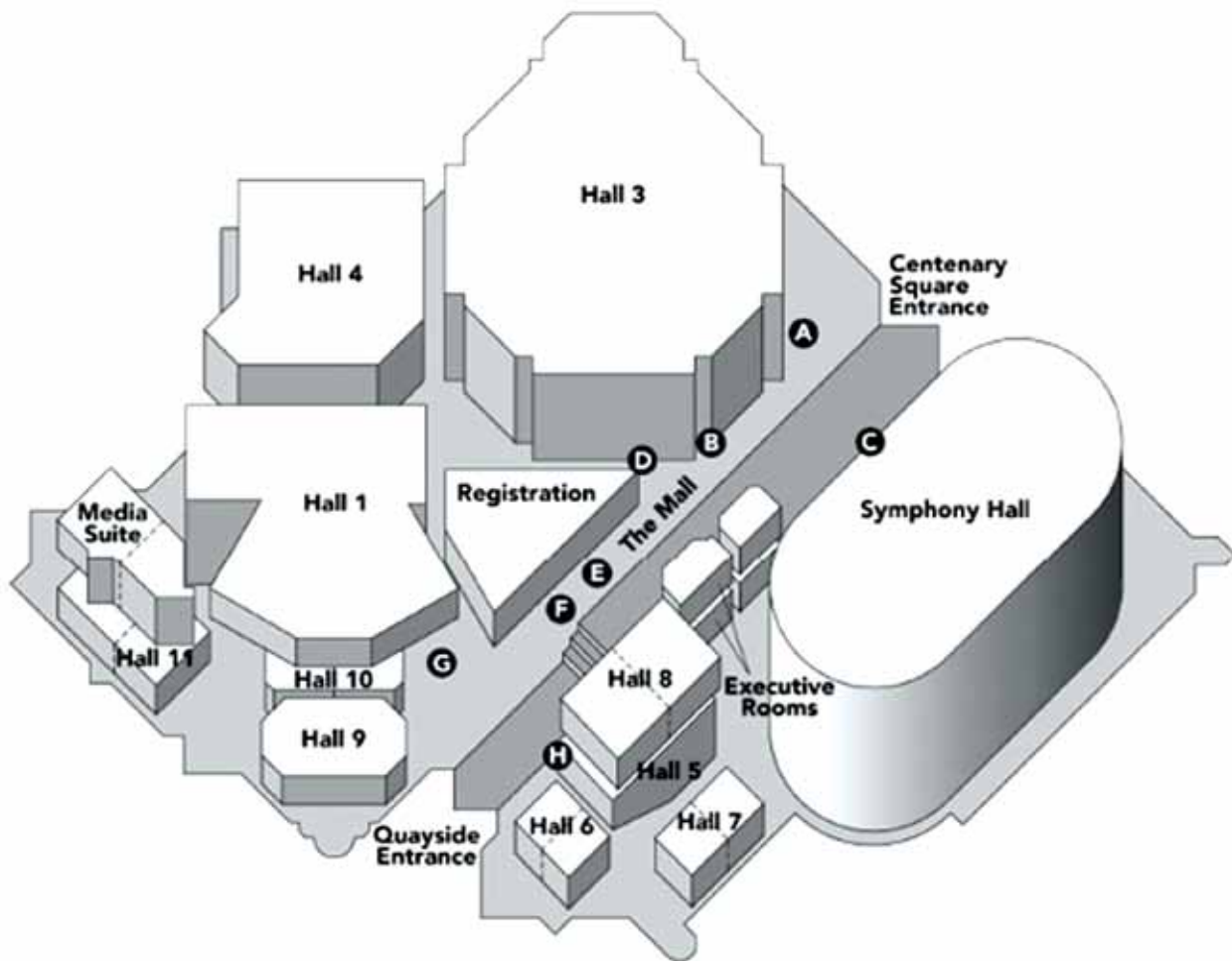
VENUE

The ICC
Broad Street
Birmingham, B1 2EA
England

F: +44 (0) 121 644 5025

@: info@theicc.co.uk

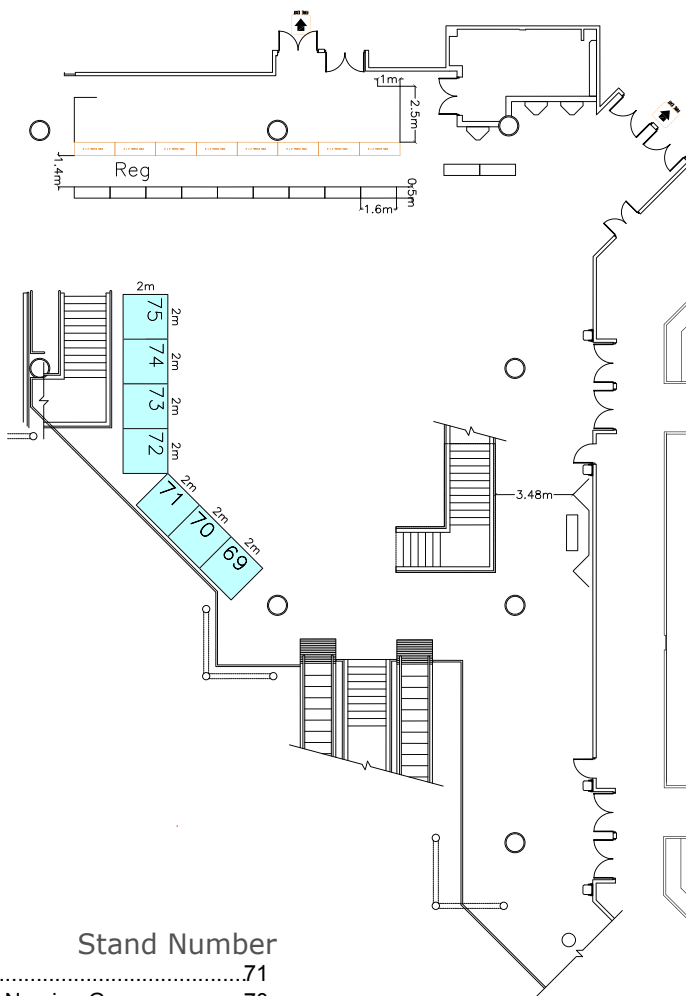
<http://www.theicc.co.uk/thedelegate>



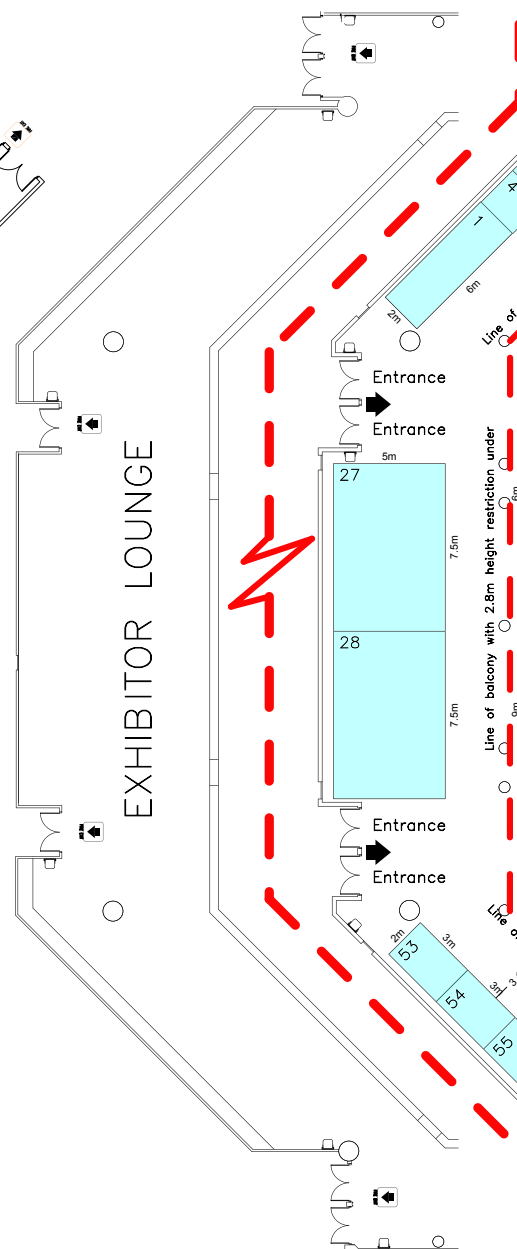
The ICC Exhibition Plan

EXHIBITION PLAN

Registration Area



HALL 3 BALCONY LEVEL



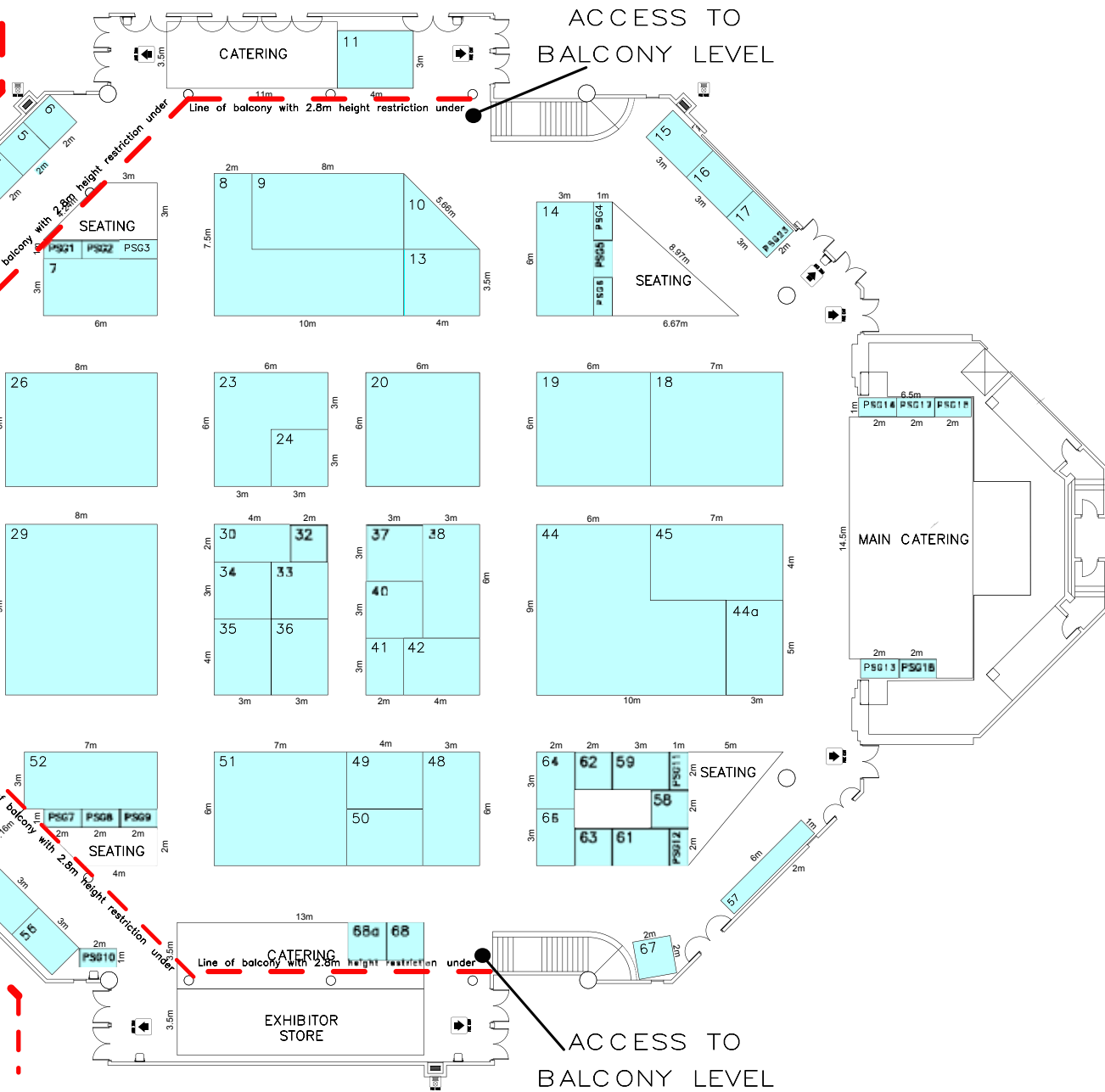
Company	Stand Number
BAD Journals.....	71
British Dermatological Nursing Group	70
e-Learning.....	69
Community Dermatology & IFD.....	72
Historical Collection.....	75
International Investigative Dermatology 2013..	74
Special Interest Groups.....	73

Patient Support Group	Stand Number
Alopecia UK.....	PSG17
British Association of Skin Camouflage.....	PSG 3
ChangingFaces.....	PSG 13
Ehlers-Danlos Support UK.....	PSG 11
Ichthyosis Support Group.....	PSG14
Latex Allergy Support Group.....	PSG 18
National Eczema Society.....	PSG 9
Neuro-Foundation.....	PSG 10
Nodular Prurigo International.....	PSG 8
Psoriasis and Psoriatic Arthritis Alliance.....	PSG 6
Psoriasis Association.....	PSG 7
SKCIN.....	PSG 5
Skin Camouflage Network.....	PSG 12
Scleroderma Society.....	PSG 15
The Dermatology Speciality Group.....	PSG 2
The Hyperhidrosis Support Group.....	PSG 23
UK Dermatology Clinical Trials Network (UK DCTN).....	PSG 1
Vitiligo Society.....	PSG 4

Company	Stand Number
Abbott	14
Academic Dermatology.....	63
(Aneurin Bevan Health Board)	
Activa Healthcare.....	55
Alliance Pharmaceuticals Ltd.....	48
Almirall.....	20
Astellas Pharma Ltd.....	28
Athrodax Healthcare International Limited.....	37
BABOR Cosmetics Ltd.....	58
BADBIR.....	66
Beiersdorf UK.....	19
Bio-Diagnostics Ltd.....	32
Blink Medical.....	33
Boston Healthcare Ltd.....	53
Bristol Myers Squibb.....	40
British Skin Foundation.....	11
Brymill Cryogenic Systems (UK) Ltd.....	42
Cellestis GmbH.....	54
Chromogenex Technologies Ltd.....	68a
Clinique Laboratories LLC.....	45
CliniSupplies Ltd.....	49

Company
Crawford Healthcare Ltd.....
Croda Europe.....
Cynosure UK Ltd.....
Derma UK Ltd.....
Dermacea.....
Dermal Laboratories Ltd.....
Diagenics Ltd.....
Dexel Pharma Ltd.....
Dreamskin Health.....
Espère Healthcare Ltd.....
First Medical.....
Forest Laboratories UK Ltd.....
Galderma (UK) Ltd.....
Genus Pharmaceuticals.....
Healthcare at Home.....
Janssen Pharmaceutica.....
JMSR Europe Ltd.....
Johnson & Johnson Com.....

HALL 3 FLOOR LEVEL



EXHIBITION PLAN

Stand Number	Company	Stand Number
7	L'Oreal UK Ltd.....	27
4	LEO Pharma.....	29
10	London Dermatopathology.....	61
36	MA Healthcare	62
67	Meda Pharmaceuticals Ltd.....	9
18	Miltenyi Biotec Ltd.....	64
41	Molnlycke Health Care.....	56
59	MSD (Diprobase).....	24
16	Pern Consumer Products Ltd.....	68
30	Reckitt Benckiser Healthcare Ltd.....	38
5	Roche Products Ltd.....	13
26	Schuco International Ltd.....	52
51	SkinBrands Limited.....	50
Limited.....	STD Pharmaceuticals.....	17
8	Stiefel a GSK Company.....	23
6	T + R Derma.....	34
44	Typharm Dermatology Ltd.....	1
35	Wiley-Blackwell	15
Consumer.....	Wisepress Ltd.....	57
44a		



**92nd Annual meeting
of the British Association
of Dermatologists**

SOCIAL EVENTS

WELCOME RECEPTION

**ICC Birmingham, Hall 4
Tuesday 3rd July 18:00 – 20:00**

The Welcome Reception will be held at the ICC Birmingham venue. Offering a unique chance for all attendees and exhibitors to meet on the opening evening of the Annual Meeting. Drinks and canapés will be served after the final session finishes at 18:00 and will leave time for attendees to dine afterwards.

The reception will take place in the Poster room in Hall 4 and allow attendees to view the posters or mix with colleagues.

BRITISH SKIN FOUNDATION RESEARCH SUPPER

**ICC Birmingham, Hall 8
Tuesday 3rd July 20:00 – 22:00**

Due to popular demand this event is now sold out. If you are still keen to attend our supper please come to the BSF stand (stand 11) on the afternoon of Tuesday 3rd July, where we will issue any returned tickets. Should you have any questions about this event please ask a member of staff on the BSF stand.


ANNUAL DINNER

**Art Museum & Banqueting Suite
Wednesday 4th July 19:30**

The Annual Dinner will be held at the Banqueting Suite of the Council Hall, with pre-dinner drinks in the Art Museum. In the heart of Birmingham city centre, the Council House is a beautiful Grade II* listed building, boasting some of the city's most talked about design. Since its opening, this venue has received and welcomed members of the Royal family, world leaders, media and film stars, people from the literary world and every type of business and organisation.

The Banqueting Suite combines traditional Victorian elegance with the ambience and charm of the 19th century.

Entertainment will be provided by the band 5-4-3-2-1.



Banqueting Suite of the Council Hall

COMMITTEE MEETINGS

MON 2ND JULY:

TIME	MEETING	ROOM
12:00 – 13:00	SAS Sub-committee	Executive 2
16:00 – 18:00	British Association of Dermatologists Officers	Executive 1
18:30 – 19:30	National Dermatology Trainee Committee	Hall 7

TUES 3RD JULY:

TIME	MEETING	ROOM
08:00 – 09:00	British Society for Dermatopathology Exec Committee	Executive 2
08:00 – 09:00	British Society for Paediatric Dermatology Training Committee	Executive 1
08:45 – 09:15	The British Society of Cutaneous Allergy AGM	Hall 10
11:30 – 12:00	British Society for Skin Care in Immunocompromised Individuals AGM	Hall 8b
11:30 – 13:00	British Skin Foundation Trustees	Executive 8
12:00 – 14:00	Community Dermatology Editorial Board	Executive 1
13:00 – 14:30	Senior Skin Group	Hall 8b
13:30 – 14:30	Historical Collection Sub-Committee	Executive 9
14:00 – 15:30	Health Informatics Sub-Committee	Executive 8
14:00 – 15:30	Teachers of Undergraduate Dermatology	Executive 2
14:30 – 15:00	British Society for Dermatopathology AGM	Hall 9
14:30 – 16:30	Clinical Services Sub-Committee	Executive 7
16:00 – 17:00	Therapy & Guidelines Sub-Committee	Executive 1
16:40 – 17:20	Dermatology Teachers	Hall 8b
17:00 – 18:00	British Society for Paediatric Dermatology Committee	Executive 2
17:30 – 18:30	BAD Session Judging Committee	Executive 9

WED 4TH JULY:

TIME	MEETING	ROOM
08:00 – 09:00	Skin Cancer Prevention Sub-committee meeting	Executive 7
11:00 – 13:00	British Association of Dermatologists' AGM (Members Only)	Hall 1
13:00 – 14:00	British Association of Dermatologists Officers	Executive 1
13:00 – 14:00	British Cosmetic Dermatology Group AGM	Executive 8
13:00 – 14:00	British Society for Medical Dermatology	Executive 9
13:00 – 14:30	British Photodermatology Group Committee	Executive 7
13:00 – 14:30	Welsh Phototherapy Sub-Committee	Executive 10
14:00 – 15:00	British Association of Dermatologists' Executive Committee	Hall 6
14:00 – 15:30	International Investigative Dermatology 2013 Committee	Executive 2
14:30 – 18:00	BAD Session Judging Committee	Executive 9
16:00 – 17:00	National Commissioning Team	Hall 6
17:00 – 18:00	UK DCTN Trial Prioritisation Panel	Executive 1
17:30 – 18:00	UK Professors Group	Executive 7
17:30 – 18:00	British Society for Dermatological Surgery AGM	Hall 8
18:00 – 18:30	British Photodermatology Group AGM	Hall 7

THURS 5TH JULY:

TIME	MEETING	ROOM
08:30 – 09:30	Exhibitors' Meeting	Executive 1
08:30 – 10:30	British Skin Foundation Grants Advisory	Executive 7
09:00 – 11:00	British Society for Dermatological Surgery Committee	Executive 10
09:00 – 10:30	UKDCTN AGM/Steering Group	Hall 8a
13:00 – 14:00	BAD Session Judging Committee	Executive 9
13:00 – 14:30	World Congress on cancers of the Skin 2014 Committee	Executive 1

PROGRAMME INDEX

PAGE NUMBER

MONDAY

Overview	17
<i>DermSchool</i>	18
Trainee pre-conference session	19
SAS Session	20

TUESDAY

Overview	21
Clinico-pathological cases - Joint BAD / BSD	22 – 23
Plenary	23 – 24
British Society for Skin Care in Immunocompromised Individuals	25 – 26
British Teledermatology Society	27
British Society of Cutaneous Allergy	28 – 29
British Society for Paediatric Dermatology	30 – 31
Historical	32
British Society for Dermatopathology	33 – 34

WEDNESDAY

Overview	35
Plenary	36
Medical Dermatology Plenary Session	37
BAD and BDNG Joint Meeting	38
British Society for Dermatological Surgery	39 – 41
British Photodermatology Group	42 – 43

THURSDAY

Overview	45
Professor's & Registrars' Forum	46 – 47
Focus Session	47 – 48
CPD Session	48

Additional meetings	50
Bristol Cup posters	51 – 56

MONDAY 2ND JULY – DERMSCHOOL PROGRAMME

MONDAY 2ND JULY – DERMSCHOOL PROGRAMME

TIME	CODE	PROGRAMME	ROOM
11:00 - 18:00 DERMSCHOOL PRE-CONFERENCE SESSION			HALL 9
10:00		Welcome Coffee	Hall 9
11:00		Introduction Prof Malcolm Rustin	
	CHAIR:	Dr Shaheen Haque	
11:05	DE01	Common Skin Diseases Psoriasis Dr Jane Sterling	
11:25	DE02	Eczema Prof Malcolm Rustin	
11:45		Practical Session • Cryotherapy • Electro-Surgery • Dermatoscopes	} 20 minute rotations in assigned groups
12:45		Lunch & Posters (including poster walks)	Hall 9
	CHAIR:	Prof Malcolm Rustin	
13:45	DE03	Common Skin Diseases Acne Dr Tamara Griffiths	
14:05	DE04	Dermatology Emergencies Dr Daniel Creamer	
14.25	DE05	Dermsoc presentation Dr Ketaki Bhate	
14:30	DE06	Skin Cancer & Surgery Dr Chris Bower	
15:00	DE06	Career paths in Dermatology Career Planning Dr Stuart Cohen	
15:15	DE07	Dermatology research Dr Gayathri Perera	
15:30		Tea & Career Surgery	Hall 10
	CHAIR:	Dr Jane Sterling	
16:15	DE08	Infections & Tropical Dermatology Dr Rachel Morris-Jones	
17:00	DE09	Dermatology Quiz Dr Adam Bray	
17:35		Poster Prize	
18:00		Close	
18:00 – 23:00		Trainee & DermSchool evening event	All Bar One

MONDAY 2ND JULY – TRAINEE PROGRAMME

TIME	CODE	PROGRAMME	ROOM
12:55 – 18:00			HALL 5
12:15 – 12:55		Welcome Lunch	Hall 7
12:55		Introduction – Dr Shaheen Haque-Hussain and Dr David de Berker	
13:00	TPC01	Paediatrics Prof Celia Moss	
13:40	TPC02	Vulval dermatology Dr Jane Sterling	
14:15	TPC03	Male genital dermatology Prof Chris Bunker	
14:50	TPC04	Hair & Scalp Dr Paul Farrant	
15:35		Club & society reports	
16:00		Tea / Coffee	Hall 7
16.20	TPC05	Cosmetic dermatology Dr Tamara Griffiths	
16:55	TPC06	Mohs & advanced surgery Dr Ashley Cooper	
17:30	TPC07	Quiz	
17:55	TPC08	Final remarks Dr Shaheen Haque-Hussain and Dr David de Berker	
18:00		Close	
18:30 – 23:00		Trainee & <i>DermSchool</i> evening event	All Bar One

MONDAY 2ND JULY – SAS PROGRAMME

TIME	CODE	PROGRAMME	ROOM
12:15 – 17:35			HALL 8B
STAFF AND ASSOCIATE SPECIALISTS SESSION			
12.15 - 13.00		Registration and lunch	Hall 8a
13.00 – 13.05		Welcome and Introduction Dr Glenda Hill	
	CHAIR	Dr Jan McLelland	
13.05 – 13.45	SAS01	Special considerations when prescribing and monitoring systemic agents in psoriatic patients Prof Jonathan Barker	
13.45 – 14.25	SAS02	The Management of Melanonychia Dr David De Berker	
14.25 – 15.05	SAS03	Keratoderma-diagnosis and management Prof Colin Munro	
15.05 - 15.35		Tea / Coffee	Hall 8a
	CHAIR	Dr Helen Horn	
15.35 – 16.15	SAS04	An update on the use of topical PDT in dermatology Dr Sally Ibbotson	
16.15 – 16.55	SAS05	Genodermatoses for a 'coal-face' dermatologist Prof Edel O'Toole	
16.55 – 17.35	SAS06	Dermoscopy for the initiated-what's new? Dr Jonathan Bowling	
	17.35	Closing remarks	
19.30 – 22.00		SAS evening event	Piccolino Restaurant

TUESDAY 3RD JULY – DETAILED PROGRAMME

TIME	CODE	PROGRAMME	ROOM
08:00 – 18:00		Registration desk open	Registration Foyer
09:15 – 12:45		BRITISH SOCIETY OF CUTANEOUS ALLERGY (PAGE 28 – 29)	HALL 10
09:00 – 12:45		BRITISH SOCIETY FOR PAEDIATRIC DERMATOLOGY (PAGE 30 – 31)	HALL 9
09:30 – 12:45		BRITISH SOCIETY FOR SKIN CARE IN IMMUNOSUPPRESSED INDIVIDUALS (PAGE 25 – 26)	HALL 8B
10:00 – 12:00		BRITISH TELEDERMATOLOGY SOCIETY (PAGE 27)	HALL 8A
09:30 – 10:28		CLINICOPATHOLOGICAL CASES Joint meeting with the British Society of Dermatopathology	Hall 1
	CHAIRS:	Dr Eduardo Calonje and Dr Paul Craig	
09:30	CPC-1	Beware the blistering patient with dysphonia <u>E. Benton</u> , B. Bhogal, R. Oakley and R.W. Groves	
09:37	CPC-2	Dominant dystrophic epidermolysis bullosa pruriginosa: an obscure clinicopathological and molecular diagnosis <u>S. Vivehanantha</u> , L. Liu, R. Carr, J.A. McGrath, S.M. Taibjee and A. Ilchyshyn	
09:44	CPC-3	Mid dermal elastolysis <u>H. Reddy</u> , S. Darne and S. Natarajan	
09:51	CPC-4	Acquired generalized lipodystrophy associated with peripheral T-cell lymphoma with cutaneous infiltration <u>A. Aslam</u> , D. Savage and I.H. Coulson	
09:58	CPC-5	Efudix® complications related to abnormal 5-fluorouracil metabolism <u>K. Kazmierczyk</u> , T. Joseph and C. Henderson	
10:05	CPC-6	First report of Nocardia veterana causing nodular lymphangitis in an immunocompromised host <u>J. Dua</u> and R. Clayton	
10:12	CPC-7	Are dermatoscopes a potential source of nosocomial infection in dermatology clinics?; <u>M. Chattopadhyay</u> , J. Sule and N.P. Burrows	
10:19	CPC-8	Familial multiple self-healing squamous epithelioma (Ferguson-Smith disease) due to a mutation in TGFBR1; <u>A. Ranasinghe</u> , E. Rytina, D. Goudie and N.P. Burrows	
10:28 – 11:14		Coffee & Exhibition	Hall 3
11:00 – 12:30		HISTORICAL COLLECTION SYMPOSIUM (PAGE 32)	HALL 7A
11:14 – 12:40		CLINICOPATHOLOGICAL CASES CONTINUED	Hall 1
	CHAIRS	Dr Richard Carr and Dr Cameron Kennedy	

- 11:14 CPC-9 **A HAEMORRHAGIC PIGMENTED STREAK ON THE TOENAIL;**
C. Kwok, W. Merchant and W. Hussain
- 11:21 CPC-10 **Hereditary leiomyomatosis and renal cell cancer and benign metastasizing leiomyoma: one and the same disease?**
R. Fitzgerald, D. Baker, A. Dalton, N. Swan, M. Keane, E. Hanrahan and A. Lally
- 11:28 CPC-11 **Two cases of human immunodeficiency virus-negative Kaposi sarcoma**
E. Rashidghamat, A. Giles and P. Banerjee
- 11:35 CPC-12 **A case of intralymphatic histiocytosis associated with rheumatoid arthritis**
G. Ben-Zvi, M. Lillicrap, E. Rytina and P. Norris
- 11:42 CPC-13 **Recurrent posterior scleritis and a ‘sebaceous cyst’: extrafacial necrobiotic xanthogranuloma**
F.R. Ali, R. Green, L. Chularojanamontri, H.S. Young and L. Motta
- 11:49 CPC-14 **Periorbital xanthogranulomatous histiocytosis treated with tacrolimus in two patients: a novel therapeutic approach**
T. Maruthappu, J. Weir, J. Olver and A. Chu
- 11:56 CPC-15 **Lymphomatoid papulosis type D in a patient with presumed primary cutaneous aggressive epidermotropic CD8+ cytotoxic T-cell (Berti) lymphoma**
P. Pratsou, R.A. Carr, S. Jobanputra and B. Dharmagunawarden
- 12:03 CPC-16 **Intestinal metaplasia with dysplasia in a patient with Spina Bifida**
A. Ranasinghe, E. Rytina and P. Todd

12:15

Joint BAD/BSD Neil Smith Lecture
A journey to the heart of dermatology
Professor Helmut Kerl (Graz, Austria)



In this lecture modern concepts and principles of dermatology and dermatopathology are illustrated including the following aspects: the challenge of melanocytic tumors, love and joy for morphology, mistakes and the most impressive observation in my life.

12:45 – 14:30 Lunch & Exhibition Hall 3

15:00 – 18:00 BRITISH SOCIETY FOR DERMATOPATHOLOGY (PAGE 33 – 34) HALL 9

14:30 – 18:00 **SCIENTIFIC SESSION - SUBMITTED PAPERS** Hall 1

CHAIRS: Dr Stephen Jones and Dr Catriona Irvine

14:30 Official Opening & Welcome - Dr Stephen Jones

14:45 O-1 **Regional approach to dealing with demand for acute dermatology services**
S. Felton, J. Newsham and J. Williams

15:00 O-2 **Nicorandil: do the risks outweigh the benefits? Case series of 21 patients**
V.M. Smith and C.C. Lyon

15:15 O-3 **Isolated limb infusion: recent experience at a U.K. centre**
A. Sharma, C.L. Defty, A. Howles, S. George, J. Hopkins, S. Sinclair
 and J.R. Marsden

15:30 GL01 **Guest Lecture 1 –introduced by Dr Catriona Irvine** Hall 1



New Drugs in Melanoma
 Professor Martin Gore (London)

16:00 – 16:30 Tea and Exhibition Hall 3

16:30 O-4 **Sexual function and psychological status among patients with genital psoriasis**
M. Sadlier, C. Ryan, L. Edwards, A. Lally, A. Menter and B. Kirby

16:45 O-5 **Incidence, mortality and disease associations of pyoderma gangrenosum in the U.K.: a retrospective cohort study**
S.M. Langan, M. Gulliford, T. Card and R.W. Groves

17:00 O-6 **Teledermatology triage of suspicious skin lesions potentially could be missing the majority of melanomas**
R.B. Aldridge, L. Naysmith, E.T. Ooi, C. Murray and J. Rees

17:15 O-7 **Sequential digital dermoscopic imaging and total body photography aid detection of primary melanoma in individuals at high risk: a prospective 5-year follow up study**
F. Moloney, P. Guitera, E. Coates, N. Haass, K. Ho, R. Khoury, G. Mann and S. Menzies

17:30 - 18:00 GL02 **Guest Lecture 2 –introduced by Dr Stephen Jones** Hall 1



Why do people get melanoma and what determines whether they survive or not?

Professor Julia Newton-Bishop (Leeds)

Melanoma is caused by sun exposure but the relationship between that sun exposure and risk is extremely complex. Certainly sunburn causes melanoma but there is little evidence for chronic sun exposure as a major cause in Europe and some evidence that regular moderate sun exposure might actually be protective.

The determinants of survival are also very complex. The AJCC staging system reflects some but not all of the profound biological differences between tumours which determine outcome, and I will present data to suggest that people vary in how effectively they defend themselves against their tumours.

18:00 - 19:30 Welcome Reception Hall 4

TUESDAY 3RD JULY – BRITISH SOCIETY FOR SKIN CARE IN IMMUNOSUPPRESSED INDIVIDUALS

TIME	CODE	PROGRAMME	ROOM
09:00 – 12:15		BRITISH SOCIETY FOR SKIN CARE IN IMMUNOSUPPRESSED INDIVIDUALS	HALL 8B

CHAIRS: Dr Charlotte Proby and Dr John Lear

09:00		Welcome & Introduction by Dr Charlotte Proby	
09:05	BI01	Immune reconstitution-associated disease in the dermatological care of the human immunodeficiency virus-infected patient: an under-recognized phenomenon <u>R. Meys</u> , K. Purdie, M. de Koning, W. Quint, C.A. Harwood and C.B. Bunker	
09:15	BI02	DNA repair inhibition and azathioprine immunosuppression <u>N. Attard</u> , F. Li, Q. Gueranger, C.A. Harwood, J.M. McGregor, C.M. Perrett and P. Karran	
09:25	BI03	Review of renal transplant recipients managed in a transplant-dermatology surveillance clinic <u>V. Samarasinghe</u> , S. Russell, V. Madan and J.T. Lear	
09:35	BI04	Development of a standardized actinic keratosis assessment protocol <u>R.N. Matin</u> , P. Gaunt, A. Green, D.L. McCartney, F. Ismail, J.M. McGregor, S.J. Bowden, J.T. Lear, C.M. Proby and C.A. Harwood	
09:45		Cutaneous Graft versus Host Disease: Clinical Manifestations, Management and Complications Dr Fiona Child (London, UK)	
10:15		Poster Round Up Dr Catherine Harwood	
10:20		Coffee Break and Poster Viewing	Hall 3 & 4
11:00		Interactive Case Discussion with Expert panel Prof Chris Bunker, Dr Catherine Harwood, Dr Bill Phillips, Dr David Paige, Dr Helen Ramsay	
	BI05	Chronic erosive and verrucous herpes simplex of the penis in chronic lymphocytic leukaemia <u>T.N. Shim</u> , A. Muneer and C.B. Bunker	
	BI06	Intravenous cidofovir for the treatment of florid cutaneous warts in association with chronic graft-versus-host disease; <u>L. Mackintosh</u> , A. Parker and J. Leman	
	BI07	Multiple digit periungual squamous cell carcinomas in situ: a novel treatment approach with radiotherapy <u>W. Hunt</u> , A. Cameron, P. Craig and D.A.R. de Berker	
	BI08	Human immunodeficiency virus-associated eosinophilic folliculitis: an important late pick up! <u>A.V. Sears</u> , J.S. Wee and J. Natkunarajah	
	BI09	Disseminated cutaneous Mycobacterium chelonae infection in an immunosuppressed patient <u>M. Walsh</u> , G. Wong and A. Alkali	

BI010 **Disseminated subcutaneous *Mycobacterium chelonae* infection in a patient with relapsing polycondritis**
C. Cunningham, L. Chularojanamontri, P. Bishop and J. Ferguson

BI011 **Kaposi sarcoma associated with human immunodeficiency virus and iatrogenic Cushing syndrome**
K. Kazmierczyk, K. Schroeder and S. August

11:45

AGM

12:15

Meeting Close

POSTERS

BI12 **Human papillomavirus is associated with nonmelanoma skin cancer in human immunodeficiency virus; S. Goolamali, N. Mladkova, K. Purdie, M. de Koning, W. Quint, N. Francis, N. Morar, R. Meys, C.A. Harwood and C.B. Bunker**

BI13 **Skin care awareness in renal transplant patients: a re-audit; S. Mellor and J.L. Cook**

BI14 **Chemoprophylactic low-dose acitretin for squamous cell carcinoma in renal transplant patients; C Duhovic, P Finney, A Abdul-Wahab and C Harland**

BI15 **Acute-onset palmoplantar hyperkeratosis: an atypical presentation of graft-versus-host disease; R. Atkar and C.A. Harwood**

BI16 **Skin cancer surveillance in renal transplant recipients G. McIntyre, H. Hunter and K. McKenna**

BI17 **Skin manifestations in primary immunodeficiency M. Malik and T. Bleiker**

BI18 **Malignant transformation of porokeratosis in an organ transplant recipient: is active intervention to clear porokeratosis justified (or, time to review the need for active intervention)? A. Ryan, J.M. McGregor, G. Moir, R. Cerio, C.M. Proby and C.A. Harwood**

BI19 **A 5-year study on cutaneous malignancies developing in renal transplant recipients in the South West C. Wilkinson and S. Woodrow**

BI20 **Skin cancer awareness in patients who have received or are likely to receive a liver transplant S.J. O'Shea, M. Sadlier, A. McCormick, B. Kirby, M. Murphy and A. Lally**

BI21 **Nodular localized cutaneous amyloidosis in a renal transplant patient A. Yong and N. Shah**

BI22 **Large vessel calciphylaxis in association with POEMS syndrome A. Aslam, L.A. Jamieson and T.H. Clayton**

BI23 **Warfarin-induced cutaneous necrosis due to protein C deficiency and acquired immunodeficiency syndrome S.M. Ang, F.W. Ibrahim and V. Elangasinghe**

BI24 **Sebaceoma in an immunosuppressed organ transplant recipient T. Maruthappu, L.E. Side, A. Freeman and C.M. Perrett**

BI25 **Dermatological assessment of a renal transplant population: previous contact with dermatology services and point prevalence of skin disease C. Blasdale, H. Jones, H. Mansy and I. Moore**

TUESDAY JULY 3RD – BRITISH TELEDERMATOLOGY SOCIETY

TIME	CODE	PROGRAMME	ROOM
10:00 – 12:00 BRITISH TELEDERMATOLOGY SOCIETY			HALL 8A
10:00		Welcome Introduction Dr Saul Halpern	
10:10		Teledermatology in the UK; Results of the 2011 British Telderatology Survey Dr Carolyn Charman	
10:30	BT01	Secondary care referral rate changes and costs during a teledermatology service in a city <u>W. Hunt</u> , P. Benwell, S. Rea, D. de Berker	
10:50	BT02	Teledermatology using Choose and Book is an effective tool for managing dermatology referrals <u>C. Charman</u> , P. Bogucki	
11:10		Guest Lecture Quality standards for teledermatology using 'store-and-forward' images Dr Julia Schofield (Lincoln, UK)	
11:40		AGM	
POSTER	BT03	Smartphones, Apps and Dermatology <u>W. Malik</u> , M.S. Shareef	

TUESDAY 3RD JULY – BRITISH SOCIETY OF CUTANEOUS ALLERGY

TIME	CODE	PROGRAMME	ROOM
09:15 – 12:45		BRITISH SOCIETY OF CUTANEOUS ALLERGY	HALL 10

CHAIRS: Dr Mark Wilkinson and Dr Sarah Walkelin

09:15		Prosser - White Oration Adventures and Lessons Learned in Occupational Dermatology Dr James S Taylor (Cleveland, Ohio, USA)	
09:45	CD01	Fragrance mix screens fail to predict contact allergy; J. Mann, P. Banerjee, J. McFadden and I. White	
09:55	CD02	The use of a short fragrance series as a marker for fragrance allergy in patients with a history suggesting cosmetic reactions; G. Ali, C. Holden and D.J. Gawkrödger	
10:05	CD03	Oxidized terpene allergy has diverse clinical features; H. Whitley, C. Lovell and D. Buckley	
10:15	CD04	A case of chlorhexidine-induced anaphylaxis to mouthwash; A. Lloyd-Lavery and J. Reed	
10:25	CD05	Three cases of occupational allergic contact dermatitis to tetrahydrofurfuryl acrylate in an ultraviolet dielectric ink; D. Munidasa and S. Cooper	
10:35		Coffee	Hall 3
		CHAIRS: Dr Helen Horne and Dr David Orton	
11:05	CD06	A 3-year retrospective review of patch testing in the paediatric population S.H. Hussain, N.P. Burrows and P. Todd	
11:15	CD07	Allergic contact dermatitis in a child due to panthenol in facial wipes M-F. Chin and N. Stone	
11:25	CD08	An audit of patch testing in a district general hospital using the British Contact Dermatitis Society database L. Wujanto and F.M. Tatnall	
11:35	CD09	Does the potency of contact allergens influence strength of elicitation?; P. Puangpet, D. Basketter, I. Kimber and J. McFadden	
11:45	CD10	The role of 7-day patch test reading; E. Higgins and P. Collins	
11:55	CD11	Two cases of dermographic urticaria presenting as anaphylaxis: a rare but life-threatening complication; A. Lloyd-Lavery, S. Arnold and J. Reed	
12:05	CD12	Protamine allergy in a diabetic patient with dermographism; P. Rakvit, S. Attili, A. Affleck and C. Green	

- 12:15 CD13 **Human seminal plasma hypersensitivity and successful conception;**
T.N. Shim and C.G. Bertram
- 12:25 CD14 **Contact dermatitis to 'Butterfly Wings';**
S. Felton and J.D.L. Williams
- POSTERS** CD15 **Seeing red? Turmeric-induced colour change with dimethylglyoxime spot testing**
A.K. Weidmann and J.D.L. Williams
- CD16 **What's in a name? The importance of brand recognition in contact allergy;**
C. Allen, E. Potts, J. Crawford and D. Orton
- CD17 **Survey of patch testing in leg ulcer patients: a Scottish experience;**
Y.N. Lau, S.A. Ghaffar, R.D. Aldridge, F.A. Campbell, P. Gupta, C.M. Green and H. Horn
- CD18 **Systemic contact urticaria to neomycin;**
G. Street, N. Farquharson and J.D.L. Williams
- CD19 **Food-dependent exercise-induced anaphylaxis: a series of three cases;**
O. Hameed and M. Skibinska

TUESDAY 3RD JULY – BRITISH SOCIETY FOR PAEDIATRIC DERMATOLOGY

TIME	CODE	PROGRAMME	ROOM
09:00 – 12:30			HALL 9
	CHAIR	Dr Olivia Schofield	
09:00	PA01	A 30-year retrospective review of melanoma in childhood and young people in South-East Scotland; <u>V. Scott-Lang</u> , G. Smith and O. Schofield	
09:10	PA02	Vitamin D supplementation improves atopic dermatitis and atopic dermatitis complicated by eczema herpeticum; <u>L. Albenali</u> , S. Danby, M. Moustafa, J. Chittock, K. Kennedy, F. Shackley and M.J. Cork	
09:20	PA03	Linear and whorled naevoid hypermelanosis associated with ectrodactyly, ectodermal dysplasia and cleft lip-palate syndrome; <u>P. Pratsou</u> , C.L. Defty, J.A. McGrath and J.E. Gach	
09:26	PA04	RNP antibody-positive neonatal lupus erythematosus: a case report and review of the literature; <u>K. Heelan</u> , R. Watson and S. Collins	
09:32	PA05	Localized junctional epidermolysis bullosa with normal dental enamel; <u>K. Bhargava</u> , L. Ozoemena, L. Liu, M. Simpson, K. Harrison, A. Martinez, J.A. McGrath and J.E. Mellerio	
09:38	PA06	Successful topical rapamycin treatment for facial angiofibromata in a child; <u>E.V. Smith</u> , P.R.Y. Hunasehally and J.R. Hughes	
09:44		Guest Lecture Immunodeficiency vs. autoimmune vs. autoinflammatory... is there any healthy skin left? Dr Mario Abinun (Newcastle, UK)	
10:25		Tea and posters	Hall 3 & 4
	CHAIR	Dr Mary Glover	
10:55	PA07	Outbreak of Trichophyton tonsurans in a hospital nursery: a complex management scenario; <u>C. Champagne</u> , S. Grabczynska, J. Piddington, D. Waghorn and J. Morris	
11:05	PA08	Service evaluation of a nurse-led eczema education programme in an inner city setting in relation to parental and child outcomes; <u>K. Jackson</u> , <u>S. Ersser</u> , H. Farasat and H. Dennis	
11:15	PA09	The European TREATment of severe Atopic eczema in children Taskforce (TREAT) survey: analysis of U.K. responses; <u>L. Proudfoot</u> , A.-M. Powell, J. Schmitt, S. Ayis and C. Flohr; the TREAT Survey Group	
11:25	PA10	Abnormalities of growth and endocrinology in children with congenital melanocytic naevi; <u>V. Kinsler</u> , P. Hindmarsh, M. Dattani, T. Cole, S. Khan, A. White, E. Healy, N. Sebire and G. Moore	
11:35	PA11	Lethal autosomal recessive epidermolysis bullosa simplex with bowel atresia due to a novel plectin mutation; <u>D.A. Lichtenstein</u> , F. Browne, B.M. Daly, L. Liu, J.A. McGrath and C. Moss	
11:40	PA12	Acral peeling skin syndrome is frequently misdiagnosed as epidermolysis bullosa simplex; <u>W. Szczecinska</u> , A. Terron-Kwiatkowski, D. Baty, J. Morton, F. Browne and C. Moss	

- 11:46 PA13 **Gene mutations in the Irish epidermolysis bullosa population;**
M.A. McAleer, C.F. O'Donnell, A. Kennan, D.E. Barton, A.D. Irvine and R. Watson
- 11:56 **Guest Lecture**
Mendelian disorders of cornification (MeDOC)
Dr Vinzenze Oji (Munster, Germany)
- 12:35 Close
- POSTERS**
- PA14 **Effectiveness and safety of narrowband ultraviolet B phototherapy in children;**
Q. Huang and A.V. Rajasekaran
- PA15 **Familial carotenaemia and carotenoderma;**
M. Chattopadhyay and N.P. Burrows
- PA16 **Aleukaemic congenital leukaemia cutis;**
L. Newell, J. Moppett, P. Ramani and C. Kennedy
- PA17 **Aquagenic wrinkling of the palms: is genetic testing for cystic fibrosis required when there are no other clinical features?;**
D. Keith and S. Cheung
- PA18 **Rare case of juvenile xanthogranuloma with systemic involvement and haematological dysfunction treated with chemotherapy;**
G. Belgi, G. Niclon, S. Wain, M. Morgan, J. Theaker and K.M. Godfrey
- PA19 **Terra firma-forme dermatosis: a wipeable disease!;**
A. Ofili-Okonkwo, J.S. Wee and J. Natkunarajah
- PA20 **Happle-Tinschert syndrome: two cases with clues to the pathogenesis;**
C. Kwok, W. Merchant, S. Clark, M.-A. Brundler, G. Fewes, J. Vogt and C. Moss
- PA21 **The nurse-led paediatric eczema clinic: an audit of service provision;**
C. Sinclair, A. Tidman, J. Lowe, S. Graham, L. Morrison, O. Schofield and M. Tidman
- PA22 **Paediatric dermatofibrosarcoma protuberans treated with Mohs micrographic surgery: a series of five cases;**
M. Chattopadhyay, G. Ben-zvi, G. Meligonis, E. Rytina, T. Ha and N.P. Burrows
- PA23 **Central sensitization: an under-reported cause of treatment-resistant chronic pain in vascular malformations;**
C. Cunningham, C. Hackett, C. Hearty, C. McCrory and R. Watson
- PA24 **Cutaneous CD30-positive anaplastic large cell lymphoma in an adolescent;**
J. Dua and G. Kaushal
- PA25 **Laparoscopic gastrostomy placement in children with epidermolysis bullosa appears safe and effective;**
K. Patel, J. Wells, R. Jones, F. Browne, C. Moss and D. Parikh
- PA26 **Children with dermatological conditions admitted to paediatric intensive care: analysis of a national clinical audit database;**
S.M.C. George, D.A. Harrison, P. McShane, K. Patel and C.R. Darley
- PA27 **Propranolol for the treatment of infantile haemangiomas: our experience with 33 patients;**
M. Lynch, P. Lenane and B. O'Donnell
- PA28 **Evolution of phenotype in three brothers with a homozygous mutation in desmoplakin;**
Y. Mansouri, D. Nitou, D. Kelsell and C. Moss
- PA29 **Widespread hyperkeratotic acanthosis nigricans in Berardinelli-Seip congenital lipodystrophy;**
L. Savage and S. Clark

TUESDAY 3RD JULY – HISTORICAL

TIME	CODE	PROGRAMME	ROOM
11:00 – 12:30 HISTORICAL SYMPOSIUM			HALL 7A
	CHAIRS	Dr Nick Levell	
11:00	H07	Molluscum contagiosum virus: from Bateman to viral genome sequencing in less than 200 years X-Y. Chen, J.J. Bugert and <u>A.V. Anstey</u>	
11:15	H02	The origins of skin care in Birmingham: a tale of rags to rashes <u>A.C. Sherley-Dale</u> and S. Orpin	
11:30	H03	Robert Willan and Thomas Bateman: a partnership not made in Heaven <u>L. Millard</u>	
11:45	H04	Sir Winston Churchill's dermatoses and his dermatologists <u>D.J. Eedy</u> and J. Mather	
12:00		Guest Lecture Robert Willan 200 years on: how will Willan's work influence Dermatology over the next two centuries? <u>Dr Nick Levell</u> (Norwich, UK)	
POSTERS	H05	'Strip to the buff is the rule': dermatology from William Osler's point of view <u>C. Wootton</u>	
	H06	James Edmunds MD, MRCP at 4 Fitzroy Square: an unrecognized polymath <u>N.J. Levell</u>	
	H01	Abraham Buschke: the man behind the eponyms <u>P. Pratsou</u> and A. Ilchyshyn	
	H08	The management of lymph nodes in the treatment of melanoma: a historical controversy <u>V.M. Smith</u> and A. Mitra	
	H09	Naaman's 'cure' <u>E.L. Davies</u> and P.D. Yesudian	
	H10	Larval therapy: withstanding the test of time? <u>C. Wootton</u>	
	H11	Arsenic: past and present <u>D.J. Eedy</u>	
	H12	The pimples historic journey of rosacea <u>J.S. Wee</u> , A.V. Sears and J. Natkunarajah	
	H13	Effectiveness and efficiency in dermatology: Archie Cochrane and the birth of the Cochrane Skin Group <u>R. Simpson</u> and K. Bhate	
	H14	Turning the tide: a history and review of hyperhidrosis treatment <u>K.Y.C. Lee</u> and N.J. Levell	
	H15	Morten Ansgar Kveim (1892–1966) and the Norwegian contributions to sarcoidosis N.J. Levell, K.K. Lie and <u>T. Peters</u>	
	H16	Dr Henry Faulds (1843–1930): a pioneer of fingerprints <u>N.Y.-Z. Chiang</u> and J. Verbov	
	H17	PUVA through the ages: Ibn al-Bitar to El-Mofty <u>D. Al-Ismaïl</u> , C. Edwards and A.V. Anstey	
	H18	Stress and psoriasis: a historical perspective <u>H. Hunter</u> , C.E.M. Griffiths and C.E. Kleyn	

TUESDAY 3RD JULY – BRITISH SOCIETY FOR DERMATOPATHOLOGY

TIME	CODE	PROGRAMME	ROOM
08:00 – 09:00		Executive BSD Committee Meeting	Executive 2
09:30 – 12:15		Clinicopathological Cases, Joint meeting with the British Association of Dermatologists	Hall 1
12:15 – 12:45		Joint BAD/BSD Neil Smith Lecture A journey to the heart of dermatology Prof Helmut Kerl (Graz, Austria)	Hall 1
14.30 – 15.00		BSD AGM	Hall 9
15:00 – 18:00		BRITISH SOCIETY FOR DERMATOPATHOLOGY	HALL 9

	CHAIR	Dr Eduardo Calonje	
15:00		New concepts and observations in dermatopathology <u>Prof Helmut Kerl</u> (Graz, Austria)	
15:45		Introduction and comment on posters	
15:49	DP01	Epithelioid malignant schwannoma: a clinicopathological evaluation of 13 cases <u>J. Cardoso</u> , R.P. Shanesmith, C. Fisher and E. Calonje	
15:56	DP02	Pure cutaneous malignant glomus tumour: reappraisal of the criteria to assess malignancy; <u>M. Singh</u> , B. Luzar, E. Alcaraz Mateos, C. Fisher, B. Martin and E. Calonje	
16:03	DP03	Pleomorphic dermal sarcoma: a clinicopathological study of 32 distinctive tumours in the spectrum of atypical fibroxanthoma; <u>K. Miller</u> , J. Goodlad and T. Brenn	
16:10 – 16:40		Coffee	
	CHAIR	Dr Paul Craig	
16:40	DP04	Indolent CD8+ lymphoid proliferation of the ear: six cases including some atypical features; <u>D. Greenblatt</u> , M. Ally, F. Child, J. Scarisbrick, S. Morris, S.J. Whittaker, E. Calonje, T. Petrella and A. Robson	
16:47	DP05	Primary cutaneous rhabdomyosarcomas and rhabdomyosarcomatous differentiation of cutaneous lesions: a series of six cases; <u>J. Cardoso</u> , R.P. Shanesmith, D. Condell and E. Calonje	
16:54	DP06	Evaluation of the role of routine melan-A immunohistochemistry for the assessment of microinvasion in 120 cases of lentigo maligna; <u>R. Suchak</u> , O. Hameed and A. Robson	
17:01	DP07	Evaluation of follicular T-helper cells in primary cutaneous CD4+ small/medium-sized pleomorphic T-cell lymphomas and a series of inflammatory dermatoses; <u>M. Ally</u> , M. Rodriguez-Justo, A. Attygalle and A. Robson	
17:08	DP08	Isolated sebaceous skin tumours showing immunohistochemical loss of MSH2/MSH6 gene expression may not be associated with Lynch syndrome; <u>T. Maruthappu</u> , C.M. Perrett, V.K.A. Kumar and L.E. Side	

- 17:15 DP09 **A 10-year retrospective audit of sentinel lymph node biopsy false-negative rates in a tertiary referral centre;**
S.L.P. Chong, A. Ironside, M. Ghazavi, M. Khorshid, L. McAndrew, J. McGregor, S. Nicholson, L. Pozo-Garcia, A. Sahota, M. Wade, N. Wijesuriya, R. Cerio and C. Harwood
- 17:22 DP10 **Benign intraneural adnexal lesions: report of two cases;**
M. Singh, R.P. Shanesmith, S. Arias-Santiago and E. Calonje
- 17:29 DP11 **Multiple distant-site activation of photodamaged areas following localized application of 5% imiquimod cream;**
F. Meredith, F. Craig, E. Husain and F. Muller
- 17:36 DP12 **Are we relying too heavily on dermoscopy?;**
S.A. Rice, V.J. Swale and R. Cerio
- 17:43 DP13 **When a nonspecific histology can be a clue to the diagnosis;**
J. Cardoso, K. Cokelaere, M. Maertens, N. Karim and E. Calonje
- 17:50 DP14 **Necrotizing infundibular crystalline folliculitis: a rare entity;**
A. Aslam, L.A. Jamieson and R.C.C. Brooke
- 17:57 DP15 **Eosinophilic fasciitis: a case series;**
C. Wootton, A. Patel and W. Perkins
- 18:04 **Best presentation prize and close**
- POSTERS** DP16 **Spectrum of histopathological patterns secondary to topical EMLA application on vulval mucosa/skin;**
A. Agarwal, F. Lewis, S. Neill, E. Calonje and C. Stefanato
- DP17 **Antinuclear antibody in patients with pemphigus vulgaris: a case-control study;**
N. Ghandi, K. Kamyab, S.N.G. Attar, M. Ghiasi, M. Daneshpazhoo, M. Karbakhsh and C.-D. Cheyda
- DP18 **Blau syndrome: a rare systemic granulomatous disorder;**
A. Patel and N. Deyalsingh
- DP19 **Erosive acantholytic dermatosis of the vulva;**
C. Haddadeen, J. Theaker, D. Rowen and H. Lotery
- DP20 **Clear cell papulosis: a rare cause of hypopigmented macules;**
A. Ranasinghe, E. Rytina, G. Dootson and J. Gass
- DP21 **Hand full of sweets: neutrophilic dermatosis of the dorsal hands;**
J.S. Wee, B.Ho, R. Day and J. Natkunarajah
- DP22 **Lipoedematous alopecia: a rare cause of hair loss;**
A. Ranasinghe, J. Gass, E. Rytina and N. Flanagan
- DP23 **Mucinous metaplasia of the vulva: a rare histological feature;**
A. Ranasinghe, G. Meligonis and P. Todd
- DP24 **A rare case of calcific panniculitis associated with dermatomyositis;**
T. Maruthappu, S. Abraham, J. Weir and I. Ali
- DP25 **Enhancing diagnostic sensitivity for cutaneous blastic plasmacytoid dendritic cell neoplasia;**
S. Verykiou, N. McGovern, P. Milne, M. Collin, G. Menon and M. Haniffa
- DP26 **An inflammatory rash;**
V. Samarasinghe, L. Motta, L. Jamieson and V. Madan
- DP27 **A case of tumoral stage mycosis fungoides with histological features of an aggressive CD8+ cytotoxic T-cell lymphoma;**
J. Cardoso, S. Nicholson, A. Alexandroff, P. De Mozzi, S.J. Whittaker, M. Bamford and A. Robson
- DP28 **A unique case of extralesional mucin deposition in a patient with eruptive myxoid dermatofibromas;**
C. Cunningham, J. Williams and L. Motta

WEDNESDAY 4TH JULY – OVERVIEW

Wednesday 4th July	08:00 - 09:00	9:00 - 10:00	10:00 - 11:00	11:00 - 12:00	12:00 - 13:00	13:00 - 14:00	14:00 - 15:00	15:00 - 16:00	16:00 - 17:00	17:00 - 18:00	18:00 - 19:00	19:00 - 20:00
Hall 1	08:00	Submitted papers	Guest Lectures	Annual General Meeting	Med Derm Session	Med Derm Session	Med Derm Session	Med Derm Session	Med Derm Session	Med Derm Session	Med Derm Session	Med Derm Session
Registration Foyer	Registration Open											
Hall 3	exhibition											
Hall 4	Lunch BDNG / BAD											
Hall 5	posters & e-posters											
Hall 6a	BDNG - Adult											
Hall 6b	BDNG - Paediatric											
Hall 7a	BDNG - Adult											
Hall 7b	BDNG - Paediatric											
Hall 8a	BDNG - Adult											
Hall 8b	BDNG - Paediatric											
Hall 9	Recell/Banckiser Sat Sym											
Hall 10a	Roche Sat Sym											
Hall 10b	Belersdorf Sat Sym											
Hall 11a	Janssen Sat Sym											
Hall 11b	BAD Officers											
Executive 1	IID 2013 Planning Committee											
Executive 2	BPG Committee											
Executive 7	BCDG AGM											
Executive 8	British Society for Medical Dermatology committee											
Executive 9	Welsh phototherapy sub committee											
Executive 10	Welsh phototherapy sub committee											
Media Suite	Speaker Preview											
	BAD Sessions	Special Interest Groups	Exhibition / Posters	BAD Committee	Focus Session	Additional Groups	Non-BAD Meetings	Satellite Symposia	Delegate Information			

WEDNESDAY 4TH JULY – OVERVIEW

WEDNESDAY JULY 4TH – DETAILED PROGRAMME

TIME	CODE	PROGRAMME	ROOM
08:00 – 18:00		Registration desk open	Registration Foyer
08:00 – 08:45		RECKITT BENCKISER SATELLITE SYMPOSIUM (PAGE 57)	HALL 9
08:45 – 10:00		Scientific Session – Submitted Papers	Hall 1
		CHAIRS: Dr Jonathan Batchelor and Dr Robert Sarkany	
08:45	O-08	Results of the European Multi-Centre Photopatch Test Study A. Kerr and J. Ferguson	
09:00	O-09	U.K. Dermatology Clinical Trials Network’s PATCH I trial: a randomized controlled trial of prophylactic antibiotics for the prevention of cellulitis (erysipelas) of the leg in patients with recurrent disease K. Thomas, PATCH Trials Team U.K. Dermatology Clinical Trials Network	
09:15	O-10	Can we improve adoption of clinical trial evidence by early engagement with the dermatology community? R.N. Matin, K.A. Foster, N.J. Levell, A.J. Nunn and K.S. Thomas	
09:30	GL03	Guest Lecture – Introduced by Dr Catriana Irvine	
		The UK Dermatology Clinical Trials Network – handing back clinical research to the people Professor Hywel Williams (Nottingham)	
		This talk is a story about your UK Dermatology Clinical Trials Network (UKDCTN) – how it began, how we developed and what we have achieved and what we will deliver. It is a story which places the ordinary jobbing dermatologist as the hero/heroine, for without them, large scale collaborative clinical trials that answer clinically important studies for the NHS could not be done. Help us to celebrate the 10th Anniversary of the UKDCTN as a great British dermatology success story. There is nothing quite like it anywhere else in the world – yet.	
10:00 – 11:00		Coffee & Poster Viewing	Hall 3 & 4
11:00 – 13:00		Annual General Meeting (members only)	Hall 1
13:00 – 14:30		Lunch & Exhibition	Hall 3
13:15 – 14:15		ROCHE SATELLITE SYMPOSIUM (PAGE 57)	HALL 9
13:15 – 14:15		BEIERSDORF SATELLITE SYMPOSIUM (PAGE 58)	HALL 10
13:15 – 14:15		JANSSEN SATELLITE SYMPOSIUM (PAGE 58)	HALL 11
14:00 – 17:45		BRITISH SOCIETY FOR DERMATOLOGICAL SURGERY (PAGE 39 – 41)	HALL 8
14:30 – 17:45		BRITISH PHOTODERMATOLOGY GROUP (PAGE 42 – 43)	HALL 7



14:30 – 16:00	Scientific Session – Medical Dermatology & Submitted Papers	Hall 1
	CHAIRS: Dr Susan Burge and Dr Andrew Carmichael	
14:30	MD01 Autoinflammatory syndromes Dr Helen Lachmann (London)	
15:00	O-11 Identification of a novel cross-presenting migratory dendritic cell in the human skin: the key cell for rational vaccine strategies <u>M. Haniffa</u> , A. Shin, V. Bigley, P. Teo, P. See, P. Wasan, N. McGovern, X.N. Wang, F. Malinarich, B. Malleret, A. Larbi, M. Poidinger, R. Jarrett, J. Connolly, J. Chan, A. Gehring, A. Bertoletti, M. Collin and F. Ginhoux	
15:15	O-12 Drug reaction with eosinophilia and systemic symptoms: a case series demonstrating frequent misdiagnosis <u>S. Walsh</u> , H.Y. Lee and J.D. Creamer	
15:30	MD02 Dermatomyositis/anti-synthetase syndrome - an update Dr Patrick Gordon (London)	
16:00 – 16:30	Tea & Exhibition	Hall 3
16:30 – 18:00	Scientific Session – Medical Dermatology & Submitted Papers Continued...	Hall 1
	CHAIRS: Dr Nick Levell and Dr Cate Orteu	
16:30	MD03 Advances in our understanding of systemic vasculitides Prof Raashid Luqmani (Oxford)	
17:00	O13 Clinical and immunological aspects of late-onset psoriasis <u>E. Theodorakopoulou</u> , L. Jamieson, C. Bundy, L. Chularojanamontri, L. Middleton, L. Motta, R.B. Warren and C.E.M. Griffiths	
17:15	O-14 Switching biological agents for psoriasis in secondary care: a single-centre, retrospective, open-label study <u>W.A. Woo</u> , A. Waite, M.H.A. Rustin and S. McBride	
17:30	MD04 Cutaneous toxicities associated with the newer targeted anti-cancer therapies Dr Louise Fearfield (London)	

18:15 – 19:00 LEO PHARMA SATELLITE SYMPOSIUM (PAGE 59) HALL 9

18:15 – 19:00 ABBOTT SATELLITE SYMPOSIUM (PAGE 59) HALL 11

14:30 – 16:40	Joint Session - British Association of Dermatologists and British Dermatological Nursing Group	Hall 5
	CHAIRS: Dr Tony Bewley and Carrie Wingfield	
14:30	JM01 Psychoderm UK website Latest developments delusional infestation Dr Tony Bewley (London)	
15:00	JM02 Supporting the psychosocial needs of patients with skin conditions Andrew Thompson (Sheffield)	
15:20	JM03 Derm surgery and psycho-cutaneous medicine Dr Andrew Affleck (Tayside)	
15:40	JM04 Habit reversal Margaret Nicol (Darly)	
16:00	JM05 The ups and downs of a dedicated Psycho-dermatology service Dr Sandy McBride (London)	
16:20	JM06 Psychological assessment and care for dermatology patients in Scotland Barbara Page (Fife)	
19:30 – 00:00	Annual Dinner	Art Museum & Banqueting Suite
19:30 – 23:00	BSDS Annual Dinner	Hotel Du vin

WEDNESDAY 4TH JULY – BRITISH SOCIETY FOR DERMATOLOGICAL SURGERY

TIME	CODE	PROGRAMME	ROOM
14:00 – 17:10			HALL 8
14:00 – 15:31		Session 1	
	CHAIRS:	Dr Graeme Stables and Dr Ashley Cooper	
14:00	DS23	Mohs micrographic surgery for large cutaneous malignancy under general anaesthetic: a review of 14 cases <u>K.Y.C. Lee</u> , J. Garioch, E. Tan, M. Heaton and M. Moncrieff	
14:07	DS02	Management of anticoagulant medication prior to skin surgery: a national survey <u>H. Thompson</u> , I. Palamaras and P. Thomson	
14:14	DS03	Surgical smoke control practices among dermatological surgeons in the U.K. <u>M.W. Chia</u> , A. Affleck and C. Fleming	
14:21	DS04	Basal cell carcinoma evaluation and tumour margin assessment using multiphoton tomography and fluorescence lifetime imaging <u>R. Patalay</u> , C. Talbot, Y. Alexandrov, M. Lenz, S. Kumar, S. Warren, I. Munro, M. Neil, K. Konig, P. French, A. Chu, G. Stamp and C. Dunsby	
14:28	DS05	Five years of using the Melanoma Diagnostic Index: a simple tool to measure clinical accuracy for melanoma diagnosis <u>B. Esdaile</u> , I. Mahmud, A. Palmer and J. Bowling	
14:35	DS06	Slow Mohs surgery for lentigo maligna: a follow-up study <u>R. Rahim</u> , F. Charlton, A. Husain and C. Lawrence	
14:42	DS07	Proximal nail fold flap dissection for digital myxoid cysts: a 7-year experience <u>U. Eke</u> , I. Ahmed and A. Ilchyshyn	
14:49	DS08	Risk factors for subsequent tumour formation in patients with basal cell carcinoma treated by Mohs micrographic surgery <u>T. Oliphant</u> , M. Haniffa and C. Lawrence	
14:56	DS09	Functional and aesthetic reconstruction of perioral defects post-Mohs micrographic surgery: an analysis of 407 cases <u>J. Hafiji</u> , W. Hussain and P. Salmon	
15:03	DS10	The seagull flap for repair of Mohs defects of the upper lip involving Cupid's bow <u>T. Oliphant</u> and J. Langtry	
15:10	DS11	Our experience with the 'reading man' flap for the closure of facial circular skin defects <u>M.W. Chia</u> , A. Affleck and C. Fleming	
15:17	DS12	The advancement-rotation flap of Erich: a forgotten, single-stage repair for defects of the distal nose <u>J. Hafiji</u> , P. Salmon and W. Hussain	
15:24	DS13	The sine wave flap: a novel repair option for vertically oriented defects of the distal nose <u>L. Savage</u> and W. Hussain	
15:31 – 16:00		Break	Hall 3
16:00 – 16:35			
	CHAIRS:	Dr David Harris and Dr Raj Mallipeddi	
16:00	DS14	Autologous fat transplant-related fat necrosis	

16:07	DS15	<u>S. Rai</u> , A.M. Marsland and V. Madan Comparative efficacy of three common topical anaesthetics in dermatological procedures <u>F. Al-Niaimi</u> and V. Madan	
16:14	DS16	Adverse event reporting of minimally invasive cosmetic procedures <u>S. Rai</u> and T. Griffiths	
16:21	DS17	Pulsed-dye laser for facial sarcoidosis <u>M.S. Shareef</u> and R.A. Sheehan-Dare	
16:28	DS18	Treatment of naevus of Ota with 1064 nm, 755 nm and/or 532 nm wavelength lasers <u>S. Felton</u> , <u>F. Al-Niaimi</u> , J. Ferguson and V. Madan	
16:35 – 17:10		Session 3	
	CHAIRS:	Dr Colin Fleming and Dr Catherine Roberts	
16:35	DS19	Paediatric dermatological surgery: a review of U.K. practice <u>S. Raj</u> , M.W.S. Ong and T.H. Clayton	
16:42	DS20	Use of plication to minimize conventional local flap size and wound edge tension <u>A. Kai</u> and N. Sheth	
16:49	DS21	Keystone flaps: an effective alternative to skin graft on lower limbs? <u>F. Hussain</u> , F. Muller and S. Rajpara	
16:56	DS22	The Mohs histotechnician: a review of training and practice within 28 centres in the U.K. <u>M. Shareef</u> and W. Hussain	
17:03	DS01	The importance of training in intradermal suture methodology: a proposal for the standardization of instruction <u>A.C. Sherley-Dale</u> , A. Martin-Clavijo and R. Motley	
17:10 – 17:45		BSDS AGM	Hall 8
Posters	DS24	Do management recommendations for melanoma patients differ across the world? A comparison of the current U.K., U.S.A., European and Australian and New Zealand guidelines for management of cutaneous melanoma <u>S. Ungureanu</u> and B. Gee	
	DS25	British Society for Dermatological Surgery Annual Surgical Workshop Bristol 2011: pre- and post-course survey results <u>H. Audrain</u> and D.A.R. de Berker	
	DS26	The nasalis unilateral myocutaneous flap with bilevel undermining for nasal tip and supratip reconstruction: a retrospective review of outcomes in 16 consecutive patients over a 4-year period; <u>J. Powell</u> and P. Preston	
	DS27	Bilobed transposition flap for repair of lower midline face defects <u>E. Craythorne</u> and N. Sheth	
	DS28	A simple method of harvesting split-thickness skin grafts using the SG3 minor skin graft blade <u>H. Al-Rawi</u> and S. Varma	
	DS29	Histopathological criteria including morphometrics may be useful to distinguish between lentigo maligna and sun-damaged skin during Mohs micrographic surgery <u>E. Craythorne</u> , A. Robson and R. Mallipeddi	
	DS30	How the 'MMR' can help in effectively treating skin cancer C. Morris, J. Christian and <u>W. Hussain</u>	
	DS31	The Oxford Melanoma Morphology Map	

- B. Esdaile and J. Bowling
- DS32 **An audit of all excisions undertaken by general practitioners in a rural community between March 2009 and March 2010**
E. McNulty-Brown and E. Veysey
- DS33 **Helical rim advancement flaps for reconstruction of helical rim defects: our experience of two techniques**
B. Esdaile, A. Lally and R. Turner
- DS34 **The bootlace suture: a novel buried running dermal continuous suture for primary closure of wounds**
B. Esdaile and R. Turner
- DS35 **Current management of dermatofibrosarcoma protuberans: a survey of members of the British Society for Dermatological Surgery**
R.N. Matin and K.M. Acland
- DS36 **'MelApp' and the 'iPhone': smartphone application technology in the risk analysis of a pigmented skin lesion being a malignant melanoma**
Y. Robson, S. Blackford and D. Roberts
- DS37 **The modified interlocking auricular composite graft for challenging defects of the alar rim and soft triangle of the nose**
S. Shanmugam and W. Hussain
- DS38 **Skin surgical proformas improve documentation as well as clinical standards**
I. Kreuser-Genis, B. Esdaile and K.M. Acland
- DS39 **The diverse application of laser hair removal: experience from a single laser unit**
P. Pratsou, D. Koch, W. Szczecinska, H. McMullin, K. Varma and A. Abdullah
- DS40 **Mohs micrographic surgery for recurrent perianal basal cell carcinoma**
T. Oliphant and J. Langtry
- DS41 **Cutaneous malignant melanoma: does increased number of biopsies increase melanoma detection?**
S. Verykiou, J. Langtry and N. Rajan
- DS42 **Methicillin-resistant Staphylococcus aureus surveillance for elective dermatological surgery**
K. Wu and S. Wahie
- DS43 **Necessity of full skin examination in a pigmented lesion clinic?**
M. Bennett, M. O'Connell, J. Bourke and M. Murphy
- DS44 **The folded-over three-stage paramedian forehead flap: a reliable, reproducible and aesthetic method of reconstructing both nasal lining and skin cover in full-thickness nasal defects**
R. Barry
- DS45 **The Oxfordshire Community Dermatology Service**
M. Chambers, B. Esdaile, S. De Vos, J. Bowling, O. Cassell, R. Turner and J. Reed
- DS46 **Bilateral scrotal basal cell carcinomas in a black patient (Fitzpatrick skin phototype VI)**
K. Bhargava, A. Gheorghiu, A. Mudaliar, C. Gleeson and N. Desai
- DS47 **Mohs micrographic surgery in primary care: knowledge of the technique and perceptions of Mohs surgeons among general practitioners in one U.K. region**
A. Kapadia and W. Hussain
- DS48 **The physiological process of cutaneous wound healing: current antiscarring agents and what the future holds**
E. Morgan
- DS49 **Hair transplant: controlling the length of time allowed for the procedure to prevent bleeding and 'pop out'**
R. Verdolini, R. Atkar, E. Mancini and M. Cioccolini

WEDNESDAY JULY 4TH – BRITISH PHOTODERMATOLOGY GROUP

TIME	CODE	PROGRAMME	ROOM
14:30 – 17:45		BRITISH PHOTODERMATOLOGY GROUP	HALL 7

CHAIRS: Dr Christopher Edwards and Prof James Ferguson

BPG 2012 GUEST SPEAKERS

14:30		Skin carcinogenesis and phototherapies Dr Frank de Gruijl (Leiden, The Netherlands)	
15:05		Photogenodermatoses Dr Robert Sarkany (London, UK)	
15:40	PD01	Diagnosis of xeroderma pigmentosum complementation group C by immunohistochemistry; <u>R. Atkar</u> , R. Sarkany, A.R. Lehmann, A. Robson and H. Fassihi	
15:55	PD02	A national audit survey of photodynamic therapy services in dermatology in Scotland; C. Morton, R.S. Dawe and <u>S. Ibbotson</u>	
16:10	PD03	Three unusual presentations of xeroderma pigmentosum: XPF causing a Fanconi-type anaemia, XPC causing a malignant glioblastoma, and XPG presenting as a familial presenile dementia; <u>D. Greenblatt</u> , A.R. Lehmann, R. Sarkany and H. Fassihi	
16:25		Tea & Coffee Break	Hall 3
		CHAIRS: Dr Helene Du Peloux Menage and Dr Robert Dawe	
17:00	PD04	Narrowband ultraviolet B phototherapy in erythropoietic protoporphyria: case series; <u>M. Sivaramakrishnan</u> , J. Woods and R.S. Dawe	
17:15	PD05	Extensive photodistributed amlodipine-induced telangiectasia; <u>W. Bakkour</u> , R.J.G. Chalmers and L.E. Rhodes	
17:30	PD06	Effect of body mass index on dose delivery in phototherapy; <u>A. Mughal</u> , C. Edwards, A. Carter, A. Thurston, C. Partleton, K. Wyness, L. Coles-Jones, B. Gambles, A. Lloyd, J. Godfrey and A.V. Anstey	
17:45		Close of meeting	
17:45 – 18:15		BPG AGM	Hall 7
Posters	PD07	The effectiveness of a novel lotion containing 1% ibuprofen and 10% isopropyl-myristate for the relief of mild to moderate sunburn; <u>J. Gallagher</u> and P. Rosher	
	PD08	Preliminary insights into the use of laser speckle perfusion imaging in monitoring psoriasis plaques during ultraviolet B phototherapy; <u>K. Lawlor</u> , D. Wall, M.-L. O'Connell, B. Ramsay and M.J. Leahy	
	PD09	Serum 25-hydroxyvitamin D levels in patients with atopic eczema and the influence of narrowband ultraviolet B phototherapy; <u>C. Williams</u> , T. Oliphant, F. Browne, D. Turner, V. Goulden and R. Rose	

- PD10 **Systemic lupus erythematosus associated with porphyria cutanea tarda: diagnostic and therapeutic challenges;**
M. Paranathala and S.M. Burge
- PD11 **Summertime actinic lichenoid eruption: an unusual and distinct photosensitive dermatosis;**
L. Savage and V. Goulden
- PD12 **Grading and treatment of burns following accidental administration of a high dose of ultraviolet B: what would be your preferred treatment regimen (as a clinician and as a patient)?;**
K.S. Mukkanna, N. Wainwright and G. Dawn

THURSDAY 5TH JULY – OVERVIEW

	07:30 - 8:00	08:00 - 09:00	9:00 - 10:00	10:00 - 11:00	11:00 - 12:00	12:00 - 13:00	13:00 - 14:00	14:00 - 15:00	15:00 - 16:00	16:00 - 17:00	17:00 - 18:00	18:00 - 19:00
Hall 1	07:30 07:45 08:00	08:15 08:30 08:45 09:00	09:15 09:30 09:45 10:00	10:15 10:30 10:45 11:00	11:15 11:30 11:45 12:00	12:15 12:30 12:45 13:00	13:15 13:30 13:45 14:00	14:15 14:30 14:45 15:00	15:15 15:30 15:45 16:00	16:15 16:30 16:45 17:00	17:15 17:30 17:45 18:00	18:15 18:30 18:45 19:00
Registration Foyer	Registration Open											
Hall 3	Exhibition											
Hall 4	Lunch BDNG / BAD posters & e-posters											
Hall 5	Exhibition											
Hall 8a	BDNG - Pigmented Skin											
Hall 8b	UKOCTN AGM/Steering Group Meeting											
Hall 9	BDNG Workshop 1											
Hall 10a	BDNG Workshop 2											
Hall 10b	BDNG Workshop 3											
Executive 1	Exhibitors Meeting											
Executive 2	CMF Breakfast											
Executive 7	BSF Grants Advisory											
Executive 8	Education Sub Group Meeting											
Executive 9	BSDS Exec Committee Meeting											
Executive 10	Session Judges											
Media Suite	Speaker Preview											
	BAD Sessions	Special Interest Groups	Exhibitors/Posters	BAD Committee	Focus Session	Additional Groups	Non-BAD Meetings	Satellite Symposia	Delegate Information			

THURSDAY 5TH JULY – OVERVIEW

THURSDAY 5TH JULY – DETAILED PROGRAMME

TIME	CODE	PROGRAMME	ROOM
08:00 – 18:00		Registration desk open	Registration Foyer
08:30 – 12:15		Professors & Registrars Forum	Hall 1
08:30 – 10:25	CHAIRS:	Prof Eugene Healy and Prof Nick Reynolds	
08:30	RF01	Ultraviolet A1 induces genes associated with inflammation, antioxidant activity, immunosuppression and extracellular matrix remodelling in vivo in humans <i>A. Tewari, D. Dafou, R. Sarkany and A. Young</i>	
08:45	RF02	Is mannose binding lectin deficiency a prerequisite for the development of guttate psoriasis? <i>S.A. Rice, S. McBride, R. Chee and M.H.A. Rustin</i>	
09:00	PR01	Regulatory T cells; Their relevance to Dermatology Prof Malcolm Rustin (London)	
09:20	RF03	Melphalan disposition during isolated limb infusion <i>C.L. Defty, A. Sharma, S. George, A. Howles and J.R. Marsden</i>	
09:35	RF04	Cutaneous adverse events associated with vemurafenib in patients with BRAF V600E mutation-positive metastatic melanoma: an observational study of 30 treated patients and presentation of a management algorithm <i>R. Sinha, K. Edmonds, J.A. Newton-Bishop, M. Gore, J. Larkin and L.A. Fearfield</i>	
09:50	PR02	The pathogenesis of male genital lichen sclerosus Prof Christopher Bunker (London)	
10:10	RF05	Novel and recurrent TGM5 mutations in British patients with acral peeling skin syndrome <i>W. Szczecinska, A. Terron-Kwiatkowski, D. Baty, J. Morton, F. Browne and C. Moss</i>	
10:25 – 11:10		Coffee & Exhibition	Hall 3
		Professors & Registrars Forum continued...	
11:10 – 12:15	CHAIRS:	Prof Christopher Bunker and Prof Malcolm Rustin	
11:10	RF06	The South East Scotland dermatology workload study: 30 years analysis <i>S.A. Holme, E.T. Ooi, V. Scott-Lang, A.G. Matthews, M.I. Darling, D. Needham and S. McCormack</i>	
11:25	PR03	Sunlight and health. How much is enough? Prof Richard Weller (Edinburgh)	

11:45 RF07 **Human primary cutaneous squamous cell carcinomas contain regulatory T cells which suppress peritumoral effector T cell immune responses**
C. Lai, S. August, C. McGuire, M. Polak, J. Theaker, M. Ardern-Jones, C. Pickard and E. Healy

12:00 RF08 **p63, an alternative p53 repressor in melanoma which confers chemoresistance and a poor prognosis**
R.N. Matin, A. Chikh, S. Law, C.A. Harwood and D. Bergamaschi

12:15 GL04 **Arthur Rook Oration**

Guest Lecture – Introduced by Prof Christopher Bunker

Rarity in translation: skin disorders as a paradigm

Professor Eli Sprecher (Tel Aviv, Israel)



Over the past decade, it has become clear that the deciphering of the molecular basis of rare single-gene disorders not only sets the stage for preventive and therapeutic interventions, but also represents a unique tool for the discovery of novel biological functions. Recent advances in the field of hereditary skin diseases remarkably well illustrate this paradigm. Through the study of numerous monogenic disorders, key players in processes as varied as epidermal differentiation, hair follicle development, calcium deposition and maintenance of skin elasticity have been discovered. The same approach has also been recently applied with success to the study of more complex genetic traits. Thus, studies interrogating the clinical and molecular features of rare clinical entities, often prevalent in ethnic isolates, can shed light upon fundamental aspects of skin biology, with obvious possible implications for the management of prevalent conditions in humans.

13:00 – 14:30 Lunch & Exhibition Hall 3

13:15 – 14:00 Focus Session 1 Hall 10

British Association of Dermatologists Biologic Interventions Register (BADBIR): Four years in

Speakers:

Will include individuals such as

- Prof Chris Griffiths (Chief Investigator)
- Dr Catherine Smith (BADBIR Steering Committee Chair)
- Prof Nick Reynolds (BADBIR Research Group Chair)

Content:

The vast majority of UK and Eire dermatology centres are participating in BADBIR (over 100 sites) and this is felt to be a great opportunity for a meeting of investigators and other interested parties to discuss progress and give feedback to the BADBIR study group.

An example program would include:

- Recruitment progress and preliminary observations - presentation
- Assistance with overcoming recruitment obstacles - presentation
- Feedback from investigators – Q&A session

13:15 – 14:00 Focus Session 2 Hall 8

Facial Skin Surgery – session organised by the BSDS

Dr Vindy Ghura and Dr Haytham Al-Rawi

The essential aspects of undertaking skin and soft tissue surgery on the face will be covered. Topics will include important anatomy; danger zones on the face; planning the procedure; the excision; haemostasis; and subcutaneous and surface suturing. An emphasis will be placed on tumour clearance with a good cosmetic result. A valuable session for the beginner or the experienced dermatologist undertaking surgery.

13:15 – 14:00		Focus Session 3 Cosmetic Dermatology – session organised by the BCDG	Hall 9
		· How I treat acne scarring: Dr Bav Shergill	
		· IPL – it’s capabilities & limitations Dr Stephen Murdoch	
		· Managing cosmetic complications Dr Tamara Griffiths	
14:30 - 18:00		Continuing Professional Development Session	Hall 1
	CHAIRS:	Dr Jenny Hughes and Dr Jan McLelland	
14:30 – 15:00	CPD01	Update on Paediatric Dermatology Dr Nigel Burrows (Cambridge)	
15:00 – 15:30	CPD02	What’s new in the world of photodermatology Prof Alex Anstey (Newport)	
15:30 – 16:00	GL05	Guest Lecture – Introduced by Dr Catriona Irvine	
		Cancer in 2012: Progress and Challenges Professor Sir Mike Richards	
		 <p>Considerable progress has been made on cancer in this country over the past decade. Services have been upgraded and waiting times reduced. Importantly survival has improved and mortality has fallen. However, major challenges remain with survival in England remaining poor across several cancers. Actions to improve outcomes will be discussed.</p>	
16:00 – 16:30		Coffee Break	Registration foyer
16:30 – 17:00	CPD03	Cutaneous leishmaniasis Dr Steve Walker (London)	
17:00 – 17:30	CPD04	Update on Contact Dermatitis Dr Jonathan White (London)	
17:30 – 17:45		President’s Address Prof Christopher Bunker	
17:45		Close of meeting	

ADDITIONAL MEETINGS

TUES 3RD JULY

TIME	MEETING	ROOM
13:00 – 14:30	Senior Skin Group For further information please contact maggie@kirkup.plus.com	Hall 8b
16:40 – 17:20	Dermatology Teachers The Annual Dermatology Teachers Meeting is an opportunity to discuss issues in education. I do hope that you can come along. – Dr Stuart Cohen	Hall 8b

WED 4TH JULY:

TIME	MEETING	ROOM
16:00 – 17:30	British Society for Male Genital Dermatology Agenda: informal meeting only 1. Introduction from chair (WMP) 2. Minutes from inaugural meeting RSM December 2011 3. Open discussion re planning future meetings and direction of society, membership etc 4. Case presentations (TBA) 5. AOB 6. Next meeting date If you would like to reserve a place at the breakfast please contact: Dr William Porter: William.Porter@glos.nhs.uk	Executive 8

THURS 5TH JULY

TIME	MEETING	ROOM
07:30 – 08:30	Christian Medical Fellowship If you would like to reserve a place at the breakfast please contact: conference@bad.org.uk	Executive 2

POSTERS

The posters are situated within the poster Hall 4 and there will be a dedicated poster viewing hour on **Wednesday July 4th from 10:00 – 11:00**. All presenting authors have been asked to stand by their poster at this time. There will also be an e-poster display area within Hall 4.

BRISTOL CUP POSTERS

Clinicopathological Cases

- P01 A rare benign cutaneous plasma cell infiltrate;**
A. Fogo, A. Robson and R.W. Groves
- P02 Group G streptococcal cellulitis associated with disseminated intravascular coagulation;**
J. Ferguson and C.A. Holden
- P03 Complete spontaneous regression of cutaneous diffuse large B-cell lymphoma after discontinuation of adalimumab for rheumatoid arthritis**
L. Wujanto, K. Batta and A. Rubin
- P04 Eosinophilic folliculitis associated with the late presentation of a high-grade non-Hodgkin lymphoma;**
Z. Ziyad, A. Rubin, A. Wood and F.M. Tatnall
- P05 Oral terbinafine as an alternative treatment in Hailey–Hailey disease;**
T.T. Lew, M.R. Kaur, P. Colloby and J.S. Hague
- P06 Primary cutaneous aggressive epidermotropic CD8+ cytotoxic T-cell (Berti) lymphoma mimicking erythema multiforme;**
P. Pratsou, U. Eke, N. Brearley, R.A. Carr, A. Robson, R.J. Grieve, H. Hamad, A. Ilchyshyn and I. Ahmed
- P07 *Mycobacterium haemophilum* infection in a patient receiving infliximab: a diagnostic challenge;**
R. Green, A. Aslam, L. Motta, C.E.M. Griffiths and R.B. Warren
- P08 Paraneoplastic pemphigus secondary to metastatic ductal carcinoma of the breast successfully treated with rituximab with long-term remission. A rare case and review of the literature on the success of rituximab therapy in paraneoplastic pemphigus;**
S. Gossain, R. Simcock, E. Derrick and C. DeGiovanni
- P09 Somatic mosaic recessive dystrophic epidermolysis bullosa;**
A.R. Shipman, J. Halpern, J.E. Lai-Cheong, J.A. McGrath and A.H.M. Heagerty
- P10 Diffuse dermal angiomatosis of the breast: a rare cause of breast ulceration;**
A. Ranasinghe, E. Rytina and N. Tomson
- P11 Subacute cutaneous lupus erythematosus induced by 5-fluorouracil;**
E. Higgins, D. O'Callaghan, G. Leonard and T. Markham
- P12 Erythrokeratoderma variabilis et progressiva;**
C. Foley, B. Moran, F. Smith and A.D. Irvine
- P13 Hobnail haemangioma with atypia;**
M. Chattopadhyay, E. Rytina, E. Calonje and S. Chan
- P14 An unusual cause of bilateral lower leg blistering;**
A. Aslam, C. Owen and I.H. Coulson
- P15 Nephropathic reactive angioendotheliomatosis;**
L. Savage, R.A. Sheehan-Dare, R. Gahlaut and S. Edward

- P16 A bullous eruption as the initial presentation of generalized morphea;**
M. Ghazavi, M. Bamford and K. Harman
- P17 Sneddon–Wilkinson disease preceded by chronic plaque psoriasis;**
T.T. Lew, S. Orpin, P. Colloby and J.S. Hague
- P18 IgA pemphigus occurring in association with ulcerative colitis;**
V.M. Smith, T. Oliphant, W. Merchant and M.J.D. Goodfield
- P19 A sclerotic plaque on scalp;**
A. Kapadia, P. Rao, S. Edward and G.I. Stables
- P20 Topical sirolimus: a novel treatment for chronic erosive plantar lichen planus;**
D. Munidasa, O. Espinosa and S.M. Burge
- P21 A case of secondary erythromelalgia with unusual histological findings;**
W. Bakkour, L. Motta, D. Ramlogan and E. Stewart
- P22 Cutaneous sarcoidosis with multisystem involvement: a case invoking Occam’s razor;**
T.T. Lew, A.R. Shipman and J.M.R. Goulding
- P23 Multiple cutaneous staphylococcal cold abscesses in the flexures of a neonate;**
R. Atkar, P. Goldsmith, R. Cerio and D.G. Paige
- P24 Poliosis circumscripta unmasking a scalp melanoma;**
L. Yeo, E. Husain and S. Rajpara
- P25 Cutaneous *Mycobacterium chelonae* infection in three immunosuppressed patients;**
V. Scott-Lang, A. Holme, G. Kavanagh, R.P.J.B. Weller and I. Laurenson
- P26 An unusual case of aggressive mycosis fungoides with possible transformation into acute lymphoblastic lymphoma;**
W. Bakkour and E. Parry
- P27 Eosinophilic cellulitis: a report of five cases;**
U. Eke, M. Khan, A. Ilchyshyn and J. Gach
- P28 Propylthiouracil-induced antineutrophil cytoplasmic antibody (antimyeloperoxidase and antiproteinase 3) positive leucocytoclastic vasculitis in a patient with Graves disease;**
C. Cunningham, C. Feighery and L. Barnes

Education, Training, Service, Audit

- P29 Ten years of the U.K. Dermatology Clinical Trials Network: past, present and future;**
C. Layfield, F. Meredith, A. Steen and H.C. Williams
- P30 Acute dermatology referrals to a tertiary centre: an important service and opportunity for training;**
A.K. Weidmann, S. Rai and M. Judge
- P31 A survey of antibiotic use in dermatological surgery: time for a consistent approach;**
W.A. Woo, S. Collier and E.D. Seaton
- P32 Psychocutaneous medicine and its provision in the U.K.;**
A.P. Bewley, C. Fleming and R. Taylor
- P33 Regional anaesthesia: a survey of competency and practice among U.K. dermatology trainees;**
L. Savage and W. Hussain
- P34 Demand for dermatology on-call service: an audit in a large teaching hospital;**
S. Shanmugam and V. Goulden
- P35 Love it or loathe it? Results of the 2011 British Tele dermatology Survey;**
N.J. Levell, C.R. Charman and S.M. Halpern

- P36 High degree of patient satisfaction and exceptional feedback in a specialist combined dermatology and rheumatology clinic;**
A. Foulkes, H. Chinoy and R.B. Warren
- P37 Are specialist clinics for patients with complex skin problems necessary?;**
M. Shah
- P38 Skin cancer surgery in primary care: results of an audit and re-audit;**
S.L.P. Chong, L. Ferguson and S. Lateo
- P39 Evaluation of the reliability of store-and-forward teledermatology in aiding the triaging of electronic referrals to skin lesion clinics;**
M.F. Chin and G. Gupta
- P40 Photodynamic therapy: is it worth it? A financial analysis;**
S.M.C. George and P.B.J. Farrant
- P41 The impact of physician education on primary care referrals in dermatology;**
R. Ellard, A. Gulati, V. Hubbard, R. Bull, L. Pozo-Garcia and P. Goldsmith
- P42 Improving patient information about skin surgery: a patient survey on the value of clinical photographs to aid consent;**
S. Anthony, K. Batta and F.M. Tatnall
- P43 The challenge of demand management and dermatology referrals: the general practitioner's view;**
M.A. Syed, J.K. Schofield and A. Kanji
- P44 Noncompliance to National Institute for Health and Clinical Excellence acne guidelines undermines general practitioner referrals;**
K. Davies, A. Steen and P. Yesudian
- P45 Acute dermatology referrals made at a district general hospital with no out-of-hours on-call service;**
J. Powell, B. Cave and C. Bertram

General Dermatology

- P46 The Simplified Psoriasis Index: a three-dimensional psoriasis severity instrument for use by professionals and patients in routine clinical practice;**
L. Chularojanamontri, C.E.M. Griffiths and R.J.G. Chalmers
- P47 Abstract withdrawn**
- P48 The cost effectiveness of a dedicated psychodermatology service in managing patients with dermatitis artefacta;**
R. Atkar, A.P. Bewley and R. Taylor
- P49 The role of B-cell growth factors in autoimmune blistering skin disease;**
E. Benton, J. Mee, B. Bhogal and R.W. Groves
- P50 Stratum corneum hydration and barrier function in patients with podoconiosis;**
J. Ferguson, G. Davey, P. Matts, P.S. Mortimer, W. Yeshanehe and C. Fuller
- P51 Feasibility of a randomized controlled trial of cultured allogeneic keratinocytes for chronic epidermolysis bullosa wounds;**
B. Collin, N. Kingsbury, A. Wong, D. Balderson, R. Papini, M. del Rio and C. Moss
- P52 Characteristics and management of myxoid cysts;**
F. Edwards and D.A.R. de Berker
- P53 Is skin biopsy with histology and direct immunofluorescence necessary to diagnose immunobullous disease?;**
K.H. Kuet, B. Cadman and M. Shah

- P54 Urinary voiding symptomatology (microincontinence) in male genital lichen sclerosus;**
T.N. Shim, N. Patel and C.B. Bunker
- P55 Management of Panton–Valentine leukocidin *Staphylococcus aureus* skin infections in dermatology;**
H. Cookson, A. Fogo, R. Hay and R. Morris-Jones
- P56 Fashions change but tattoos are forever: time to regret;**
A. Aslam and C. Owen
- P57 *Bifidobacterium longum* subspecies *infantis* 35624 in patients with mild to moderate chronic plaque psoriasis: a pilot study;**
B. Moriarty, D. Groeger, C. Wycherley, L. O’Mahony, M. Malik, C. Whately-Smith, F. Shanahan, E.M.M. Quigley and J.F. Bourke
- P58 Panton–Valentine leukocidin-producing *Staphylococcus aureus*: recurrent boils should make you curious;**
J. Powell and W. Tucker
- P59 Severe autoamputation of the distal phalanges secondary to acrodermatitis;**
A. Patel and J. Bong
- P60 Botulinum toxin for axillary hyperhidrosis: using gravimetric assessment to determine National Health Service provision of treatment;**
J.K. Schofield, G. McGovern, K. Hussain, K. Scharrer and N. Hepburn
- P61 The little dermatologist;**
A. Steen
- P62 Hidradenitis suppurativa fulminans: a distinct clinical entity?;**
B. Moriarty, J.D. Creamer and N. Desai
- P63 A dermatological survey of the Bedouin of the central Sinai Peninsula;**
C. Henderson and D. Beverley
- P64 The history of syphilis in art: a dermatological perspective;**
A. Smith and R. Smith
- P65 Contrasting rickettsioses in two returning travellers;**
N. Turnbull and J. Shelley
- P66 The Eczema Priority Setting Partnership: identifying and prioritizing important research questions for the treatment of eczema. A collaborative partnership between patients, carers, clinicians and researchers;**
J. Batchelor, M. Ridd, T. Clarke, M. Cox, A. Roberts, M. McPhee, S. Crowe, A. Rani, J. Ravenscroft, A. Ahmed, S. Lawton, M. Howard and K. Thomas
- P67 Erythrokeratoderma variabilis: two sisters with a novel mutation in the *GJB4* gene;**
E. Burden-Teh and J.S.C. English
- P68 The assessment of health-related quality of life in sarcoidosis using a novel sarcoidosis questionnaire;**
A. Patel, T. Basu, R. Siegert, G. Keir, G. Larkin, A. Wells, I. Higginson, J.D. Creamer and S. Birring
- P69 *Mycobacterium chelonae* infection after tattooing;**
A. Sergeant, I. Laurenson, P. Conaglen, M. Mathers, G. Kavanagh and M. Tidman
- P70 Familial occurrence of drug reaction with eosinophilia and systemic symptoms to carbamazepine;**
N. Anjum, N. Bonikowski, M. Polak, M. Ardern-Jones, S. Hunt and H. Cooper
- P71 Managing childhood eczema: qualitative study exploring carers’ experiences of barriers and facilitators to treatment adherence;**
M. Santer, H. Burgess, L. Yardely, S. Ersser, S. Lewis-Jones, I. Muller, C. Hugh and P. Little

- P72 Black hair treatments;**
D. Odunsi and R. Morris-Jones
- P73 Do foods worsen acne?;**
K. Bhate and H.C. Williams
- P74 The use of a modified World Health Organization Surgical Safety Checklist for dermatological surgical procedures;**
G. Vladau, J.K. Schofield and N. Hepburn

Skin Cancer

- P75 Variation in management of patients referred with skin lesions to dermatology and plastic surgery;**
S.A. Rice, M.D. Gardiner, N. Bystrzonowski, J. Kluk, B. Jemec and V.J. Swale
- P76 Cutaneous squamous cell carcinomas in epidermolysis bullosa: a 20-year retrospective study;**
J. Felton and J. Mellerio
- P77 Recurrent and incompletely excised nonmelanoma skin cancers referred for Mohs micrographic surgery;**
K. Ahmad, T. Siah and J.A.A. Langtry
- P78 An exploratory study: indoor and outdoor work, socioeconomic status and skin cancer;**
N. Bowtell, M. Iles, V. Poirier and J. Verne
- P79 Social deprivation and rural/urban variations in nonmelanoma skin cancer incidence in our region;**
C. Fowell and E. Sandbach
- P80 Variations in SEPT6 expression reflect progression of malignant melanoma;**
M. Roche, P. Cunnea, M.Y. Walsh and S.E.H. Russell
- P81 Completeness of American Joint Committee on Cancer staging data items using a skin cancer data set;**
V. Poirier, A. Abitoye, C. Rocha, T. Ball and J. Verne
- P82 Needlestick injuries in dermatology: more common than you might think;**
E.V. Smith and A.D. Morris
- P83 Ultraviolet radiation exposure through window glass may be associated with localization of nonmelanoma skin cancer in organ transplant recipients: a study in France and the U.K.;**
R. Atkar, M. Ocampo, S. Euvrard, J. McGregor, J. Kanitakis and C. Harwood
- P84 A service-evaluation of recurrence following curettage and cautery treatment of well-differentiated primary cutaneous squamous cell carcinoma;**
N. Bradley and E. Topham
- P85 Skin cancer awareness and surveillance in patients with primary systemic vasculitis: the lost tribe?;**
F.R. Ali, N. Brown, J.T. Lear, I. Bruce and M.C. Venning
- P86 General practitioners struggle to diagnose and excise primary melanoma;**
M. Connor, A. Oakley, M. Thorburn and D. Ninin
- P87 A comparison of skin cancer excision rates between general practitioners and dermatologists in West Berkshire, South East England;**
J. Dua and R. Clayton
- P88 Basal cell carcinoma follow-up in the South West, Hampshire and Isle of Wight;**
V. Poirier, A. Osinowo, A. Takwale, D.A.R. de Berker and J. Verne

- P89 Merkel cell carcinoma: advancing knowledge in rare cancers;**
J.R. Marsden, N. Steven, L. Billingham and M. Pritchard
- P90 Secondary skin malignancy in patients with chronic graft-versus-host disease following allogeneic stem cell transplantation;**
C. Maybury, F. Child and F. Dignan
- P91 'It's as though you itch to the bone': a qualitative study of the experiences and needs of patients with cutaneous T-cell lymphoma;**
E. Radcliffe, T. Beynon, R. Harding, D. Orłowska, F. Child, L. Selman and S.J. Whittaker
- P92 An online survey of the awareness of malignant melanoma among general practitioners with special interest in dermatology;**
M. Basra, J. Nash and V. Piguet
- P93 Skin cancer 'filtered screening' by dermatologists: the 2-week wait system;**
K. Balogh, P. Trehan, S. Bashir, E. Higgins and R. Morris-Jones

Therapy

- P94 Long-term efficacy and safety of ustekinumab in patients with moderate to severe psoriasis through 5 years of follow-up: results from the PHOENIX 1 long-term extension;**
A.B. Kimball, K.A. Papp, Y. Wasfi, D. Chan, R. Bissonnette, H. Sofen, N. Yeilding, S. Li, P.O. Szapary and K.B. Gordon on behalf of the PHOENIX 1 investigators
- P95 Malignancies developing in obese patients with psoriasis while on antitumour necrosis factor therapies: a case series;**
M. Sadlier, A. Lally and B. Kirby
- P96 Efficacy and safety of propranolol as first-line treatment for infantile haemangiomas: case series of 15 patients;**
T. Ahad, J. Craze and S.M. Burge
- P97 Effectiveness of subcutaneous methotrexate in chronic plaque psoriasis;**
P.D. Yesudian, F. Al-Niami, P. Balasubramaniam, A. MacFarlane, R.J. Chalmers, C.E.M. Griffiths and R.B. Warren
- P98 Comparison of effectiveness and safety of weekly azathioprine pulse with daily azathioprine in the treatment of parthenium dermatitis;**
K. Verma, G. Sethuraman and P. Kumar
- P99 Etanercept used for psoriasis loses efficacy with time;**
G. Vladau, H. Bunn, J.K. Schofield, K. Hussain, K. Scharre and N. Hepburn
- P100 Control of dyslipidaemia and hypothyroidism among patients with cutaneous T-cell lymphomas treated with bexarotene;**
P. Dobson and P. Carroll
- P101 Low-dose oral minipulse dexamethasone therapy in progressive unstable vitiligo;**
R. Mahajan, A. Kanwar and D. Parsad
- P102 Ustekinumab therapy for the treatment of a patient with psoriasis and Crohn disease;**
N. Ralph and C. Buckley
- P103 Narrowband ultraviolet B record-keeping audit using the British Association of Dermatologists Clinical Audit and Management System (CAMS);**
A. Mahto, H. Thompson, Z. Jiyad, F.M. Tatnall and M.E. Murdoch
- P-104 Risk factors for liver fibrosis in patients with severe psoriasis established on methotrexate: a cross-sectional cohort study**
O. Leonard, R. Woolf, C.L. Martyn-Simmons, J.N.W.N. Barker and C.H. Smith

Richard B Stoughton Memorial

- A Case of Fungal Folliculitis in an Immunosuppressed Transplant Patient**
V. Vanchinathan and H A. Kerr

WEDNESDAY JULY 4TH – SATELLITE SYMPOSIUM

TIME	PROGRAMME	ROOM
------	-----------	------

08:00 – 08:45	RECKITT BENCKISER SATELLITE SYMPOSIUM	HALL 9
---------------	---------------------------------------	--------

Transforming Atopic Eczema Treatment using a Patient Support Programme

CHAIR: Prof Mike Cork, Sheffield

Emollients in the management of childhood eczema: Education and outcome
Prof Mike Cork, Sheffield

The Paediatric Dermatology Patient Support Programme
Sister Julie Carr, Sheffield

Health economics of eczema: potential savings to NHS by stabilising eczema through appropriate emollient use
Prof James Mason, Durham

Transforming the eczema experience through patient support
Margaret Cox, Chair, National Eczema Society

13:15 – 14:15	ROCHE PRODUCTS LTD SATELLITE SYMPOSIUM	HALL 9
---------------	--	--------

Metastatic malignant melanoma: BRAF inhibitors and the developing role of the dermatologist

CHAIR: Prof Julia Newton-Bishop, Leeds

Introduction: Understanding the principles of the new treatment options for metastatic malignant melanoma
Prof Julia Newton-Bishop, Leeds

BRAF inhibitors: an overview of the evidence base
Dr Mark Harries, London

Cutaneous adverse events and the role of the dermatologist in the optimum management of the patient
Dr Louise Fearfield, London

Summary and close; questions
Prof Julia Newton-Bishop, Leeds

WEDNESDAY JULY 4TH – SATELLITE SYMPOSIUM

TIME	PROGRAMME	ROOM
13:15 – 14:15	BEIERSDORF SATELLITE SYMPOSIUM	HALL 10

Update on Xeroderma: the combination of Skin science and clinical expertise to treat Xeroderma

CHAIR: Dr Bruce Gee, Warwick UK

Welcome and background
Dr Alexander Filbry , Hamburg

Introduction
Dr Bruce Gee , Warwick UK

The scientific effect of urea based emollients at a cellular Level
Dr Alexander Filbry, Hamburg

The added value of consulting with a dermatologist
Dr Bruce Gee, Warwick UK

Question and Answer Session

Summary and Close

WEDNESDAY JULY 4TH – SATELLITE SYMPOSIUM

TIME	PROGRAMME	ROOM
13:15 – 14:15	JANSSEN SATELLITE SYMPOSIUM	HALL 11

Long Term Outcomes & Expectations in Psoriasis

CHAIR: Dr Michael Mosley

Safety & Efficacy of Ustekinumab: 5-year data
Prof Chris Griffiths, Manchester

PASI 75 or PASI<5 ?
Dr Kristian Reich, Hamburg, Germany

The Janssen symposium will provide delegates with the opportunity to see newly released data presented in an innovative manner. Using the latest immersive visual techniques, our speakers will bring this data to life to create an engaging presentation as a basis for discussion.

WEDNESDAY JULY 4TH – SATELLITE SYMPOSIUM

TIME	PROGRAMME	ROOM
18:15 – 19:00	LEO PHARMA SATELLITE SYMPOSIUM	HALL 9

Surveying the field – unmet needs in the management of actinic keratosis

CHAIR: Prof Rino Cerio, London

Welcome and introduction

Prof Rino Cerio, London

Management of actinic keratosis – who to treat and when?

Dr John Lear, Manchester

Focusing on the field – implications for treatment decisions

Dr Steven Keohane, Portsmouth

Conclusions and Q&A

Prof Rino Cerio, London

WEDNESDAY JULY 4TH – SATELLITE SYMPOSIUM

TIME	PROGRAMME	ROOM
18:15 – 19:00	ABBOTT SATELLITE SYMPOSIUM	HALL 11

Is there a significant association between psoriasis and cardiovascular disease and do treatment choices impact on this? A debate

CHAIR: Prof Jonathan Barker, London

Chair's welcome

Prof Jonathan Barker, London

In support of the motion

Dr Brian Kirby, Dublin

Opposing the motion

Dr Richard Warren, Manchester

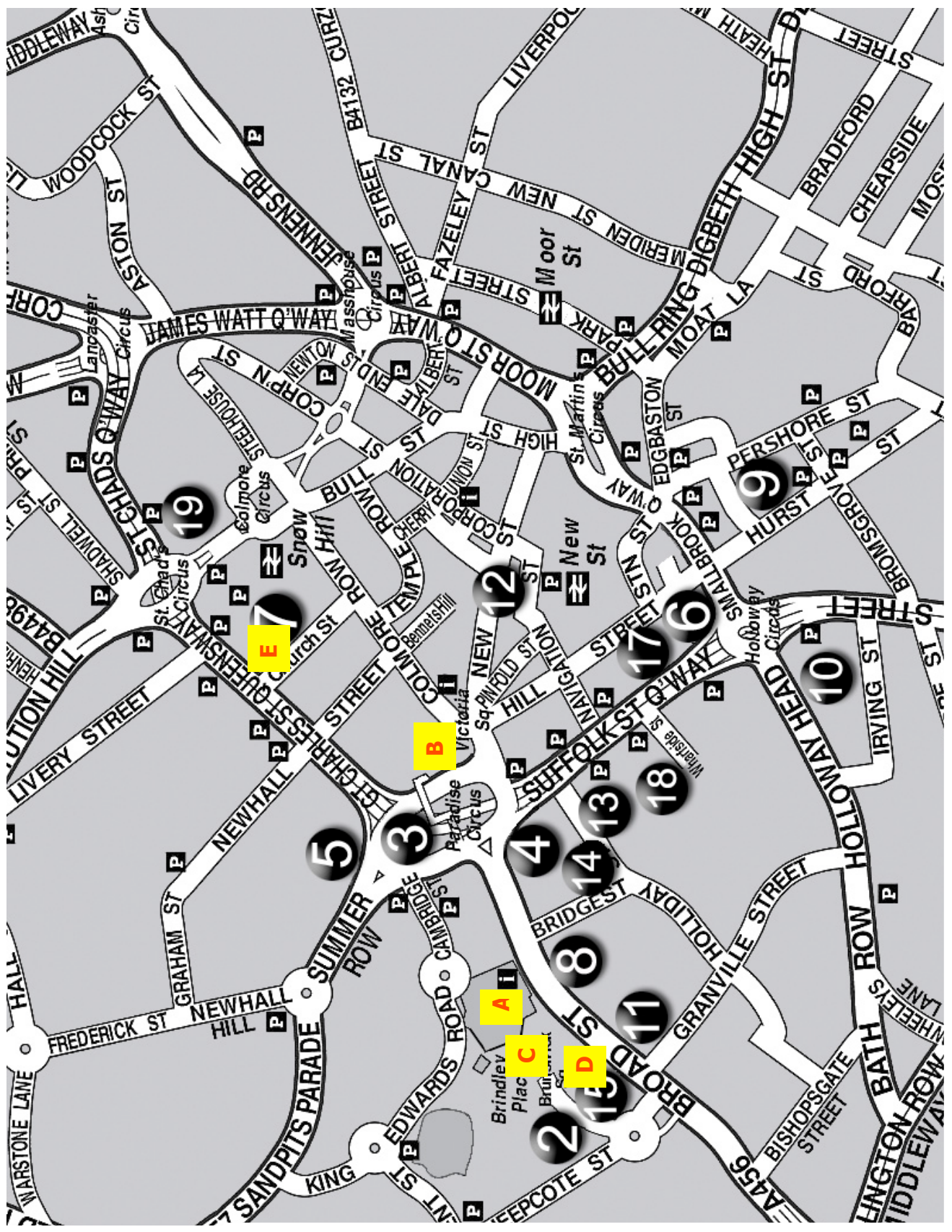
Rebuttals and discussion

All

Close

Prof Jonathan Barker, London

MAP OF BIRMINGHAM



Key Social Venues

- A** ICC
- B** Birmingham Museum & Art Gallery. Banqueting suite
- C** All Bar One
- D** Picolinos
- E** Hotel Du Vin

Hotels

- 1** Birmingham Marriott, Five Ways
- 2** Hilton Garden Inn, Brindleyplace
- 3** Copthorne, Paradise City
- 4** Crowne Plaza Birmingham, Central Square
- 5** Express By Holiday Inn, Lionel Street
- 6** Holiday Inn Birmingham City, Smallbrook QWay
- 7** Hotel du Vin, Church Street
- 8** Hyatt Regency, Bridge Street
- 9** Ibis Birmingham Centre, Ladywell Walk
- 10** Ibis Birmingham Holloway Circus, Irving Street
- 11** Jurys Inn Birmingham, Broad Street
- 12** Macdonald Burlington Hotel, New Street
- 13** Malmison Birmingham
- 14** Nite Nite, Holiday Street
- 15** Novotel Birmingham Centre, Broad Street
- 16** Paragon Hotel, Alcester Street
- 17** Radisson SAS Birmingham, Holloway Circus
- 18** Ramada Hotel Birmingham, Mailbox
- 19** Thistle Birmingham City, St Chad's Queensway

App

The 2012 annual meeting will see the introduction of the BAD Annual Meeting App. Please visit the BAD Website Events page to access the App prior to the meeting or when you arrive for details on how to download it.

Delegate Bags

The Conference & Events Department is aiming to limit the impact the Annual Meeting has upon the environment. Conferences and exhibitions provide a huge amount of waste and this year we aim to continue to implement measures to improve this. Following feedback from previous meetings delegates will be provided with a generic delegate bag (as illustrated). This bag is made from recycled plastic bottles and has the BAD Logo on the side. We have made a decision not to include a sponsor, date or annual meeting destination. This will enable you to reuse the bag for other annual meetings as well as other BAD meetings. We hope this will become your BAD 'Bag for Life'. If you have a bag from a previous annual meetings please bring it with you.



Don't forget your bag!

Evaluation Form

This year's evaluation form will be on-line and all attendees will be sent a link after the meeting. Thank you in advance for taking the time to complete it, as it is an invaluable tool for us in organising future meetings.

CES MEETINGS CALENDAR

OCTOBER 2012

DermDoc

Venue: Willan House, London
Date: 1st October

Clinical Dermatology Update

Meeting for Staff and Associate Specialist Doctors
Venue: Hilton, Manchester Airport
Date: 11th – 12th October

NOVEMBER 2012

SpR Training Event

Venue: Willan House, London
Date: 1st – 2nd November

The Annual UK Dermatology Course for Consultants

Venue: Radisson Edwardian Hotel, Manchester
Date: 23rd – 24th November

JANUARY 2013

Medial Dermatology

Venue: Royal College of Physicians, London
Date: 10th January

MARCH 2013

Essential Medical Dermatology

Venue: Willan House, London
Date: 7th – 8th March



Find us on Facebook: Conference & Events Services from the BAD



Follow us on Twitter: @BritDermEvents



For Further Details on any of these meetings please contact:

- **Conference & Event Services; 4 Fitzroy Square London W1T 5HQ**
- **Email: conference@bad.org.uk**
- **Tel: 020 7391 6358**

International Investigative Dermatology

International
Investigative
Dermatology

8-11 May 2013
Edinburgh



2013

Edinburgh
Scotland
8-11 May

www.iid2013.org



The Sixth Joint Meeting of the European
Society for Dermatological Research (ESDR)
Japanese Society for Investigative Dermatology (JSID)
Society for Investigative Dermatology (SID)