

97<sup>th</sup> Annual Meeting  
British Association of Dermatologists



*Natalie Singh*

4th - 6th July 2017  
Final Programme



Organised by Conference and Events Services  
of The British Association of Dermatologists  
under the auspices of St. John's Institute of Dermatology,  
Kings College London and the Dermatology Centre, University of Manchester

**Abstract submission deadline: August 1st 2017**  
**Early bird registration deadline: September 1st 2017**

## Call for Abstracts!

### PROGRAMME

The programme will concentrate on key issues relating to psoriasis at both scientific and clinical levels. There will be keynote and invited lecturers present. Plenary sessions will cover the following topics:

- Genetics
- Immunology and immunity
- Co-morbidities and outcome measures • Targeted therapeutics

For further information please contact:  
Organising Secretariat, Conference and Event Services, British Association of Dermatologists, 4 Fitzroy Square, London W1T 5HQ

Tel: +44 (0)20 7391 6358  
Email: [conference@bad.org.uk](mailto:conference@bad.org.uk)  
Website: [www.psoriasisg2c.com](http://www.psoriasisg2c.com)

#### Co-Chairs

Jonathan Barker – London, UK  
Christopher Griffiths – Manchester, UK

#### Local Organising Committee

David Burden – Edinburgh, UK  
Catherine Smith – London, UK  
Richard Warren – Manchester, UK

#### Scientific Committee

Hervé Bachelez – Paris, France  
James Elder – Ann Arbor, USA  
Michel Gilliet - Lausanne, Switzerland  
Lars Iversen – Aarhus, Denmark  
Alexa Kimball – Boston, USA  
James Krueger – New York, USA  
Alan Menter – Dallas, USA  
Errol Prens – Rotterdam, The Netherlands  
Jörg Prinz – Munich, Germany  
Peter Van de Kerkhof – Nijmegen, The Netherlands



## Overview

Monday 3rd July Overview		Keynote Lectures	
BSD Self-Assessment	14	<b>Tuesday</b>	
Trainee pre-conference session	15	Professor Giuseppe Argenziano	38
SAS Session	16	Dr Christian Baum	38
	17		
Tuesday 4th July Overview		Wednesday	
CPCs - Joint BAD / BSD	18	Professor James Elder	59
British Society of Cutaneous Allergy (BSCA)	22		
British Society for Dermatological Surgery (BDS)	19 – 21	<b>Thursday</b>	
British Society for Skin Care In	23 – 27	Dr Carolyn Charman	75
Immunosuppressed Individuals (BSSCI)	28 – 30	Professor John McGrath	75
British Society for Dermatopathology (BSD)	31 – 33	Dr Kenneth Tomecki	76
Guest Society Session - BSR and BRIT-PAC	34		
Senior Skin Group	35		
Dermatology Teachers	36		
Online support materials for psychodermatology patients: learnings from the BAD's Skin Support project	37		
Plenary Session	38		
Wednesday 5th July Overview			
Sponsored Symposium: LEO Pharma	39		
Sponsored Symposium: UCB Pharma	40		
Plenary session - Medical Dermatology	41		
British Cosmetic Dermatology Group (BCDG)	42		
BADGEM	43 – 44		
BADBIR	45 – 46		
Sponsored Symposium: Sanofi Genzyme	47		
Sponsored Symposium: medac	48		
Sponsored Symposium: La Roche-Posay	49		
British Society for Investigative Dermatology (BSID)	50		
Submitted papers	51		
Psychodermatology UK	52		
British Tele dermatology Society (BTS)	53		
Historical	54 – 55		
UK TREND	56 – 57		
Plenary Session	58		
Sponsored Symposium: Celgene	59		
Sponsored Symposium: Janssen	60		
	61		
Thursday 6th July Overview			
Sponsored Symposium: AbbVie	62		
Sponsored Symposium: Novartis	63		
Professors & Registrars session	64		
BSPD & BSACI joint session	65		
British Photodermatology Group (BPG)	66 – 69		
British Hair & Nail Society (BHNS)	70 – 71		
CPD Plenary Session	72 – 74		
Focus Sessions	75 – 76		
	77		



## Organising Committee

Miss Marilyn Benham  
Dr Tanya Bleiker  
Mrs Jenna Bowler  
Mr Chris Garrett  
Dr Mark Griffiths  
Mrs Catherine Hanaway

Dr Nick Levell  
Dr Vincent Li  
Dr Ruth Murphy - Chair  
Dr Anshoo Sahota  
Dr Jui Vyas  
Dr Richard Weller

## BAD Abstract Selection Committee

Dr Arti Bakshi  
Dr Alison Bedlow  
Dr Asok Biswas  
Dr Tanya Bleiker  
Dr Iskander Chaudhry  
Dr Mark Griffiths

Dr Tabi Leslie  
Dr Ruth Murphy  
Dr Girish Patel  
Dr Victoria Swale  
Dr Richard Weller

## BAD Judging Committee

Dr Sadiq Alkali  
Dr Michael Ardern-Jones  
Dr Rebecca Batchelor  
Dr Alison Bedlow  
Prof Sara Brown  
Prof Rino Cerio  
Dr Mabs Chowdhury  
Dr Ian Coulson  
Dr Karen Gibbon  
Prof Mark Goodfield  
Dr Virginia Hubbard  
Dr Jenny Hughes  
Dr Hamish Hunter  
Dr Ferina Ismail

Dr Anneke Kai  
Dr Elise Kleyn  
Dr Aoife Lally  
Dr Ruth Lamb  
Dr Tabi Leslie  
Dr Vincent Li  
Dr Andrew Lock  
Dr Bryan McDonald  
Dr Simon Meggitt  
Dr Kayria Muttardi  
Dr Victoria Swale - Chair  
Dr Anne-Marie Tobin  
Dr Richard Weller

## BADGEM Abstract Selection Committee

Prof Sara Brown  
Prof Irene Leigh

Prof John McGrath  
Dr Neil Rajan

## BCDG Abstract Selection Committee

Dr Sean Lanigan

## BHNS Abstract Selection Committee

Dr Matthew Harries  
Dr Abby Macbeth

## BPG Abstract Selection Committee

Dr Giles Dunnill  
Dr Hiva Fassihi  
Dr Adam Fityan  
Dr Victoria Goulden  
Dr Sally Ibbotson

Dr Tsui Ling  
Dr Robert Sarkany  
Dr Muthu Sivaramakrishnan  
Dr Sophie Weatherhead

## BSCA Abstract Selection Committee

Dr Deidre Buckley  
Dr Cathy Green  
Dr Natalie Stone

## BSPD & BSACI Abstract Selection Committee

Dr Fiona Browne  
Dr Carsten Flohr  
Dr Jemima Mellerio

## BSD Abstract Selection Committee

Dr Arti Bakshi  
Dr Alison Bedlow

Dr Asok Biswas  
Dr Iskander Chaudhry

## BSDS Abstract Selection Committee

Dr Adam Bray  
Dr Vindy Ghura  
Dr Wal Hussain

Dr Stephen Keohane  
Dr Raj Mallipeddi

## BSSCII Abstract Selection Committee

Dr Tanya Basu  
Prof Christopher Bunker  
Prof Catherine Harwood  
Dr Ferina Ismail

Dr John Lear  
Dr David Paige  
Prof Charlotte Proby  
Dr Helen Ramsay

## BTS Abstract Selection Committee

Dr Veronique Bataille  
Dr Pawel Bogucki  
Dr Saul Halpern

## Dermatology Teachers Selection Committee

Dr Stuart Cohen  
Dr Maulina Sharma  
Dr Minal Singh

## Historical Abstract Selection

Dr David Eedy  
Dr Julia Ellis  
Dr David Gawkrödger  
Dr Frances Humphreys  
Dr Nick Levell

Prof Rona Mackie  
Dr Leslie Millard  
Dr Alexa Shipman  
Dr Dominic Tabor  
Dr Paul Yesudian

## Psychodermatology Abstract Selection

Dr Janet Angus  
Dr Susannah Baron  
Dr Anthony Bewley

# A Warm Welcome to Liverpool 2017

Welcome to Liverpool and the 97th Annual Meeting of the British Association of Dermatologists. We are once again delighted to be in the award winning ACC Liverpool.

On the banks of the River Mersey at the heart of the city's iconic waterfront, ACC Liverpool is a world-class facility in a unique setting. ACC Liverpool is a venue that's easy to reach with two international airports, 20 minutes from the UK motorway network, and closer still to trains and ferries. Liverpool is a vibrant, modern city, proud of its rich heritage and renowned for its friendly people. Please make the most of Liverpool and enjoy everything it has to offer!



## Scientific Programme

This year the theme has been towards developing an integrated clinical approach to care for our patients with skin disease. We have therefore linked with the British Society of Rheumatology and the British Society of Allergy and Cutaneous Immunology as well as including a multidisciplinary session for the management of TEN in adults and children. In the full knowledge of the fact that we all have busy lives and cannot usually attend the meeting for the whole week, we have tried to include some specialised talks in the plenary sessions.

We are pleased that the Arthur Rook Oration will be delivered by Professor John McGrath (London). Professor Giuseppe Argenziano (Naples, Italy) and Dr Christian Baum (Rochester, USA), will give the first of the keynote lectures at the plenary session on Tuesday speaking on 'Time to use the dermatologist stethoscope?' and 'Changing paradigms in the classification and management of high risk SCC: perspectives from the Mayo Clinic' respectively. Wednesday afternoons programme features Professor James Elder (Ann Arbor, USA) who will update us on 'What is Epigenetics and why is it important in psoriasis'. The final keynote lectures will come from Dr Carolyn Charman (Exeter), talking during the plenary session on Thursday afternoon on 'Teledermatology and Mobile Phones' and then Professor Kenneth Tomecki (Cleveland, USA) speaking on 'Non-TB Mycobacterial Diseases'.

New to this year's annual meeting will be the introduction of iPosters. These will be positioned outside the entrance to the exhibition hall and will be showcasing the top 12 posters. We hope that these will enhance engagement between the audience and presenter.

On Monday 3rd July, we will be holding pre-conference sessions for trainees, Specialty & Associate Specialist doctors, medical students and there will be a BSD self assessment session.

Due to the success of last year's BADfest we will again be holding an evening of entertainment, food and drinks on Tuesday. We hope this will be a perfect opportunity to relax, catch up with old acquaintances and form new friendships. This event will be taking place in Hall 3 and surrounding areas of ACC Liverpool. All attendees are invited to attend.

To encourage delegates to stay until the end on Thursday, we have a new 'Hot Seat' competition within the final Plenary Session. Please stay seated and you might be the lucky one that wins an iPad!

It all promises to be a packed and memorable conference, I look forward to offering a warm welcome to all delegates and hope you enjoy the meeting!

**Dr Ruth Murphy**  
**Academic Vice President (2015-2017)**

## Acknowledgements

The British Association of Dermatologists gratefully acknowledges the contribution of the many exhibitors & sponsors whose attendance has helped make the meeting possible.

# Programme Overview

## Monday 3 July 2017

Time	Session Detail	Room	Page
12:45 – 18:15	BSD Self-Assessment	Hall 4B	15
12:15 – 18:00	Trainee Pre-conference Session	Hall 1C	16
12:15 – 18:00	Speciality & Associate Specialist Session	Hall 12	17

## Tuesday 4 July 2017

Time	Session Detail	Room	Page
08:00 – 12:00	British Society of Cutaneous Allergy	Hall 3	19-21
08:45 – 10:23	Clinicopathological Cases	Hall 1A	22
08:45 – 16:15	British Society for Dermatological Surgery	Hall 11	23-27
09:00 – 12:30	British Society for Skin Care in Immunocompromised Individuals	Hall 1B	28-30
10:30 – 11:00	Hot Topics	Exhibition Hall	78
10:40 – 10:55	Poster Presentations	Lower Galleria	79
11:00 – 16:15	British Society for Dermatopathology	Hall 1A	31-33
12:15 – 13:00	Pharma Workshop	Exhibition Hall	78
13:00 – 14:35	Guest Society Session - BSR and BRIT-PAC	Hall 1C	34
13:00 – 14:30	Senior Skin Group	Hall 12	35
13:15 – 14:15	Dermatology Teachers	Hall 1B	36
14:00 – 15:00	Online support materials for psychodermatology patients: learnings from the BAD's Skin Support project	Hall 13	37
14:30 – 15:00	Hot Topics	Exhibition Hall	78
14:40 – 14:55	Poster Presentations	Lower Galleria	79
15:00 – 15:30	Keynote Lecture: Prof Giuseppe Argenziano	Hall 1A	38
15:30 – 16:30	Plenary Session	Hall 1A	38
16:30 – 17:00	Keynote Lecture: Dr Christian Baum	Hall 1A	38
17:15 – 18:45	AGM – BAD members only	Hall 1A	
17:00 – 22:00	BADfest	Hall 3	11

## Wednesday 5 July 2017

Time	Session Detail	Room	Page
07:30 – 08:30	Christian Medical Fellowship Breakfast	Hall 4B	
07:45 – 08:30	LEO Pharma Sponsored Symposium	Hall 3A	40
07:45 – 08:30	UCB Pharma Sponsored Symposium	Hall 3B	41
08:45 – 12:45	Plenary session - Medical Dermatology	Hall 1A	42

Time	Session Detail	Room	Page
08:45 – 12:30	British Cosmetic Dermatology Group	Hall 1C	43-44
09:00 – 12:30	BADGEM	Hall 1B	45-46
09:00 – 10:15	BADBIR	Hall 12	47
10:30 – 11:00	Hot Topics	Exhibition Hall	78
10:30 – 10:50	Poster Presentations	Lower Galleria	79
13:00 – 14:00	Sanofi Genzyme Sponsored Symposium	Hall 3A	48
13:00 – 14:00	medac Sponsored Symposium	Hall 3B	49
13:00 – 14:00	La Roche-Posay Sponsored Symposium	Hall 11B & C	50
14:00 – 15:15	Scientific Session – submitted papers	Hall 1A	51
14:00 – 15:30	British Society for Investigative Dermatology	Hall 1C	52
14:00 – 17:00	British Teledermatology Society	Hall 11A	53
14:15 – 17:00	Psychodermatology	Hall 1B	54-55
14:15 – 15:30	Historical Symposium	Hall 12	56-57
15:30 – 16:00	Hot Topics	Exhibition Hall	78
15:30 – 15:50	Poster Presentations	Lower Galleria	80
16:00 – 16:30	Keynote Lecture: Professor James Elder	Hall 1A	59
16:30 – 18:00	Plenary Session	Hall 1A	59
16:30 – 18:00	UK TREND	Hall 1C	58
18:15 – 19:00	Celgene Sponsored Symposium	Hall 3A	60
18:15 – 19:00	Janssen Sponsored Symposium	Hall 3B	61

## Thursday 6 July 2017

Time	Session Detail	Room	Page
07:45 – 08:30	AbbVie Sponsored Symposium	Hall 4	63
07:45 – 08:30	Novartis Sponsored Symposium	Hall 12	64
08:30 – 12:00	Professors & Registrars Session	Hall 1A	65
08:30 – 12:15	BSPD & BSACI joint session	Hall 3	66-69
08:30 – 12:20	British Photodermatology Group	Hall 11	70-71
10:15 – 10:45	Hot Topics	Exhibition Hall	78
10:15 – 10:30	Poster Presentations	Lower Galleria	80
10:45 – 12:15	British Hair & Nail Society	Hall 1B	73-74
12:45 – 13:00	Pharma Workshop	Exhibition Hall	78
13:15 – 13:45	Keynote Lecture: Dr Carolyn Charman	Hall 1A	75
13:45 – 14:30	Plenary Session – CPD update in general dermatology	Hall 1A	75
14:30 – 15:15	Arthur Rook Oration: Professor John McGrath	Hall 1A	75
15:30 – 16:00	Focus Session: Biological therapy for Hidradenitis Supprativa	Hall 1B	77
15:30 – 16:00	Focus Session: Biological therapy for Atopic Dermatitis	Hall 3	77
15:30 – 16:00	Focus Session: JAK Inhibitors for Alopecia areata-an update	Hall 11	77
16:00 – 16:30	Keynote Lecture: Dr Kenneth Tomecki	Hall 1A	76
16:30 – 17:15	Plenary Session - CPD update in general dermatology	Hall 1A	76



**Eucerin®**

SKIN SCIENCE THAT SHOWS



**Expert sun protection  
for your skin's individual needs**

www.eucerin.co.uk

**Beiersdorf**

Beiersdorf AG, 20245 Hamburg, Germany

**Accommodation**

Innov8 is the official accommodation provider for the 2017 BAD Annual Meeting.

To book accommodation for this event, please visit

<https://aws.passkey.com/e/16473309>

**App**

We will be providing a smartphone conference app for delegates to use during the conference.

The app will provide the following features;

- Review agenda & speakers
- Interactive floorplans
- View abstracts & e-posters
- View sponsors & exhibitors



BAD 2017 is grateful to Janssen for sponsoring this app.

**Badges**

Conference badges will be handed to delegates on registration. For security purposes name badges must be worn at all times throughout the meeting. In the event that you lose your badge, a replacement must be obtained at the registration desk.

These new RFID badges will enable delegates to touch into sessions for CPD recording.

In addition some of the exhibiting companies may ask you to tap in at their stand or symposium. Please be aware that by doing this you will be providing your postal contact details and may receive one email from them. They will not receive your email address directly.

**Banking**

A cash machine is situated in the Galleria and does not charge for withdrawals.

**Business Services**

Located in the Galleria, the E.ON Business centre is open throughout the event.

**Catering**

Lunch and all scheduled refreshment breaks will be served from designated points in the exhibition hall.

**Certificate of Attendance**

Certificates of attendance will be issued after the meeting and sent to your registered email address. They will provide a CPD breakdown of the sessions you have attended.

**Please don't forget to tap into sessions.**

**Cloakroom**

The cloakroom is located on the Galleria. There will be a charge of £1.00 per item.

**Continuing Professional Development Credits (CPD)**

This event is approved for external credit for the CPD scheme of the Federation of Royal Colleges of Physicians of the UK. **Please tap into sessions** to receive a CPD Breakdown on your certificate to be received post meeting. Physicians should record their credits in their diaries, in accordance with the current RCP recommendations.

**Exhibition**

The exhibition will be located in Hall 2 of the ACC and will be open at the following times:

<b>Tuesday 4th July:</b>	<b>10:00 – 17:00</b>
<b>Wednesday 5th July:</b>	<b>09:00 – 17:00</b>
<b>Thursday 6th July:</b>	<b>09:00 – 14:00</b>

**Exhibition Quiz**

Exhibition quiz forms will be included in the delegate bags. To participate in the quiz, delegates must visit each participating exhibitor and answer a simple question. Participants must also obtain four answers from the patient support groups, please note you only need four from any of the patient support groups present over the duration of the meeting. All completed quiz forms must be returned to the registration desk by 14:00 on Thursday 6th July. The prizes will be announced after the meeting.

**First Aid**

First aid support is available onsite; please ask an ACC steward who will be able to assist you.

**No Photography**

The BAD has received complaints from our speakers about photography taken during presentations. Photography of patients without consent is an offence which is reportable to the GMC. Other photographs may breach copyright. Please do not take photographs during presentations. Presenters are entitled to stop their presentations and ask for offenders to be removed from the session with no reimbursement of fees.

**Parking**

Just a few steps from ACC Liverpool and an integral part of the venue's riverside plaza location, the 1,600-space multi-storey Liverpool Waterfront Car Park is fully secure and open 24 hours a day, 7 days a week.

**Payment of Registration Fees**

We would prefer delegates to pay by cheque (pounds sterling drawn on a UK bank only or by sterling bank draft) made payable to the 'British Association of Dermatologists'. Cheques in other currencies cannot be accepted. Alternatively, delegates may pay by credit card and this is encouraged for overseas delegates. Please note that we only accept MasterCard and Visa. American Express cannot be accepted.

**Poster Exhibition**

The poster exhibition will be located within in the exhibition hall. The posters will be numbered and a list is provided at the back of this programme.

There will be an e-poster display area showing all the posters submitted. Posters should be removed by 14:00 on Thursday 6th July. Please note that the British Association of Dermatologists cannot be held responsible for any loss or damage to a poster presented during the Annual Meeting

**Registration Desk**

The registration desk will be located on the Galleria and will be staffed by the BAD team during the following hours:

<b>Monday 3rd July</b>	<b>09:00 – 18:00</b>
<b>Tuesday 4th - Thursday 6th July</b>	<b>08:00 – 18:00</b>

**Sponsored Symposia**

The following companies will be holding sponsored symposia at the meeting:

**Wednesday 5th July**

<b>07:45 – 08:30</b>	Hall 3A	LEO Pharma
<b>07:45 – 08:30</b>	Hall 3B	UCB Pharma
<b>13:00 – 14:00</b>	Hall 3A	Sanofi Genzyme
<b>13:00 – 14:00</b>	Hall 3B	medac
<b>13:00 – 14:00</b>	Hall 11 B/C	La Roche-Posay
<b>18:15 – 19:00</b>	Hall 3A	Celgene
<b>18:15 – 19:00</b>	Hall 3B	Janssen

**Thursday 6th July**

<b>07:45 – 08:30</b>	Hall 4	Abbvie
<b>07:45 – 08:30</b>	Hall 12	Novartis

**Speaker Preview**

Speaker preview will be in Hall 10, please ask at the registration desk for directions. All presenters must take their memory sticks to speaker preview at least two hours prior to their presentation

**Taxis**

A taxi rank is located on the riverside of the venue

**Venue**

The ACC Liverpool  
Kings Dock  
Liverpool Waterfront  
Liverpool  
L3 4FP

+ 44 (0) 151 475 8888  
www.accliverpool.com

**Well-Being Area**

The BAD is pleased to include the well-being area within the exhibition hall. Therapists from D-Stress & Go (UK) www.dstress.co.uk are able to provide attendees with a wide variety of the therapies which include Shiatsu, Reiki, Seated Acupressure Massage, Indian Head Massage and Thai Yoga Massage.



BAD 2017 is grateful to Sanofi Genzyme for sponsoring the well-being area

**Wi-Fi**

Wi-Fi access is complimentary and widely available

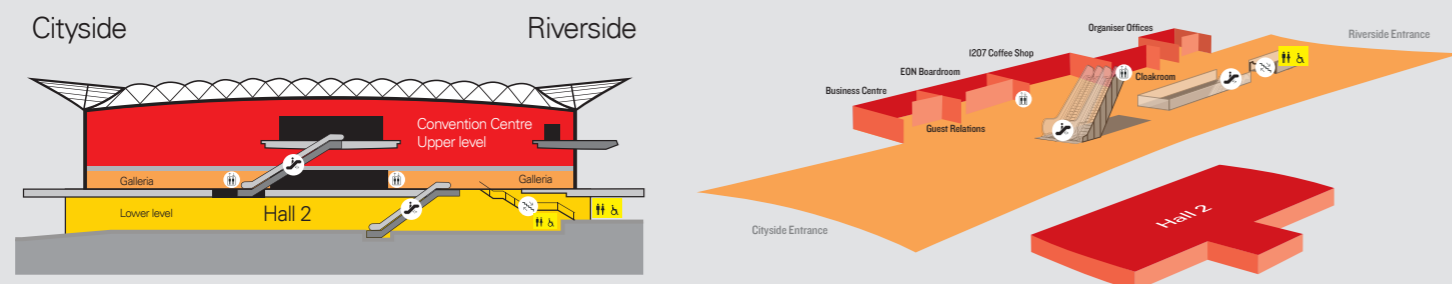




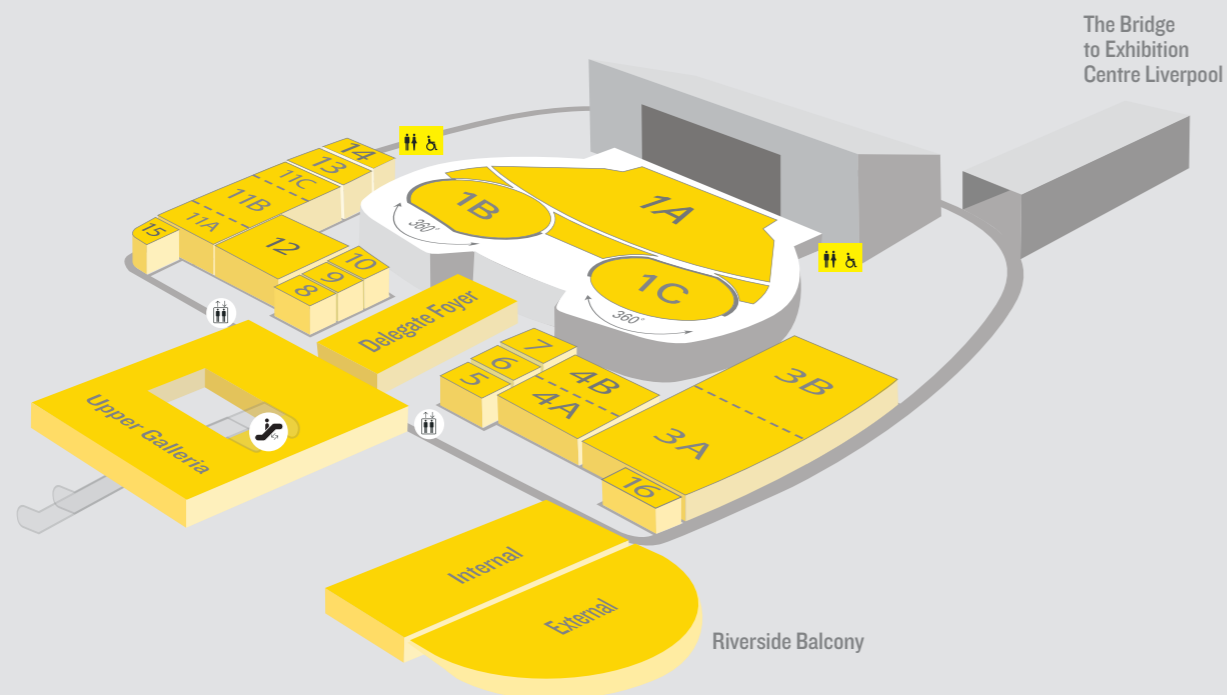
# ACC Liverpool Map



## Galleria + Hall 2



## Level 3



### Key

- Lift
- Escalator
- Stairs
- Male/Female Toilets
- Disabled Toilets



## Social Events

### Trainee Evening Event

**3 July 2017, Revolución de Cuba**  
**17:30 - 21:00**

The trainee evening event is a great opportunity to meet with colleagues and network in a relaxed and informal setting. Join us for drinks and food at Revolución de Cuba, a stunning two floor rum bar and cantina situated on the beautiful Albert Dock

### SAS

**3 July 2017, Gusto Restaurant & Bar**  
**19:30 - 22:00**

SAS Doctors are invited to an informal dinner on Monday evening. This sophisticated bar and restaurant overlooking the waterfront and Tate Liverpool couples classic Italian food with a contemporary setting.

This is a pre-booked event and tickets cost £20.00

### BADfest

**4 July 2017, ACC Liverpool**  
**17:00 - 22:00**

We hope this will be a perfect opportunity to relax, catch up with old acquaintances and form new friendships. This event will be taking place in hall 3 and surrounding areas of ACC Liverpool. All attendees are invited to attend.

### BSDS Dinner

**4 July 2017, Racquet Club**  
**20:00 - 23:00**

The British Society for Dermatological Surgery will hold a drinks reception followed by a fine dining meal at the Racquet Club.

Ticket cost: £50.00 (reduced cost for trainees: £20.00)  
Dress code: Black Tie

### BSMD Curry night

**5 July 2017, Spice Lounge**  
**19:00 - 22:30**

The British Society for Medical Dermatology are hosting a curry night at Spice Lounge. Step through the temple inspired doors of the Spice Lounge and enter a world of authentic, contemporary Indian cuisine in the heart of Merseyside's must go district. Places are limited.

This is a pre-booked event and tickets cost £20.00



# BADfest



YOU ARE INVITED TO JOIN US

ON TUESDAY JULY 4TH 5PM – 10PM

IN HALL 3 AND THE LEVEL 3 FOYER

AN EVENING OF NETWORKING,  
FOOD AND ENTERTAINMENT

## Committee Meetings

### Monday 3rd July 2017

10:00 – 17:00	BJD Editorial Team Meeting	Hall 13
11:00 – 13:00	SAS Sub-committee	Hall 5
12:00 – 13:00	ISPD 2017 LOC	Hall 7
13:30 – 15:00	BAD Education Unit	Hall 7
16:00 – 18:00	British Association of Dermatologists Officers	Hall 5
18:30 – 19:30	National Dermatology Trainee Committee	Hall 4A

### Tuesday 4th July 2017

07:30 – 08:30	British Society for Dermatopathology Executive Committee	Hall 5
08:00 – 08:30	The British Society of Cutaneous Allergy (BSCA) AGM	Hall 3
09:00 – 10:00	Regional Representatives Induction	Hall 4B
11:00 – 12:30	Dermatology Industry Group	Hall 4A
12:00 – 14:00	Community Dermatology	Hall 5
12:10 – 12:30	British Society for Skin Care in Immunocompromised Individuals AGM	Hall 1B
14:00 – 15:30	Health Informatics Sub-committee	Hall 6
15:30 – 16:30	Teachers of Undergraduate Dermatology	Hall 5
15:30 – 16:15	British Society for Dermatological Surgery AGM	Hall 11
15:45 – 16:15	British Society for Dermatopathology AGM	Hall 1B
17:15 – 18:45	British Association of Dermatologists' AGM (Members Only)	Hall 1A

### Wednesday 5th July 2017

08:00 – 09:00	BJD Editorial Board Meeting	Hall 7
08:00 – 09:00	BADGEM Steering Group Meeting	Hall 14
08:30 – 09:30	UK DCTN Trial Prioritisation Panel	Hall 13
08:30 – 10:00	British Skin Foundation Grants Advisory	Hall 5
09:00 – 11:00	British Society for Dermatological Surgery Committee	Hall 8
10:00 – 11:00	BSF/BAD eczema grant	Hall 5
10:15 – 11:15	Skin Cancer Prevention Sub-committee meeting	Hall 6
11:30 – 12:30	British Association of Dermatologists Officers	Hall 7
12:00 – 12:30	British Cosmetic Dermatology Group AGM	Hall 1C
12:30 – 13:30	British Society for Medical Dermatology Committee	Hall 6
12:45 – 13:45	UK Trend committee	Hall 14
13:00 – 14:00	British Association of Dermatologists' Executive Committee	Hall 4
14:00 – 16:00	Clinical Experimental Dermatology	Hall 5
14:00 – 15:00	BADGEM Informatics sub-group meeting	Hall 8
16:00 – 18:00	British Society for Investigative Dermatology Committee	Hall 6
16:00 – 17:00	Therapy & Guidelines Sub-committee	Hall 7
16:30 – 17:00	British Teledermatology Society AGM	Hall 11A
16:30 – 17:15	Historical Collection Sub-Committee	Hall 8
16:30 – 18:00	UK Dermatology Clinical Trials Network AGM	Hall 12

### Thursday 6th July 2017

07:15 – 08:15	British Society for Paediatric Dermatology Training Committee	Hall 8
08:30 – 09:30	Exhibitors' Meeting	Hall 7
11:55 – 12:20	British Photodermatology Group AGM	Hall 11
12:15 – 13:15	British Society for Paediatric Dermatology Committee	Hall 8
12:15 – 13:15	British Hair and Nail Society Committee	Hall 7
15:30 – 17:00	British Photodermatology Group Committee	Hall 5



# Monday Overview

Time	Session Detail	Room	Page
12:45 – 18:15	BSD Self-Assessment	Hall 4B	15
12:15 – 18:00	Trainee Pre-conference Session	Hall 1C	16
12:15 – 18:00	Speciality & Associate Specialist Session	Hall 12	17

## Notes

---

---

---

---

---

---

---

---

---

---

---

---

---

---

---

---

---

---

---

---

---

---

---

---

# 5th BSD Dermatopathology Self Assessment

**Date:** Monday 3rd July  
**Time:** 12:45-18:15  
**Room:** Hall 4B  
**Chair:** Dr Asok Biswas

## Programme

**12:45 – 13:45** Lunch Hall 4A  
**13:45 – 15:45** Presentation of Cases 1 - 20  
**15:45 – 16:15** Break Hall 4A  
**16:15 – 18:15** Presentation of Cases 21 - 40  
**18:15** Evaluation forms, certificates and end of session

**Royal College of Pathologists approved for CPD maximum of 6 credits**

**Speakers:**  
 Arti Bakshi          Luisa Motta  
 Asok Biswas         Keith Miller  
 Rino Cerio           Ed Rytina  
 Paul Craig           Catherine Stefanato  
 Sara Edward         Ravi Suchak

## Notes

---

---

---

---

---

---

---

---

---

---

---

---

---

---

---

---

---

---

---

---

---

---

## Trainee Session

**Date:** Monday 3rd July  
**Time:** 12:15-18:00  
**Room:** Hall 1C  
**Chair:** Dr Vincent Li & Dr David de Berker

### Programme

12:15 – 12:55	Lunch	Upper Galleria Foyer
12:55 – 13:00		Welcome and Introduction <b>Dr Vincent Li and Dr David de Berker</b>
13:00 – 13:45	TPC01	Behcet's syndrome <b>Professor Robert Moots</b>
13:45 – 14:15	TPC02	Oral dermatology <b>Dr Paul Yesudian</b>
14:15 – 15:00	TPC03	ID Update: What's New in Rx <b>Dr Kenneth Tomecki</b>
15:00 – 15:30	TPC04	Lasers in Dermatology <b>Dr Neil Walker</b>
15:30 – 15:40	TPC05	Trainee Update <b>Dr Vincent Li</b>
15:40 – 15:55	Break	Upper Galleria Foyer
15:55 – 16:25	TPC06	Complications of Aesthetic Procedures <b>Dr Sweta Rai</b>
16:25 – 16:55	TPC07	Tropical and Aquatic Dermatology <b>Dr Sam Gibbs</b>
16:55 – 17:05	Break	Upper Galleria Foyer
17:05 – 18:00	TPC08	Introduction to Dermatoscopy and Interesting cases (Hall 3) <b>Prof Giuseppe Argenziano</b>
18:00 – 21:00		Trainee evening event @ Revolución de Cuba

## Speciality & Associate Specialists Session

**Date:** Monday 3rd July  
**Time:** 12:15-18:00  
**Room:** Hall 12  
**Chair:** Dr Jui Vyas & Dr Ausama Atwan

### Programme

12:15 – 12:55	Lunch	Riverside Balcony
12:55 – 13:00		Welcome and Introduction <b>Dr Jui Vyas</b>
13:00 – 13:45	SAS01	Practical Aspects of Diagnosis and Management of Cutaneous Porphyrias <b>Dr James Powell</b>
13:45 – 14:30	SAS02	How to scratch an itch: Practical management of Pruritus <b>Dr Prasad Hunasehally</b>
14:30 – 15:15	SAS03	Food Allergy and Atopic eczema <b>Dr Deidre Buckley</b>
15:15 – 15:30	Break	Riverside Balcony
15:30 – 16:15	SAS04	An approach to the diagnosis and management of connective tissue disorders <b>Dr Mark Goodfield</b>
16:15 – 17:00	SAS05	Interesting skin lesions in clinical practice <b>Dr Stephanie Arnold</b>
17:05 – 18:00	SAS08	Introduction to Dermatoscopy and Interesting cases (Hall 3) <b>Prof Giuseppe Argenziano</b>
19:30 – 22:00		SAS evening Dinner @ Gusto
<b>Federation of the Royal Colleges of Physicians accredited session: 4 CPD credits</b>		

# Tuesday Overview

Time	Session Detail	Room	Page
08:00 – 12:00	British Society of Cutaneous Allergy	Hall 3	19 – 21
08:45 – 10:23	Clinicopathological Cases	Hall 1A	22
08:45 – 16:15	British Society for Dermatological Surgery	Hall 11	23 – 27
09:00 – 12:30	British Society for Skin Care in Immunocompromised Individuals	Hall 1B	28 – 30
10:30 – 11:00	Hot Topics	Exhibition Hall	78
10:40 – 10:55	Poster Presentations	Lower Galleria	79
11:00 – 16:15	British Society for Dermatopathology	Hall 1A	31 – 33
12:15 – 13:00	Pharma Workshop	Exhibition Hall	78
13:00 – 14:35	Guest Society Session - BSR and BRIT-PAC	Hall 1C	34
13:00 – 14:30	Senior Skin Group	Hall 12	35
13:15 – 14:15	Dermatology Teachers	Hall 1B	36
14:00 – 15:00	Online support materials for psychodermatology patients: learnings from the BAD's Skin Support project	Hall 13	37
14:30 – 15:00	Hot Topics	Exhibition Hall	78
14:40 – 14:55	Poster Presentations	Lower Galleria	79
15:00 – 15:30	Keynote Lecture: Prof Giuseppe Argenziano	Hall 1A	38
15:30 – 16:30	Plenary Session	Hall 1A	38
16:30 – 17:00	Keynote Lecture: Dr Christian Baum	Hall 1A	38
17:15 – 18:45	AGM – BAD members only	Hall 1A	
17:00 – 22:00	BADfest	Hall 3	11

# British Society for Cutaneous Allergy

**Date:** Tuesday 4th July  
**Time:** 08:00-12:00  
**Room:** Hall 3  
**Chair:** Dr Jason Williams & Dr Jonny Bourke  
 Dr Graham Johnston & Dr Mark Wilkinson

## Programme

08:00 – 08:30	AGM
08:30 – 09:00	<b>Prosser White Oration</b> The need to prevent Contact Allergy, a question of health improvement <b>Prof Ana Maria Gimenez-Arnau (Barcelona, Spain)</b>
09:00 – 09:10	CD01 What's in your wood? A case of airborne contact allergy to medium-density fibreboard <b>S.A. Chan and D.A. Thompson</b>
09:10 – 09:20	CD02 Gucci guilty: contact dermatitis to a luxury leather watch strap contaminated with dimethyl fumarate <b>S. Whitaker, T.M. Hughes and N. Stone</b>
09:20 – 09:30	CD03 A rarely reported contact allergy to ethyl cyanoacrylates in a continuous glucose sensor monitoring device in a child with diabetes, with a successful management outcome <b>A. Lowe, N. D'Souza and J. Hughes</b>
09:30 – 09:40	CD04 A story of steroids: 15 years' experience with the corticosteroids series <b>S. Mirhadi and D.A. Thompson</b>
09:40 – 09:50	CD05 Fragrance exposure in the U.K.: has there been a change during the last decade? <b>L. Webber, D. Keith, P. Walker-Smith and D. Buckley</b>
09:50 – 10:00	CD06 Fishy fingers: allergic contact dermatitis due to gallates found in fish bait <b>C. Mitchell, C. Reid and B. Pees</b>
10:00 – 10:10	CD07 Allergic contact dermatitis to panthenol <b>P. Mahendran and S. Wakelin</b>
10:10 – 10:20	CD08 Patch testing to meropenem following severe cutaneous adverse drug reaction <b>P. Mahendran, J. Brinsley, S. Farooque and S. Wakelin</b>



- 10:20 – 10:30 CD09 Think green: revisiting the plants series  
**S. Mirhadi and D.A. Thompson**
- 10:30 – 11:00 Break Exhibition Hall
- 11:00 – 11:20 **Guest lecture**  
The emerging problems with nail meth (acrylate) chemical allergy  
**Dr David Orton (London)**
- 11:20 – 11:30 CD10 'Dermatologically tested': what does it really mean?  
**N. Dinani, M. Patel and S. George**
- 11:30 – 11:40 CD11 An unusual case of a systemic delayed hypersensitivity reaction to Sodium metabisulfite  
**B. Guha-Niyogi and C.R. Holden**
- 11:40 – 11:50 CD12 Silicone sealants: an emerging occupational source of octylisothiazolinone sensitization  
**S.A. Chan and D.A. Thompson**
- 11:50 – 12:00 CD13 Facing the music: paediatric allergic contact dermatitis to nickel  
**S.Z. Jaulim and D.A. Thompson**

## Notes

---

---

---

---

---

---

---

---

---

---

---

---

---

---

---

---

---

---

---

---

---

---

---

---

---

---

---

---

---

---

## Posters

- CD14 Phenoxyethanol contact allergy: a Case series and literature review  
**J. Brockley and D.A. Thompson**
- CD15 More about methylisothiazolinone: the months of transition to full legislation  
**S. Mirhadi and D.A. Thompson**
- CD16 Benzophenones: more than a sunscreen sensitivity  
**S. Mirhadi and D.A. Thompson**
- CD17 Toluenesulfonamide formaldehyde resin: recognizing patterns  
**S. Mirhadi and D.A. Thompson**
- CD18 Alternative hair dye products for patients allergic to para-phenylenediamine: a practical approach  
**M. Krupiczkoj and P. Goldsmith**
- CD19 Gold: is it worth the weight?  
**C.-H. Tan and C. Green**
- CD20 We're satisfied! Results of a patient satisfaction survey of the regional patch test service  
**J. Xu and M. Shah**
- CD21 Cross-reactivity between chloroxylenol and chlorocresol  
**A. Spencer, S. Akhtar and A. Mughal**
- CD22 Contact allergic dermatitis to Disperse Blue 85 dye  
**J. Xu and M. Shah**
- CD23 New sources of the contact allergen sodium metabisulfite in commercial and prescribed topical products: a case series of 20 consecutive patients  
**N. Stemberidge, S. Arianayagam, D. Maslin and P. Todd**
- CD24 A survey of the treatment and management of patients with severe chronic spontaneous urticaria among U.K. dermatologists, allergists and immunologists  
**B. Ho, K. Heelan, L.S. Kosutic, R. Jones, J. Dua, J. Ingram and C. Flohr**
- CD25 All that itches: relevance of patch testing in persistent vulval pruritus  
**S.A. Chan, A. Rajasekaran and M. Chattopadhyay**
- CD26 Keloid scarring secondary to patch testing in a patient with atopic eczema  
**A. Ng and R. Rose**
- CD27 Unilateral palmar allergic contact dermatitis due to a walking-stick handle  
**M. Scorer and G. Johnston**

The poster viewing session will take place during the lunchbreak on Tuesday 4th July

# Clinicopathological Cases

Joint meeting with the British Society of Dermatopathology

**Date:** Tuesday 4th July  
**Time:** 08:45 – 10:23  
**Room:** Hall 1A  
**Chair:** Prof Rino Cerio & Dr Sara Edward

## Programme

- 08:45 – 08:52** CPC01 A battle against blood and blisters  
**C. Peng, E. Blessing, B. Bailiff and A. Ilchyshyn**
- 08:52 – 08:59** CPC02 Springing up in two shakes of a lamb's tail  
**E. Nic Dhonncha, J. Clowry, M. Donnelly and S. Field**
- 08:59 – 09:06** CPC03 When cellulitis isn't cellulitis: an atypical presentation of leprosy  
**N. Fadi Ahmed, Z.C. Venables, I. Helbling and M.J. Wiselka**
- 09:06 – 09:13** CPC04 Vulval swelling as the first presentation of Crohn disease in children: a report of three cases  
**T. Ahad, A. Riley, E. Martindale B. von Bremen and C. Owen**
- 09:13 – 09:20** CPC05 An unusual radiotherapy-related rash  
**W. Abdelrahman, L. Shum, D. McManus, M. Walsh and O. Dolan**
- 09:20 – 09:27** CPC06 Accelerated rheumatoid nodulosis in a patient on adalimumab for rheumatoid arthritis  
**E. Nic Dhonncha and L. Paul**
- 09:27 – 09:34** CPC07 A parasitic periumbilical portent  
**C. Maguire, A.-G.A. Selim, M. Philippidou, D. Creamer and R. Morris-Jones**
- 09:34 – 09:41** CPC08 A case of nivolumab (an antiprogrammed cell death-1 monoclonal antibody)-induced ichenoid dermatitis occurring in a patient with metastatic melanoma  
**C. Edwards and L. Fearfield**
- 09:41 – 09:48** CPC09 A case of cutaneous crystals associated with end-stage renal disease  
**C. Peng, E. Blessing, U. Eke and T. Shim**
- 09:48 – 09:55** CPC10 Resolution of primary cutaneous anaplastic large cell lymphoma with rapamycin  
**S.T. Ngu, P. French, C. Jury D. Bilisland and R. Hague**
- 09:55 – 10:02** CPC11 A rare case of multiple eruptive clear cell acanthoma  
**K. Eustace, K. Ngan, N. Khirwadkar and J. Crem**
- 10:02 – 10:09** CPC12 A case of keratoacanthoma centrifugum marginatum  
**S. Mehrtens, I. de la Hera, A. Fleming and S. Shankar**
- 10:09 – 10:16** CPC13 Keloidal scleroderma: a rare variant of systemic sclerosis  
**N. Lee, A. Debroy Kidambi, W. Merchant and P. Laws**
- 10:16 – 10:23** CPC14 A case series of immunotherapy-induced blistering skin disease occurring in association with nivolumab [an antiprogrammed cell death (PD)-1 monoclonal antibody] and pembrolizumab (an anti-PD-ligand 1 monoclonal antibody)  
**C. Edwards and L. Fearfield**

# British Society for Dermatological Surgery

**Date:** Tuesday 4th July  
**Time:** 08:45-16:15  
**Room:** Hall 11  
**Chair:** Dr Walayat Hussain & Dr Raj Mallipeddi  
 Dr Vindy Ghura & Dr Steve Keohane  
 Dr Raj Mallipeddi & Dr Vindy Ghura

## Programme

- 08:45 – 08:52** DS01 British Association of Dermatologists national audit on nonmelanoma skin cancer excision 2016  
**D. Keith, D. de Berker, A. Bray, A. Brain and M.F. Mohd-Mustapa**
- 08:52 – 08:59** DS02 Pleomorphic dermal sarcoma: a tertiary-referral centre 5-year surgical experience  
**I. Logan, K. Vroobel and C. Perrett**
- 08:59 – 09:06** DS03 Identifying patient characteristics that make Mohs micrographic surgery an inappropriate treatment for nonmelanoma skin cancer in an ageing population: pilot study survey results  
**N. Spierings and C. Lawrence**
- 09:06 – 09:13** DS04 Anxiolytic use before Mohs micrographic surgery  
**G. McIntyre, M. Ferguson, C. Fleming and A. Affleck**
- 09:13 – 09:20** DS05 Triple medicine combination injection, a new cocktail to combat keloids in the present era: a prospective clinical study  
**R. Velurethu, V. B, M. Shamanur and G. Patni**
- 09:20 – 09:27** DS06 Intralesional cryotherapy for enhancing the involution of keloids: a clinical study  
**G. Patni, R. Velurethu, M. Shamanur and V. B**
- 09:27 – 09:34** DS07 Ectropion repair techniques for the dermatological surgeon  
**J.M.E. Boggs, M.J. Lavery, B. Wynne, P. Ormond and R.B.M. Barry**
- 09:34 – 09:41** DS08 Dermoscopic examination of basal cell carcinoma margins before Mohs surgery does not reduce the number of Mohs stages  
**P. Jayasekera, J. Dodds, T. Oliphant, J. Langtry and C. Lawrence**
- 09:41 – 09:48** DS09 Guidelines for safe diathermy/electrosurgery in patients with cardiac rhythm devices undergoing skin surgery  
**B. Wright, D. Keith and A. Bray**
- 09:48 – 09:55** DS10 Cochlear implants: should monopolar diathermy be avoided?  
**A. Sharma and S. Varma**
- 09:55 – 10:02** DS11 **QUICK FIRE RECON**  
 The utility of the Omega graft for full-thickness defects of the nasal ala and distal nose  
**C. Ward and W. Hussain**
- 10:02 – 10:09** DS12 **QUICK FIRE RECON**  
 Transposed island pedicle flap: a case series of 33 patients  
**P. Jayasekera, D. Brass, T. Oliphant, C. Lawrence and J. Langtry**

- 10:09 – 10:16 DS13 **QUICK FIRE RECON**  
Large lateral canthal defect requiring repair with a combination of cutaneous flaps  
**M. Lavery, J. Boggs, D. Wall and R.B.M. Barry**
- 10:16 – 11:00 Break Exhibition Hall
- 11:00 – 11:07 DS14 Prospective study comparing the use of ex vivo fluorescence confocal microscopy and traditional frozen-section pathology in Mohs micrographic surgery of basal cell carcinoma  
**E. Craythorne, E. Damato, M. Pavel, V. Cornelius, A. Coleman, R. Meys and R. Mallipeddi**
- 11:07 – 11:14 DS15 A comparative study between transplantation of autologous noncultured epidermal cell suspension prepared by a conventional laboratory method vs. a four-chamber method in stable vitiligo  
**S. Mrigipuri, D. Parsad and S. Kumaran**
- 11:14 – 11:21 DS16 Feasibility of using the Skin Cancer Quality of Life Impact Tool in nonmelanoma skin cancers  
**G. Wali, L. Kelly, E. Gibbons and R. Matin**
- 11:21 – 11:28 DS17 Infection control practices in Mohs micrographic surgery: a U.K. national survey  
**B. Chan, F. Al-Niaimi and R. Mallipeddi**
- 11:28 – 11:35 DS18 Why and when Mohs surgery at sites other than the head and neck is used: a retrospective analysis of 5878 patients  
**M. Lynch and R. Mallipeddi**
- 11:35 – 11:42 DS19 **QUICK FIRE RECON**  
Full-thickness lower eyelid loss following Mohs tumour extirpation: time for a rethink on reconstruction?  
**N. Lee, C. Ward and W. Hussain**
- 11:42 – 11:49 DS20 **QUICK FIRE RECON**  
Outcomes of nasal ala reconstruction with composite chondrocutaneous auricular grafts: keeping the skin on  
**B. Chan, A. Ah-Weng, R. Patalay, E. Tsele and R. Mallipeddi**
- 11:49 – 11:56 DS21 Preoperative blood pressure does not predict bleeding risk in Mohs surgery patients  
**P. Jayasekera, J. Dodds, A. Kai, T. Oliphant, J. Langtry and C. Lawrence**
- 11:56 – 12:03 DS22 Rapid preparation of high-quality Mohs micrographic surgery tissue using a new embedding system  
**J.M.E. Boggs, M.J. Lavery, M. Monks, B. Wynne, P. Ormond and R.B.M. Barry**
- 12:03 – 12:10 DS23 Erbium-glass laser in the treatment of facial scars in patients with dark skin types  
**R. Bansal**
- 12:10 – 12:17 DS24 The use of patient-led smartphone photography in dermatological surgery  
**L.J. van Vugt, F. Xie, A. Paolino and S. Rai**
- 12:17 – 12:24 DS25 A digital image capture cut-up table for Mohs gross specimens  
**J.M.E. Boggs, M.J. Lavery, M. Monks, B. Wynne, P. Ormond and R.B.M. Barry**
- 12:24 – 12:31 DS26 Change in size of basal cell carcinomas from referral to Mohs micrographic surgery: does the waiting list negate the benefits?  
**S. Ball, A. Choa, D. Veitch, L. Naysmith and S. Rice**

- 12:31 – 13:30 Lunch Exhibition Hall
- 13:30 – 14:15 **FOCUS SESSION**  
Surgical Top Tips  
**Dr Walayat Hussain**
- 14:15 – 14:45 **Guest Lecture**  
Challenging Cases I have learned from the most: lessons from the Mayo Clinic  
**Dr Christian Baum (Rochester, USA)**  
*The attendance of Dr Christian Baum to give this lecture has been facilitated by LEO Pharma*
- 14:45 – 15:00 Break Exhibition Hall
- 15:00 – 15:30 Guest Lecture: **Prof Giuseppe Argenziano (Naples, Italy)** – Hall 1A
- 15:30 – 16:15 AGM
- 16:30 – 17:00 Guest Lecture: **Dr Christian Baum (Rochester, USA)** – Hall 1A

### Notes

---

---

---

---

---

---

---

---

---

---

---

---

---

---

---

---

---

---

---

---

---

---

---

---

---

---





# Posters

- DS27 A 'Lilliputian-O2' approach to ensuring good-quality specimens during Mohs surgery  
**C. Ward, N. Lee and W. Hussain**
- DS28 Alginate molds and surface profilometry: an objective tool to evaluate postacne facial scars  
**A. Sarkate, S. Ghate and R. Dhurat**
- DS29 A clinical feasibility study using an integrated skin-marking device designed for imaging with optical coherence tomography  
**S. Manam, A. Coleman, R. Mallipeddi, E. Craythorne and R. Patalay**
- DS30 Models for the use of fluorescent confocal microscopy in a Mohs micrographic surgery service  
**G. McIntyre, H.Y. Koh, D. Allen and C. Fleming**
- DS31 Actinic cheilitis of the lower lip: should we be advocating vermilionectomy as the treatment of choice?  
**C. Ward and W. Hussain**
- DS32 Preoperative factors can predict surgical complexity in Mohs micrographic surgery  
**H.Y. Koh, G. McIntyre, A. Affleck and C. Fleming**
- DS33 A qualitative study of the role of volunteering within a Mohs service  
**G. McIntyre, L. Hay, C. Fleming and A. Affleck**
- DS34 A scalp surgical pearl: the staple sandwich  
**R. Bhutani, C. Ward and W. Hussain**
- DS35 An unusual umbilical nodule  
**C. Ward, A. Boon and W. Hussain**
- DS36 Leptomeningeal melanomatosis: a subtle complication of melanoma  
**A. Cummin, C. Mitchell, J. Hately and A. Belgi**
- DS37 Experience of the Patient and Observer Scar Assessment Scale (POSAS) to evaluate scars following Mohs micrographic surgery: a useful tool for the dermatological surgeon  
**J. Collins, R. Motley, C. Roberts, Y. Oon and R. Abbott**
- DS38 Parotid fistula: management of a rare complication  
**A. Sharma and S. Varma**
- DS39 Glue for grafts: an alternative to sutures to secure a full-thickness skin graft  
**N. Spierings and T. Oliphant**
- DS40 Pre-emptive intra-auricular electrosurgical resurfacing of cylindromas as a strategy to prevent conductive deafness in CYLD cutaneous syndrome  
**N. Rajan and J. Langtry**
- DS41 Intravascular basal cell carcinoma: what to do next?  
**A. Sharma, D. Veitch, S. Elsheikh, M. Bamford, D.J. McKenna and S. Varma**
- DS42 The O to Z flap for repair of post-Mohs surgical defects of the medial canthal region  
**J.M.E. Boggs, M.J. Lavery, B. Wynne, P. Ormond and R.B.M. Barry**
- DS43 Are dermatology trainee surgical facilities up to scratch? A multicentre service evaluation  
**N. Sathyanarayana, G.A. Fremlin and B.C. Gee**

- DS44 Electronic cigarettes: what the dermatological surgeon needs to know  
**A. Sharma and S. Varma**
- DS45 'Living With Melanoma': an awareness and education programme for patients post-treatment  
**G. Wali, K. Ford, A. Andrews and R. Clayton**
- DS46 Approaching a challenging paracentral upper-lip surgical defect  
**C. Ward and W. Hussain**
- DS47 Pilot study of the introduction of ex vivo fluorescence confocal microscopy into a Mohs service with identification of current barriers to integration  
**G. McIntyre, H.Y. Koh, D. Allen and C. Fleming**
- DS48 Utilization of an electrical impedance spectroscopy system in a National Health Service setting in a pigmented lesion clinic as an adjuvant to dermoscopy and clinical history  
**C. Henderson and B. Pees**
- DS49 Evaluation and validation of a Mohs surgery trainee rating assessment form in a dermatology Mohs teaching unit  
**Y. Oon and R. Abbott**
- DS50 The enigma of posterior ear basal cell carcinomas: the largest reported case series treated with Mohs micrographic surgery  
**S.P. Manam and R. Mallipeddi**
- DS51 'Natural' topical therapies don't lead to healthy surgical defects  
**M. Lavery, J. Boggs, D. Wall, P. Ormond and R.B.M. Barry**
- DS52 If you don't put your finger on it, you'll put your foot in it: not every scalp lesion is a cyst!  
**N. Harper, S. Orpin and A. Heagerty**
- DS53 Bilobed and trilobed flap reconstruction of large medial-cheek wounds following Mohs surgery  
**N. Spierings, T. Oliphant and J. Langtry**
- DS54 Clinicopathological features of plantar basal cell carcinoma treated with Mohs micrographic surgery  
**S. Brown, N. Rajan, T. Oliphant and J. Langtry**
- DS55 The importance of surgical instrument review: keeping it sharp  
**E. Corden and A.C. Sherley-Dale**

**The poster viewing session will take place during the lunch break on Tuesday 4th July**

## Notes

---



---



---



---



---



---



---



---

# British Society for Skin Care in Immunocompromised Individuals

**Date:** Tuesday 4th July  
**Time:** 09:00 – 12:30  
**Room:** Hall 1B  
**Chair:** Dr Tanya Basu & Dr Helen Ramsay  
 Dr Conal Perrett & Dr Ferina Ismail

## Programme

09:00 – 09:05		Welcome & Introduction by <b>Professor Charlotte Proby</b>
		<b>INTERACTIVE CASE DISCUSSION</b>
09:05 – 09:10	BI01	Long-term mucocutaneous adverse effects of imatinib in Asian patients with chronic myeloid leukaemia <b>K. Vinay, U. Yamanandra, S. Dogra, V. Suri, S. Kumari, A. Khadwal, G. Prakash, D. Lad, S. Varma and P. Malhotra</b>
09:10 – 09:15	BI02	Solitary ulcer in the immunosuppressed <b>N. Mathe, E. Ieremia, W. Perkins and R.N. Matin</b>
09:15 – 09:20	BI03	A fatal case of undiagnosed HIV on biological therapy for severe psoriasis <b>K. Bansal, E. Toumbis, H. Fawcett and J. Holder</b>
09:20 – 09:25	BI04	Sustained response of graft-versus-host disease-associated angiomatosis treated with propranolol <b>A.D. Kidambi and P. Laws</b>
09:25 – 09:30		<b>DISCUSSION TIME</b>
09:30 – 09:35	BI05	Phaeohyphomycotic cyst due to <i>Medicopsis romeroi</i> in an immunosuppressed patient <b>S. Patel, D. O'Driscoll, N. Bhandary, M. Mohteshamzadeh, A. Pay, E. Johnson, H. Malhomme de La Roche and S. Goolamali</b>
09:35 – 09:40	BI06	What lies beneath: remember to 'think deeper' when treating a nonhealing lesion in the immunosuppressed <b>P. Mohandas, J. Batchelor, D. Green and S. Milner</b>
09:40 – 09:45	BI07	Secondary cutaneous aspergillosis in a renal transplant recipient <b>H. Leeman, N. Krassilnik, P. Bass and V. Swale</b>
09:45 – 09:50	BI08	Treatment of Merkel cell carcinoma with pembrolizumab in a patient with psoriasis and psoriatic arthritis <b>L. Roche, M. Murphy and D. Power</b>

09:50 – 09:55		<b>DISCUSSION TIME</b>
09:55 – 10:30	BIGL	<b>Guest Lecture:</b> Continuing challenges in transplant dermatology: Perspectives from the Mayo Clinic <b>Dr Christian Baum (Rochester, USA)</b>
10:30 – 11:10	Break	Exhibition Hall
		<b>CLINICAL RESEARCH REPORTS</b>
11:10 – 11:18	BI09	Sun protection in patients with chronic lymphocytic leukaemia: do we need to educate more? <b>G. Harrop, R. Al-Khatib, A. Khalid, K. Gelly and C. Green</b>
11:18 – 11:26	BI10	Creation of a clinical tool for diagnosis and treatment of skin disease in HIV- positive patients in Malawi <b>A. Huffman, F. Tembo, S. Gibbs and J. Hartland</b>
11:26 – 11:34	BI11	Patient preferences for actinic keratosis treatments: a decision choice experiment <b>D. Kopasker, A. Kwiatkowski, C. Harwood, R. Matin, G.N. Wali, F. Ismail, J. Lear, J. Thomson, Z. Hasan, A. Milligan, L. Crawford, R. Blundred, C. Proby and P. Allanson</b>
11:34 – 11:39		<b>DISCUSSION TIME</b>
11:39 – 11:47	BI12	A retrospective case review of dermatoses found after solid organ transplant in dark-skinned patients at a tertiary transplant centre <b>A. Paolino and S. Rai</b>
11:47 – 11:55	BI13	Daylight photodynamic therapy for the management of actinic keratoses in renal transplant recipients: a pilot study <b>L. Griffin, F. Ismail, R. Matin and J. Lear</b>
11:55 – 12:03	BI14	Teledermatology as a method of triaging dermatological complaints in organ transplant recipients <b>Z. Hasan, R. Goiriz, R. Mokbel, P. Dewan, J. Gale, B. Thomas, M. Krupiczkojic and C. Harwood</b>
12:03 – 12:08		<b>DISCUSSION TIME</b>
12:10 – 12:30		AGM

## Notes

---

---

---

---

---

---

---

---

---

---

## Posters

- BI15 An enigma in the oral cavity of an immunocompromised patient  
**A. Sarkate, S. Ghate and R. Dhurat**
- BI16 Double jeopardy: cutaneous coinfection with both typical and atypical mycobacteria  
**G. Dabas, T. Narang, K. Sharma and S. Dogra**
- BI17 Not just another basal cell carcinoma in a renal transplant recipient  
**K. Molloy, J. Clowry, L. Nestor, A. Salim, M. Connolly and A.-M. Tobin**
- BI18 Photoprotective behaviours in an Irish at-risk inflammatory bowel disease population  
**C. Gallagher, A. Ridge, D. Kevans, D. McNamara and A.-M. Tobin**
- BI19 Skin cancer risk awareness and sun protective behaviour in renal transplant recipients  
**N. Lane, L. Pairman, A. Holme and W. Metcalfe**
- BI20 Poster withdrawn
- BI21 Characterization of the methylome of a preclinical model of cutaneous squamous cell carcinoma identifies intronic hypermethylation of Filip11, a novel tumour suppressor gene and Wnt signalling inhibitor  
**K. Roth, E.V. Knatko, M. Higgins, T. de Meyer and A.T. Dinkova-Kostova**
- BI22 Recurrent oral verruciform xanthoma associated with chronic graft-versus-host disease in a stem cell transplant recipient  
**A. Lloyd-Lavery, S. Bond, K. Shah, M. Shephard and R.N. Matin**
- BI23 Panniculitis secondary to Mycobacterium chelonae in an immunosuppressed patient  
**N. Rouhani, N. Ponnambath and J. Harrison**
- BI24 Adalimumab-induced cutaneous and pulmonary sarcoidosis-like reaction  
**H.J. Whitehouse and N. Aldoori**
- BI25 Adenoid cystic carcinoma in the immunosuppressed patient  
**L. Nestor, S. Ni Raghallaigh, A. Flynn, J. Clowry and A.- M. Tobin**
- BI26 Implications of malignant melanoma in a young haemodialysis-dependent patient awaiting simultaneous kidney and pancreas transplantation  
**L. Kirby and A. Banerjee**
- BI27 Vulval ulceration: a rare complication of foscarnet therapy  
**A. Lloyd-Lavery, P. Mason and S.M. Cooper**
- BI28 Tattooing in the immunosuppressed: hold your dermatoscopes tight  
**U. Popli and P.D. Yesudian**
- BI29 Cutaneous necrobiotic xanthogranuloma due to B-cell chronic lymphocytic leukaemia with full remission from treatment with chlorambucil and obinutuzumab  
**L. Asfour and P. Mortimer**
- BI30 A case of disseminated varicella zoster virus infection with encephalitis in an immunosuppressed patient  
**C. Byrne, A. Deegan and J. McManus**
- BI31 Disseminated varicella in a patient on mycophenolate mofetil for lupus nephritis  
**L. Kirby and E. Domanne**
- BI32 Recurrent herpes zoster leading to a diagnosis of complement C2 deficiency and systemic lupus erythematosus  
**S. Whitaker and N. Stone**

The poster viewing session will take place during the AM coffee break on Tuesday 4th July

## British Society for Dermatopathology

**Date:** Tuesday 4th July  
**Time:** 11:00-16:15  
**Room:** Hall 1A  
**Chair:** Dr Paul Craig & Arti Bakshi

## Programme

**11:00 – 11:05** Introduction and comments on posters

**11:05 – 11:50**

**Joint BAD/BSA Neil Smith Lecture**

Skin cancer datasets: a means towards the best personalised and population- based dermatological care

**Dr David Slater (Sheffield & Chesterfield)**



Skin cancer datasets comprise nationally agreed and standardised core evidence –based information, that is required by clinicians to provide the best personalised dermatological care for the management, treatment and prognosis of skin cancer. Although authored and published by the Royal College of Pathologists, they are NICE accredited, have a content based on substantial clinical input from the BAD and thereby enjoy clinical ownership. They facilitate research excellence and also constitute the basis of population- based dermatological care, by acting as a primary information source for both the NHS Clinical Outcomes and Services Dataset and the Public Health England National Cancer Registration and Analysis Service. This presentation will provide a clinically relevant update on topical areas in skin cancer datasets, including the new TNM 8 staging, margin terminology and status and disease classification. The recent BAD national audit on non-melanoma skin cancer will be crucial in deciding whether changes are required in the new forthcoming 3rd edition of the datasets. Open consultation is paramount to achieve this aim.

**11:50 – 12:45** Lunch Exhibition Hall

**12:45 – 12:54**

DP01 Defining the boundaries in primary cutaneous B-cell lymphomas

**E. Donnelly, J. Kluk, M. Ally, L. Pincus, W. Kempf, A. Subtil, L. Karai, U. Sundram, D. Sahni, S. Schieke and A. Robson**

**12:54 – 13:03**

DP02 Pleomorphic dermal sarcoma: clinicopathological features and outcomes from a 5-year tertiary referral centre experience

**I. Logan, K. Vroobel and C. Perrett**

**13:03 – 13:12**

DP03 Interobserver variability in assessment of histopathological criteria of primary cutaneous melanoma: experience of a U.K. regional specialist melanoma centre

**B. Bhoyrul, B. Mathew, H. Peach and A. Mitra**

**13:12 – 13:18**

DP04 A rare case of metastatic paraganglioma with cutaneous involvement

**L. Ferguson and C. Holden**

**13:18 – 13:24**

DP05 Breslow density is an independent prognostic factor that has potential value for upstaging cutaneous malignant melanoma

**G. Saldanha, J. Yarrow, J. Pancholi, H. Rashed and M. Bamford**

- 13:24 – 13:30 DP06 The clinical management and pathological diagnosis of atypical melanocytic lesions  
**P.N. Lim, I. Kotb, F. Meredith and E. Husain**
- 13:30 – 13:36 DP07 Carcinosarcoma with rhabdomyosarcomatous differentiation: an extremely rare nodule on the cheek  
**A. Sharma, D. Srinivasan, S. Elsheikh and S. Varma**
- 13:36 – 13:42 DP08 T-cell-rich angiomatoid polypoid pseudolymphoma of the skin (TRAPP): a case report  
**P. Arzpayma, A. Anstey and E. Raweily**
- 13:42 – 13:48 DP09 Clinicopathological analysis of oral pemphigus in a specialist dermatology–oral medicine clinic  
**S.R.L. Adair, D.J. Finn, S. Singhota, B.P. Rajlawat, D.J. Holt, G. Burnside, A.Triantafyllou and P.D. Yesudian**
- 13:48 – 13:54 DP10 Histological features of two new clinical expressions of IgG4-related skin disease: acquired keratoderma and panniculitis  
**Z. Laftah, W. Rickaby, B. Martin, K. Semkova, E. Calonje, P.R. Morgan, A. Boyce, J.E.Mellerio, E. Benton, D.P. D’Cruz, S. Sangle and D.H. McGibbon**
- 13:54 – 14:00 DP11 Heparin-responsive, sunlight-triggered panniculitis in a patient with discoid lupus erythematosus and antiphospholipid antibodies  
**S.F. Hill, A.R. Robson, N. Almaani, D.P. D’Cruz, S.R. Sangle, G.K. Perera and D.H. McGibbon**
- 14:00 – 14:30 **Guest Lecture:**  
Cutaneous lymphoma and the 2016 revision of the WHO classification of lymphoid neoplasms  
**Dr Alistair Robson (LD Path Group)**
- 14:30 – 15:00 Break Exhibition Hall
- 15:00 – 15:30 Guest Lecture: **Professor Giuseppe Argenziano (Naples, Italy)** – Hall 1A
- 15:45 – 16:15 AGM – Hall 1B

## Notes

---

---

---

---

---

---

---

---

---

---

---

---

---

---

---

---

---

---

---

---

---

---

---

---

---

---

## Posters

- DP12 The use of BRAF V600E immunohistochemistry in the diagnosis of dedifferentiated/undifferentiated melanoma  
**C. Murray, D. Abu-Sinn, J. Fitzgibbon and C. Heffron**
- DP13 Atypical fibroxanthoma: histological and immunohistochemical review of 98 cases from a single centre  
**C. Waites, M. Kadri, K. Sherring and M. Petkar**
- DP14 Clear cell atypical fibroxanthoma: report of three cases of an uncommon variant of atypical fibroxanthoma  
**C. Waites, K. Sherring, M. Kadri, A. Kempalingaiah and M. Petkar**
- DP15 The diagnostic significance of upper epidermal apoptotic keratinocytes in adult-onset Still disease and juvenile idiopathic arthritis  
**D. Cummins, C.M. Stefanato, B. Martin, N. Wilkinson, G. Coakley, C. Flohr, D.P. D’Cruz, C.E. Grattan and D.H. McGibbon**
- DP16 The diagnostic conundrum of atypical vascular neoplasms associated with ipsilateral postradiation lymphoedema  
**R. Waas, A. Robson and G. Hill**
- DP17 The many faces of Rosai–Dorfman disease  
**A. Salam, B.S. Martinez-Falero, W. Rickaby, E. Lanaspri, A. Razvi, J. Ross, G.N. Franco and E. Calonje**
- DP18 Indolent CD8-positive lymphoid proliferation of the ear  
**G. Kelly, J. Aird, M. Redmond and M. O’Kane**
- DP19 Striking epidermotropism: a case of pagetoid reticulosis presenting as three acral psoriasiform plaques in a young female patient  
**K. Jerrom, D. Jackson, I. Zaki, D.Cundell, Z. Rudzki, R. Muc and J. Scarisbrick**
- DP20 A rare case of nasal angiosarcoma presenting as rhinophyma  
**Y. Teo, E. Calonje, A. Giles and S. Hoque**
- DP21 Rare malignant scalp tumour: a case of intraextracranial meningioma  
**M.-A. Gkini, D. Markiewicz, N. Wijesuriya, R. Phadke, R. Cerio and M. Arunachalam**
- DP22 Lymphoepithelioma-like carcinoma of the skin: a rare primary cutaneous carcinoma presenting as a metastatic cervical lymph node  
**K. Sherring, C. Waites, M. Kadri and M. Petkar**
- DP23 Skin cancers in black skin: epidermodysplasia verruciformis incognito  
**P. Dewan, L. Mitchell, G. Moir, N. Wijesuriyu, R. Cerio and C. Harwood**
- DP24 Hypopigmented mycosis fungoides in children: a hide-and-seek for the dermatopathologist  
**S. Weston, S. Baron, K. Semkova and D. Greenblatt**

The poster viewing session will take place during the lunch break on Tuesday 4th July





# Guest Society Session - BSR and BRIT-PAC

**Date:** Tuesday 4th July  
**Time:** 13:00-14:35  
**Room:** Hall 1C  
**Chair:** Dr Peter Lanyon & Dr Ruth Murphy

## Programme

- 13:00 – 13:05 Welcome – **Dr Ruth Murphy**
- 13:05 – 13:30 The Tc17 cell in PSA  
**Dr Bruce Kirkham (London)**
- 13:30 – 13:55 Screening for musculoskeletal disease in psoriasis  
**Dr Philip Helliwell (Leeds)**
- 13:55 – 14:35 Who should screen for musculoskeletal disease in psoriasis and how?  
Chair: **Dr Philip Helliwell (Leeds)**
- 13:55 – 14:05 **Prof Neil McHugh, Rheumatology (Bath)**
- 14:05 – 14:15 **Dr Richard Warren, Dermatology (Manchester)**
- 14:15 – 14:25 **Dr Graham Davenport, Primary care representative (Keele)**
- 14:25 – 14:35 **Discussion**

## Notes

---

---

---

---

---

---

---

---

---

---

---

---

---

---

---

---

# Senior Skin Group

**Date:** Tuesday 4th July  
**Time:** 13:00-14:30  
**Room:** Hall 12  
**Chair:** Dr Maggie Kirkup

## Programme

- 13:00 – 13:45 SG1 Managing skin cancers in the frail elderly  
**Dr Louise Fearfield (London)**
- 13:45 – 14:30 AGM and light refreshments

## Notes

---

---

---

---

---

---

---

---

---

---

---

---

---

---

---

---

# Dermatology Teachers

**Date:** Tuesday 4th July  
**Time:** 13:15-14:15  
**Room:** Hall 1B  
**Chair:** Dr Mini Singh & Dr Stuart Cohen

## Programme

- 13:15 – 13:30 DT04 Developing an effective strategy for educating general practitioners about dermatology  
**N. Spierings**
- 13:30 – 13:45 DT02 Skin is in the eye of the beholding junior doctor  
**P. Patel and N. King**
- 13:45 – 14:00 DT03 Survey of general practitioner trainee confidence in meeting learning outcomes in the dermatology curriculum  
**D. Ismail and V. Madhwapathy**
- 14:00 – 14:15 DT01 Dermatopathology training for dermatology trainees in the U.K.: a survey of current perspectives and the utility of a 1-day training course  
**L. Ferguson, L. Thomas and E. Ong**

## Posters

- DT05 Dermatology webinars for general practitioners: a practical and effective way to educate?  
**R. Hambly, C. Ryan, P. Collins, A. Lally, B. Moriarty, S. Rogers, B. Kirby and R. Hughes**
- DT06 'Idermify': does using practical illustration and verbal description in a game format improve recognition and confidence in describing common skin lesions?  
**R. Sheppard, T. Millard, A. Samuels and P. Davies**
- DT07 Survey of medical nursing staff knowledge of dermatological treatments  
**M.L. Lovgren and G. Wylie**

The poster viewing session will take place during the lunch break on Tuesday 4th July

# Online support materials for psychodermatology patients: learnings from the BAD's Skin Support project

**Date:** Tuesday 4th July  
**Time:** 14:00-15:00  
**Room:** Hall 13  
**Chair:** Dr Andrew Thompson

The British Association of Dermatologists (BAD) Skin Support project ([www.skinsupport.org.uk](http://www.skinsupport.org.uk)), a Department of Health funded website providing psychological support for people with skin conditions.

## Programme

- 14:00 – 14:05 Welcome and introduction  
**BAD Communications team member**
- 14:05 – 14:20 A brief tour of the content of [www.skinsupport.org.uk](http://www.skinsupport.org.uk)  
**BAD Communications team member**
- 14:20 – 14:35 Cognitive behavioural self-help interventions for people living with skin conditions: Findings from evaluation of some of the materials contained on [www.skinsupport.org.uk](http://www.skinsupport.org.uk)  
**Dr Andrew Thompson (Sheffield)**
- 14:35 – 14:50 Feedback and evaluation of [www.skinsupport.org.uk](http://www.skinsupport.org.uk) platform and content  
**Kerry Montgomery (Sheffield), Prof Steven Ersser (Leeds) and Dr Andrew Thompson (Sheffield)**
- 14:50 – 15:00 Where next for [www.skinsupport.org.uk](http://www.skinsupport.org.uk) - questions from the audience and brief panel discussion  
**Dr Andrew Thompson (Sheffield) and BAD Communications team**

## Notes

---

---

---

---

---

---

---

---

---

---

# Plenary Session

**Date:** Tuesday 4th July  
**Time:** 15:00-17:00  
**Room:** Hall 1A  
**Chair:** Dr Nick Levell & Dr Ruth Murphy

## Programme

**15:00 – 15:30** **Keynote Lecture** - Introduced by Dr Nick Levell  
 Time to use the dermatologist stethoscope?  
**Prof Giuseppe Argenziano (Naples, Italy)**



The introduction of dermoscopy in dermatology revealed structures and features invisible to the naked eye, providing additional morphologic information during clinical examination of a skin lesion. The technique has been applied to the evaluation of melanocytic tumors, with research efforts focusing mainly on the identification of dermoscopic characteristics of melanoma. With time, the value of dermoscopy in improving melanoma detection was established, and the technique gained global acceptance for the assessment of pigmented skin tumors.

More recently, several investigators reported on dermoscopic patterns of non-pigmented tumors, as well as non-neoplastic dermatoses. The latter were based on the observation that, apart from pigmentation structures formed by melanin deposition, dermoscopy may also reveal vascular alterations, color variegations, follicle disturbances, and other features invisible to the unaided eye. The dermatoscope is now equivalent to the dermatologist's stethoscope, providing a clinician experienced in the technique with additional information on the morphology of skin lesions or eruptions.

**15:30 – 16:00** IL1 Invited Lecture  
 Challenging cases with a dermatology/rheumatology interface and how to secure funding for them  
**Dr Peter Lanyon (Nottingham)**

**16:00 – 16:30** IL2 Invited Lecture  
 Medical Education Reform  
**Prof Wendy Reid (London)**

**16:30 – 17:00** KL2 **Keynote Lecture** - Introduced by Dr Nick Levell  
 Changing paradigms in the classification and management of high risk SCC: perspectives from the Mayo Clinic  
**Dr Christian Baum (Rochester, USA)**



The term "high-risk cutaneous squamous cell carcinoma" (HRSCC) has been variably applied over time and, currently, there is no uniformly accepted definition of the entity. In recent years, a body of outcomes data has been published that quantifies risk factors for local recurrence, nodal metastasis and disease-specific death from cutaneous squamous cell carcinoma. Based on these data, and existing paradigms for other cutaneous malignancies, we propose an evidence-based definition for HRSCC that is being applied at Mayo Clinic. Specific adjuvant and staging modalities of these tumors will be reviewed and discussed, along with implications for clinical management of affected patients.

# Wednesday Overview

Time	Session Detail	Room	Page
07:30 – 08:30	Christian Medical Fellowship Breakfast	Hall 4B	
07:45 – 08:30	LEO Pharma Sponsored Symposium	Hall 3A	40
07:45 – 08:30	UCB Pharma Sponsored Symposium	Hall 3B	41
08:45 – 12:45	Plenary session - Medical Dermatology	Hall 1A	42
08:45 – 12:30	British Cosmetic Dermatology Group	Hall 1C	43 – 44
09:00 – 12:30	BADGEM	Hall 1B	45 – 46
09:00 – 10:15	BADBIR	Hall 12	47
10:30 – 11:00	Hot Topics	Exhibition Hall	78
10:30 – 10:50	Poster Presentations	Lower Galleria	79
13:00 – 14:00	Sanofi Genzyme Sponsored Symposium	Hall 3A	48
13:00 – 14:00	Medac Sponsored Symposium	Hall 3B	49
13:00 – 14:00	La Roche-Posay Sponsored Symposium	Hall 11B & C	50
14:00 – 15:15	Scientific Session – Submitted papers	Hall 1A	51
14:00 – 15:30	British Society for Investigative Dermatology	Hall 1C	52
14:00 – 17:00	British Teledermatology Society	Hall 11A	53
14:15 – 17:00	Psychodermatology	Hall 1B	54 – 55
14:15 – 15:30	Historical Symposium	Hall 12	56 – 57
15:30 – 16:00	Hot Topics	Exhibition Hall	78
15:30 – 15:50	Poster Presentations	Lower Galleria	80
16:00 – 16:30	Keynote Lecture: Professor James Elder	Hall 1A	59
16:30 – 18:00	Plenary Session	Hall 1A	59
16:30 – 18:00	UK TREND	Hall 1C	58
18:15 – 19:00	Celgene Sponsored Symposium	Hall 3A	60
18:15 – 19:00	Janssen Sponsored Symposium	Hall 3B	61

## Sponsored Symposium: LEO Pharma

**Date:** Wednesday 5th July  
**Time:** 07:45 – 08:30  
**Room:** Hall 3A  
**Chair:** Dr Richard Warren



### Programme

#### The Past, Present And Future of Plaque Psoriasis Management

- 07:45 – 07:55** Welcome, Introduction and an overview of the changing biologic landscape in the UK  
**Dr Richard Warren (Manchester)**
- 07:55 – 08:10** Raising the bar for plaque psoriasis treatments - The clinical data  
**Professor Kristian Reich (Hamburg)**
- 08:10 – 08:25** The US biologics experience: What have we learnt?  
**Professor Mark Lebwohl (New York)**
- 08:25 – 08:30** Audience Q&A

### Notes

---

---

---

---

---

---

---

---

---

---

---

---

---

---

---

---

---

---

---

---

---

---

---

---

## Sponsored Symposium: UCB Pharma

**Date:** Wednesday 5th July  
**Time:** 07:45 – 08:30  
**Room:** Hall 3B  
**Chair:** Prof David Burden



### Programme

#### PsO-PsA-PsOrt-ed?

- 07:45 – 07:50** Welcome and Introduction  
**Prof David Burden (Glasgow)**
- 07:50 – 08:00** Psoriasis co-morbidities –what we can learn from BADBIR?  
**Prof Chris Griffiths (Manchester)**
- 08:00 – 08:15** Spotting Psoriatic Arthritis  
**Prof Brian Kirby (Dublin)**
- 08:15 – 08:25** PSORT of an update  
**Prof Nick Reynolds (Newcastle)**
- 08:25 – 08:30** Panel discussion and audience Q&A

### Notes

---

---

---

---

---

---

---

---

---

---

---

---

---

---

---

---

---

---

---

---

---

---

---

---



# Plenary Session - Medical Dermatology & Submitted Papers

**Date:** Wednesday 5th July  
**Time:** 08:45 – 12:45  
**Room:** Hall 1A  
**Chair:** Dr Ruth Lamb & Dr Tabi Leslie  
 Dr Michael Ardern-Jones & Dr Ian Coulson

## Programme

08:45 – 09:00	001	Dithranol therapy for alopecia areata <b>A. Daunton and M. Harries</b>
09:00 – 09:15	002	Chronic azathioprine treatment is causal in cutaneous SCC development and is associated with a novel mutational signature <b>C. Harwood, C. Proby, J. Wang, A. Nagano, L. Alexandrov, K. Purdie, C. Chelala, G. Inman and I. Leigh</b>
09:15 – 09:35	MD01	Management of dermatomyositis <b>Dr Simon Meggitt (Newcastle)</b>
09:35 – 09:50	003	Efficacy and safety of dupilumab with concomitant topical corticosteroids for up to 1 year in moderate-to-severe atopic dermatitis: a randomized, placebo-controlled phase III trial (CHRONOS) <b>A. Blauvelt, M. Gooderham, P. Foley, C.E.M. Griffiths, J.C. Cather, M. de Bruin-Weller, Y. Soo, B. Akinlade, N.M.H. Graham, G. Pirozzi and B. Shumel</b>
09:50 – 10:05	004	Abdominal obesity and insulin resistance are significant risk factors for liver fibrosis in a cohort of patients with severe psoriasis; results from a prospective, observational cohort study. <b>C. Maybury, H. Porter, C. Lewis, E. Kloczko, M. Duckworth, T. Dew, M. Crook, S. Natas, R. Miquel, T. Wong, C. Smith and J. Barker</b>
10:05 – 11:00	Break	Exhibition Hall
11:00 – 11:40	MD02	Medical Diagnostic and Therapeutic Pearls <b>Prof Mark Lebwohl (New York, USA)</b>
11:40 – 11:55	005	Personalizing adalimumab treatment of patients with psoriasis: a U.K., multicentre, longitudinal observational cohort study <b>N. Wilkinson, K. Bloem, T. Tsakok, M. Duckworth, T. Rispens, R. Warren, D. Burden, D. Stocken and C. Smith</b>
11:45 – 12:10	006	Persistence with second-line biological therapies in patients with psoriasis: a prospective observational cohort study from the British Association of Dermatologists Biologic Interventions Register (BADBIR) <b>I.Y.K. Iskandar, R.B. Warren, M. Lunt, K.J. Mason, I. Evans, K. McElhone, C.H. Smith, N.J. Reynolds, C.E.M. Griffiths and D.M. Ashcroft</b>
12:10 – 12:40	MD03	Update on severe cutaneous adverse drug reactions: findings of the multinational RegiSCAR-study <b>Prof Maja Mockenhaupt (Freiburg, Germany)</b>
12:40 - 12:45		BSMD awards

# British Cosmetic Dermatology Group – Cosmetic Dermatology for Medical Dermatologists

**Date:** Wednesday 5th July  
**Time:** 08:45 – 12:30  
**Room:** Hall 1C  
**Chair:** Dr Sean Lanigan

## Programme

08:45 – 08:50		Introduction <b>Dr Sean Lanigan (Birmingham)</b>
08:50 – 09:10	BCGL1	Current regulatory framework for Cosmetic Dermatology. Does it apply to the NHS? <b>Dr Tamara Griffiths (Manchester)</b>
09:10 – 09:30	BCGL2	What's new in Non-drug treatments for Acne? <b>Dr Alison Layton (Harrogate)</b>
09:30 – 09:40	BC01	A photometric scale for the assessment of atrophic photoageing <b>J. Ayer, R. Watson, P. Beck, E. Duncan-Parry, A. Ahmed and C.E.M. Griffiths</b>
09:40 – 09:50	BC02	Fractional CO2 laser resurfacing in the treatment of atrophic facial acne scars in Asian patients <b>V. Malhotra</b>
09.50b- 10:10	BCGL3	Updates on treatment for Rosacea <b>Dr Sean Lanigan (Birmingham)</b>
10:10 – 10:45	Break	Exhibition Hall
10:45 – 10:55	BC03	Dermoscopic evaluation and histopathological correlation of acquired dermal macular hyperpigmentation <b>K. Vinay, A. Bishnoi, D. Parsad, U. Saikia and S. Kumaran</b>
10:55 – 11:05	BC04	Oral tranexamic acid treatment in refractory melasma: a clinicohistomorphological study <b>S. Kumaran, N. Donthula, U. Nahar and D. Parsad</b>
11:05 – 11:30	BCGL4	BCDG Fellowship Report and Updates on treating pigmentary disorders: hyperpigmentation and hypopigmentation <b>Dr Faisal Ali (Manchester)</b>
11.30 - 11.50	BCGL5	An overview on skin cancer and cosmetic dermatology including scarring <b>Dr Emma Craythorne (London)</b>
11:50 – 12:00		Questions and Discussion
12:00 – 12:30		AGM





## Sponsored Symposium: Sanofi Genzyme

**Date:** Wednesday 5th July  
**Time:** 13:00 – 14:00  
**Room:** Hall 3A  
**Chair:** Prof Michael Cork

### Programme

#### Atopic dermatitis: Current and evolving therapies in its treatment

- 13:00 – 13:05** Welcome and introduction  
**Prof Michael J Cork (Sheffield)**
- 13:05 – 13:30** Evolving Concepts in Atopic Dermatitis and Implications for Targeted Therapies  
**Prof Emma Guttman-Yassky (New York)**
- 13:30 – 13:55** Existing and emerging therapies for atopic dermatitis, Clinical Trial Evidence, Biomarkers for Stratification and Patient Outcomes  
**Prof Michael J Cork (Sheffield)**
- 13:55 – 14:00** Audience Q&A

*This symposium has been developed and organised by Sheffield Dermatology Research at the University of Sheffield. It has been supported by an educational grant from Sanofi Genzyme, who have had no input into its content.*

### Notes

---

---

---

---

---

---

---

---

---

---

---

---

---

---

---

---

---

---

---

---

---

---

---

---

## Sponsored Symposium: medac

**Date:** Wednesday 5th July  
**Time:** 13:00 – 14:00  
**Room:** Hall 3B  
**Chair:** Dr Richard Warren



### Programme

#### METOP Trial – Benefits of subcutaneous methotrexate therapy in daily practice

- 13:00 – 13:05** Welcome and introduction  
**Dr Richard Warren (Manchester)**
- 13:05 – 13:15** The use of Subcutaneous Methotrexate in the treatment of psoriasis  
**Dr Kristian Reich (Göttingen, Germany)**
- 13:15 – 13:55** The benefits of intensified dosing in subcutaneous methotrexate therapy in psoriasis patients - clinical data from phase-III METOP trial (Methotrexate Optimized treatment schedule in patients with Psoriasis)  
**Dr Kristian Reich (Göttingen, Germany) & Dr Richard Warren (Manchester)**
- 13:55 – 14:00** Audience Questions and Answers
- \*Programme subject to change**

### Notes

---

---

---

---

---

---

---

---

---

---

---

---

---

---

---

---

---

---

---

---

---

---

---

---



# Sponsored Symposium: La Roche-Posay

**Date:** Wednesday 5th July  
**Time:** 13:00 - 14:00  
**Room:** Hall 11B & 11C  
**Chair:** Dr Alison Layton



## Programme

### What's New in Acne: A new player in the skin microbiota, PIH and scarring management

- 13:00 - 13:20** Changing the face of acne – managing the microbiome and skin barrier integrity  
**Dr Alison Layton (Harrogate)**
- 13:20 - 13:40** The Skin Biome – A New Player in Acne  
**Dr Sophie Seité (Paris, France)**
- 13:40 - 14:00** Managing post-inflammatory hyperpigmentation and Improving scarring  
**Dr Richard Barlow (London)**



#### LA ROCHE-POSAY EFFACLAR

Effaclar offers a comprehensive line of skincare to provide dermatologists and their patients with effective solutions for oily skin susceptible to acne. Clinically proven to reduce the appearance of spots and blemishes, control shine and help prevent marks for visibly clearer skin in four weeks. 9 out of 10 dermatologists would recommend Effaclar for sensitive, acne-prone skin\*.

*\*Survey of 249 dermatologists at the 96th British Association of Dermatologists conference, July 2016. Survey conducted by La Roche-Posay*

## Notes

---

---

---

---

---

---

---

---

---

---

# Plenary Session - Submitted Papers

**Date:** Wednesday 5th July  
**Time:** 14:00 - 15:15  
**Room:** Hall 1A  
**Chair:** Dr Tanya Bleiker & Dr Jui Vyas

## Programme

- 14:00 - 14:15** BMJ Dermatology Team of the Year award: What's new in Psychodermatology  
**A. Bewley, R. Taylor, M. Gkini, A. Ahmed, I. Assalman, R. Shah, P. Mohandas, J. Kentley, M. Anyasodor, J. Watts, F. Rahman, T. Tanev**
- 14:15 - 14:30** O07 Cutaneous lupus associated with pembrolizumab therapy for advanced melanoma: a report of three cases  
**L. Savage, E. Blakeway, A. Muinonen-Martin, M. Marples, B. Mathew, C. Mulatero and A. Mitra**
- 14:30 - 14:45** O08 The real meaning of a 'low risk' basal cell carcinoma  
**E. Ormerod and D. de Berker**
- 14:45 - 15:00** O09 Ultraviolet imaging reveals areas on the face that are prone to skin cancer are disproportionately missed during sunscreen application  
**K. Hassanin, H. Pratt, Y. Zheng, G. Czanner, K. Hamill and A. McCormick**
- 15:00 - 15:15** O10 Postzygotic activating mutations in RAS oncogenes cause vascular malformations with overgrowth  
**S. Polubothu, R. Knox, K. Andrews, L. Al-Olabi, G. Clark, M. Glover, S. Huson, C. Mahon, A. Murphy, R. Waelchli, V. Parker, R. Semple and V. Kinsler**

## Notes

---

---

---

---

---

---

---

---

---

---

# British Society for Investigative Dermatology

**Date:** Wednesday 5th July  
**Time:** 14:00 -15:30  
**Room:** Hall 1C  
**Chair:** Dr Helen Young & Dr Michael Ardern-Jones

## Programme

- 14:00 – 14:10** Best Presentation from the BSID Annual Meeting  
 Large intragenic deletion in DSTYK underlies autosomal recessive complicated spastic paraparesis (SPG23) associated with loss of skin and hair pigment  
**J. Y. W. Lee, C.K. Hsu, M. Michael, A. Nanda, L. Liu, C. Pourreyaon, E. Reid, R. I Straussberg, W. H. McLean, M. A. Simpson, M. Parsons, J. A. McGrath**
- 14:10 – 14:40** Why Care About Ageing?  
**Dr Rachel Watson (Manchester)**
- 14:40 – 14:50** Best Presentation from the BSID Annual Meeting  
 Cathepsin S is up-regulated in psoriatic inflammation and activates the pro-inflammatory cytokine IL-36y  
**J. Ainscough, T. Macleod, A. Latzko, A. Alase, M. Wittmann, M. Stacey**
- 14:50 – 15:00** BSID Young Investigator Award 2017 Recipient  
 Coordinated release of filaggrin from actin cages precipitates keratinocyte death during epidermal barrier formation  
**Dr Danuta Gutowska-Owsiak (Oxford)**
- 15:00 – 15:30** The Burden of Non Melanoma Skin Cancer  
**Prof Eugene Healy (Southampton)**

## Notes

---

---

---

---

---

---

---

---

---

---

# British Teledermatology Society

**Date:** Wednesday 5th July  
**Time:** 14:00 – 17:00  
**Room:** Hall 11A  
**Chair:** Dr Saul Halpern

## Programme

- 14:00 – 14:10** **Welcome Introduction - Teledermatology 2017, Dr Saul Halpern**
- 14:10 – 14:20** BT01 Changing use and attitudes towards teledermatology in the U.K. over 10 years: results of the 2016 national survey  
**S. Mehrtens and S. Halpern**
- 14:20 – 14:30** BT02 A pilot study to investigate the potential for teledermatology triage of 2-week-wait new skin cancer referrals at Chelsea and Westminster Hospital  
**C. Edwards and C. Macedo**
- 14:30 – 14:40** BT03 Impact on outpatient waiting list and financial evaluation of a teledermatology service utilizing clinical photographers  
**M. Bowling, N. Stone and C. Mills**
- 14:40 – 14:50** BT04 How to develop a teledermatology service using national electronic referral pathways: experience from 5000 referrals  
**C. Charman, A. Walker and P. Williams**
- 14:50 – 15:00** BT05 Review of teledermatology cases with diagnostic uncertainty at a U.K. centre: what can we learn?  
**S. Mehrtens, L. Shall and S. Halpern**
- 15:00 – 15:10** BT06 Mobile phone photography in the dermatology department: acceptable to patients?  
**L.F. Soriano, V. Jolliffe and A. Sahota**
- 15:10 – 15:20** BT07 An Apple (or Android) a day keeps the 2-week-wait targets at bay  
**R. Urwin, R. Bhutani, C. Guest, V. Goulden and W. Hussain**
- 15:20 – 15:30** BT08 The Secure Clinical Image Transfer (SCIT) app: experience of a new innovation in mobile phone technology in clinical practice  
**R.S. Rashid, J. Lee, J. Tovey and H.M. Lewis**
- 15:30 – 15:40** BT09 Evaluation of service user satisfaction of teledermatology referrals  
**D. Laheru, R. Turner, J. Reed, T. McPherson, S. Cooper, W. Perkins and R. Matin**
- 15:40 – 15:50** BT10 Successful triage of patients referred to a suspected basal cell carcinoma clinic using teledermatology  
**G. Dhawan and P. Hampton**
- 15:50 – 16:00** BT11 Development of a cloud-based app and business model to deliver a sustainable teledermatology service  
**J. Britton, J. Mohungoo and A. Balaganapathy**
- 16:00 – 16:30** Keynote Lecture: **Professor James Elder (Ann Arbor, USA)** - Hall 1A
- 16:30 – 17:00** AGM

# Psychodermatology UK

**Date:** Wednesday 5th July  
**Time:** 14:15 – 17:00  
**Room:** Hall 1B  
**Chair:** Dr Anthony Bewley, Dr Janet Angus & Dr Jon Goulding

## Programme

- 14:15 – 14:40** PSG11 **Guest Lecture:** Psoriasis: The skin I'm in. The making of a film  
**Dr Sandy McBride & Sarah Sutcliffe**
- 14:40 – 14:50** PS01 The psychological burden of vitiligo: a systematic review and meta-analysis  
**O. Osinubi, M. Grainge, L.L. Hong, A. Ahmed, J. Batchelor, D. Grindlay and S. Ratib**
- 14:50 – 15:00** PS02 Depression and the dermatologist: isotretinoin prescribing practices survey  
**A. Daunton, F. Oyeboode and J.M.R. Goulding**
- 15:00 – 15:10** PS03 Sectioning psychodermatology patients under the Mental Health Act may occasionally be necessary, but this requires the input of the psychodermatology multidisciplinary team  
**M. Anyasodor, R.E. Taylor and A. Bewley**
- 15:10 – 15:20** PS04 Our psychodermatology clinic: the unseen stories of dermatology patients  
**L. Roche, V. Switzer and B. Ramsay**
- 15:20 – 15:45** Break Exhibition Hall
- 15:45 – 16:10** PSG12 **Guest Lecture:** Psychological interventions for vitiligo  
**Dr Alia Ahmed (Watford)**
- 16:10 – 16:20** PS05 The impact of disease duration on psychological consequences of psoriasis  
**E. Mullings, S. Mckie, A. Bland, C.E.M. Griffiths, R. Elliott and C.E. Kleyn**
- 16:20 – 16:30** PS06 Medication adherence among patients with psoriasis on systemic and biological treatment  
**R. Hambly, A. Kelly, E. Gilhooley, E.N. Dhonncha, A. Murad, R. Hughes, A. Lally and B. Kirby**
- 16:30 – 16:40** PS07 Living with acne in a digital age: a qualitative exploration of young women's experiences of acne and digital media use  
**K. Adkins, J. Moses, P. Overton and A. Thompson**
- 16:40 – 16:50** PS08 Delivering appearance-related psychosocial support within paediatric dermatology services: an evaluation of Changing Faces practitioner services  
**A. Thompson, K. Montgomery, A. Akhtar and E. Noble**
- 16:50 – 17:00** PS09 Acute psychosocial stress downregulates N-methyl-D-aspartate receptors in healthy human skin  
**H.J.A. Hunter, E. Morsman, K. Melody, S. Ogden, L. Zeef, A. Hayes and C.E.M. Griffiths**

## Posters

- PS10 The effectiveness of a psychodermatology multidisciplinary approach for patients with rosacea  
**L.F. Soriano, S. Shinhmar, M. Perera, R. Taylor and A. Bewley**
- PS11 A delusional infestation in a patient with lymphocytic hypophysitis  
**L.F. Soriano and A. Bewley**
- PS12 Evaluation of a regional psychodermatology service  
**S.Z. Jaulim, H. Mortimer, K. Martin and J.M.R. Goulding**
- PS13 Hyperhidrosis quality-of-life measures: review and patient perspective  
**J. Jones-Diette, R. Wade, K. Wright, A. Llewellyn, S. Rice, E. Moloney, J. Stoniute, A. Layton, N. Levell, G. Stansby, D. Craig and N. Woolacott**
- PS14 Hiding scars: coping with the physical and emotional impact of hidradenitis suppurativa  
**E. Keary, D. Hevey, A.-M. Tobin and M. Dolan**
- PS15 Psychodermatology: awareness and need for services among Irish dermatologists: a survey study  
**L. Power, M. Roche, M. Cannon, J.W. ORaghallaigh and M. O'Kane**
- PS16 How does quality of life compare in people with vitiligo compared with those without vitiligo? A systematic review and meta-analysis  
**B. Morrison, E. Burden-Teh, J. Batchelor, E. Mead, D. Grindlay and S. Ratib**
- PS17 Quality of life before and after iontophoresis for palmo-plantar hyperhidrosis  
**A. Akram, P. Trehan, N. Meah and N. Wilson**
- PS18 A short course of low-dose risperidone makes the bugs go away  
**A. Spencer, S. Akhtar and A. Mughal**
- PS19 The association between trichotillomania and schizophrenia: a case report  
**A. Al Haddabi and S. Gill**

The poster viewing session will take place during the afternoon coffee break on Wednesday 5th July

## Notes

---

---

---

---

---

---

---

---

---

---

# Historical Symposium

**Date:** Wednesday 5th July  
**Time:** 14:15 - 15:30  
**Room:** Hall 12  
**Chair:** Dr Frances Humphreys

---

## Programme

- |               |     |  |
|---------------|-----|--|
| 14:15 – 14:27 | H01 | Dr William Wallace, founder of The Dublin Infirmary for the Treatment of Diseases of the Skin<br><b><u>C. Byrne and J. McManus</u></b>   |
| 14:27 – 14:39 | H02 | Medical moulages: the crown jewel of French dermatology<br><b><u>M.-C. Wilmot</u></b>  |
| 14:39 – 14:51 | H03 | Fluid times: the history of lymphoedema<br><b><u>S. Krishna, F. Qureshi, N. Valiollah, K. Gordon and J. Natkunarajah</u></b>   |
| 14:51 – 15:03 | H04 | Excoriations of empire: genitourinary and skin diseases afflicting the European and native armies in 19th century British colonial India<br><b><u>D.J. Gawkrödger</u></b>                              |
| 15:03 – 15:30 | HGL | <b>Guest Lecture</b><br>Arsenic, the ubiquitous poison<br><i>Arsenic Poisoning can be suicidal, homicidal, accidental or occupational, environmental or medical</i><br><b>Dr Sue Evans (Liverpool)</b> |

## Notes

---

---

---

---

---

---

---

---

---

---

## Posters

- |     |  |
|-----|--|
| H05 | Patch testing through the ages: a historical perspective<br><b><u>S.Z. Jaulim and D.A. Thompson</u></b>                                      |
| H06 | Professor Robert W. Wood (1868–1955): the physicist who revolutionized diagnosis in dermatology<br><b><u>S.Z. Jaulim and A. Abdullah</u></b> |
| H07 | A brief history of chloracne<br><b><u>H. Saigal, E. Stenhammar, S. Orpin and A. Heagerty</u></b>   |
| H08 | Psychodermatology: a historical perspective<br><b><u>D. Jackson, R. Jerrom and A. Sharma</u></b>   |
| H09 | Professor Jean Alfred Fournier (1832–1914): a life dedicated to the study of syphilis<br><b><u>K. Lim, S. Stoneham and A. Shipman</u></b>    |
| H10 | Zinc oxide: a tribute to an unassuming but essential compound<br><b><u>S. Patel, G. Wali, C. Archer and S. Goolamali</u></b>                 |
| H11 | Mortimer's malady to pulmonologists' scourge: a history of sarcoidosis<br><b><u>J. Callander and P. Yesudian</u></b>                         |
| H12 | In the spotlight: Niels Ryberg Finsen, the father of modern phototherapy<br><b><u>N. King</u></b>  |
| H13 | Hieronymus Mercurialis: author of the first textbook of dermatology<br><b><u>R. Waas and P.D. Yesudian</u></b>                               |
| H14 | Koebner and his phenomenon<br><b><u>K. Dear and P. Mahendran</u></b>   |
| H15 | Hairlines through history: painting the picture of frontal fibrosing alopecia<br><b><u>M. Page, A. Macbeth and N. Levell</u></b>             |
| H16 | Nail cosmetics: a historical perspective<br><b><u>N. Dinani, M. Patel and S. George</u></b>  |
| H17 | Tattoo removal: from caustic wine and table salt to picosecond technology<br><b><u>S. Mirhadi and A. Abdullah</u></b>                        |
| H18 | Animal teeth to lasers: hair removal through the ages<br><b><u>S. Mirhadi and A. Abdullah</u></b>  |

**The poster viewing session will take place between 12:30 and 13:00 on Wednesday 5th July**

**Please remember to go and visit the BAD stand located in the lower galleria to see our historical display.**



# UK TREND - Clinical and Translational Research in Atopic Eczema

**Date:** Wednesday 5th July  
**Time:** 16:30 – 18:00  
**Room:** Hall 1C  
**Chair:** Prof Nick Reynolds



## Programme

- 16:30 – 16:45** Introduction to UK TREND and explanation of atopic eczema theme  
**Prof Nick Reynolds (Newcastle)**
- 16:45 – 17:10** Exome sequencing and rare variant analysis reveals multiple filaggrin mutations in Bangladeshi atopic eczema families and novel risk genes  
**Prof David Kelsell (London)**
- 17:10 – 17:35** Deconstructing the human skin with single cell technologies  
**Prof Muzlifah Haniffa (Newcastle)**
- 17:35 – 18:00** Epidermal barrier function and the environment  
**Prof Michael Cork (Sheffield)**

## Notes

---

---

---

---

---

---

---

---

---

---

## Plenary Session

**Date:** Wednesday 5th July  
**Time:** 16:00-18:00  
**Room:** Hall 1A  
**Chair:** Dr Ruth Murphy & Dr Anshoo Sahota

## Programme

**16:00 – 16:30** KL03 **Keynote Lecture** - Introduced by Dr Ruth Murphy  
 What is Epigenetics and why is it important in psoriasis  
**Prof James Elder (Ann Arbor, USA)**



Working with colleagues from the US, UK, Canada, and Germany, we have identified 63 psoriasis-associated loci at genome-wide significance, identified differential genetic contributions to skin psoriasis vs psoriatic arthritis, and discovered genetic connections to other autoimmune diseases. Despite these successes, fine-mapping studies indicate that most (~80-90%) of these genetic signals do not encode "traditional" deleterious changes in protein structure. To address this challenge, we are studying the effects of psoriasis-related genetic variation on chromatin accessibility and gene expression in blood-derived myeloid dendritic cells and skin-homing T-cells from hundreds of psoriasis cases and controls. Such genome-wide epigenetic experiments are becoming the norm in the post-GWAS era and will be important for a variety of dermatologic diseases, including alopecia areata, atopic dermatitis, lupus, and vitiligo.

**16:30 – 16:55** IL3 **Invited Lecture**  
 Monitoring the liver while treating the skin  
**Prof Guru Aithal (Nottingham)**

**16:55 – 17:20** IL4 **Invited Lecture**  
 Drug use in pregnancy: a guide for dermatologists  
**Prof Catherine Nelson-Piercy (London)**

**17:20 – 17:45** IL5 **Invited Lecture**  
 Psychological interventions in skin disease in adults and children  
**Dr Andrew Thompson (Sheffield)**

**17:45 – 18:00**  
 Psoriasis –The Skin I'm In  
**Dr Sandy McBride, Sarah Sutcliffe, Danny Scheinmann & Neyire Ashworth**  
 A live performance made in association with the See Psoriasis: Look Deeper campaign which looks at the wider life impact of psoriasis including emotional well-being and mental health.

## Sponsored Symposium: Celgene

**Date:** Wednesday 5th July  
**Time:** 18:15 – 19:00  
**Room:** Hall 3A  
**Chair:** Prof Chris Griffiths



### Programme

#### The clinical positioning of OTEZLA (apremilast) in the psoriasis (PsO) treatment pathway: an expert consensus

Prof Chris Griffiths (Manchester)  
 Dr Anthony Bewley (London)  
 Dr Kevin McKenna (Belfast)  
 Dr Philip Laws (Leeds)

- 18:15 – 18:20** **Welcome and introduction**
- 18:20 – 18:25** **Psoriasis: the challenge**
- The patient perspective
  - The HCP perspective
- 18:25 – 18:35** **An introduction to OTEZLA**
- Mode of Action (MoA) and clinical data
- 18:35 – 18:45** **Defining the optimal psoriasis management pathway: a consensus statement**
- Diagnosis and assessment
  - How is disease severity defined?
  - Defining good treatment management
  - Clinical positioning of OTEZLA – an algorithm
  - Impact on current treatments and sequencing
- 18:45 – 18:55** **OTEZLA real world experience**
- Clinical case studies
- 18:55 – 19:00** **Panel discussion**
- Audience questions

## Sponsored Symposium: Janssen

**Date:** Wednesday 5th July  
**Time:** 18:15 – 19:00  
**Room:** Hall 3B  
**Chair:** Prof Jonathan Barker



### Programme

#### Emerging treatments for psoriasis: unlocking the IL-23 pathway

- 18:15 – 18:20** **Welcome and introduction**  
**Prof Jonathan Barker (London)**
- 18:20 – 18:40** **Leveraging IL-23 in psoriasis**
- Pathophysiology of IL-23 inhibition
  - Link to experience with ustekinumab – extension data and registries show safety profile and persistency data
  - Clinical trial data including safety and efficacy
- Prof Kristian Reich (Hamburg, Germany)**
- 18:40 – 18:50** **What next for IL-23 inhibition?**
- How could this change clinical practice?
  - What would it mean for patients?
  - What trials are ongoing for psoriatic arthritis?
- Dr Brian Kirby (Dublin, Ireland)**
- 18:50 – 19:00** Q&A and discussion  
 All, chaired by **Jonathan Barker**

*This session is organised and funded by Janssen and intended for healthcare professionals only  
 Job code: PHGB/MEDed/0517/0010 | Date of preparation: May 2017*

### Notes

---

---

---

---

---

---

---

---

# Thursday Overview

Time	Session Detail	Room	Page
07:45 – 08:30	AbbVie Sponsored Symposium	Hall 4	63
07:45 – 08:30	Novartis Sponsored Symposium	Hall 12	64
08:30 – 12:00	Professors & Registrars Session	Hall 1A	65
08:30 – 12:15	BSPD & BSACI joint session	Hall 3	66 – 69
08:30 – 12:20	British Photodermatology Group	Hall 11	70 – 71
10:15 – 10:45	Hot Topics	Exhibition Hall	78
10:15 – 10:30	Poster Presentations	Lower Galleria	80
10:45 – 12:15	British Hair & Nail Society	Hall 1B	73 – 74
12:45 – 13:00	Pharma Presentations	Exhibition Hall	78
13:15 – 13:45	Keynote Lecture: Dr Carolyn Charman	Hall 1A	75
13:45 – 14:30	Plenary Session – CPD update in general dermatology	Hall 1A	75
14:30 – 15:15	Arthur Rook Oration: Professor John McGrath	Hall 1A	75
15:30 – 16:00	Focus Session: Biological therapy for Hidradenitis Supprativa	Hall 1B	77
15:30 – 16:00	Focus Session: Biological therapy for Atopic Dermatitis	Hall 3	77
15:30 – 16:00	Focus Session: JAK Inhibitors for Alopecia areata- an update	Hall 11	77
16:00 – 16:30	Keynote Lecture: Dr Kenneth Tomecki	Hall 1A	76
16:30 – 17:15	Plenary Session – CPD update in general dermatology	Hall 1A	76

# Sponsored Symposium: AbbVie

**Date:** Thursday 6th July  
**Time:** 07:45 – 08:30  
**Room:** Hall 4  
**Chair:** Prof Diamant Thaçi



## Programme

**A bright today – a brighter tomorrow:  
 Clinical dialogues on the evolution of psoriatic disease management**

- 07:45 – 07:50** Living with psoriatic disease: The reality today  
**Prof Diamant Thaçi (Luebeck, Germany)** and a patient representative
- 07:50 – 08:00** Managing psoriatic disease: The clinician perspective  
**Prof Brian Kirby (Dublin, Ireland)**
- 08:00 – 08:15** Looking to the future: What should we expect?  
**Dr Amy Foulkes (Manchester, UK)**
- 08:15 – 08:25** A brighter future for psoriatic disease: What should we aim for? How can we get there?  
**Prof Diamant Thaçi (Luebeck, Germany)**
- 08:25 – 08:30** Meeting close  
**Prof Diamant Thaçi (Luebeck, Germany)**

## Notes

---

---

---

---

---

---

---

---

---

---

---

---

---

---

---

---

---

---

---

---

---

---

---

---



# Sponsored Symposium: Novartis

Date: Thursday 6th July

Time: 07:45 - 08:30

Room: Hall 12

Chair: Dr Sarah Jarvis



## Programme

### Dermatology and Rheumatology: Are we stronger together?

- 07:45 - 07:50 Welcome and introduction  
**Dr Sarah Jarvis (London)**
- 07:50 - 08:00 Treating psoriatic comorbidities: A rheumatologist perspective  
**Prof Dennis McGonagle (Leeds)**
- 08:00 - 08:10 Treating psoriatic comorbidities: A dermatologist perspective  
**Prof Mark Goodfield (Leeds)**
- 08:10 - 08:25 Panel perspectives: Are we stronger together?  
**Prof Mark Goodfield (Leeds) & Prof Dennis McGonagle (Leeds)**
- 08:25 - 08:30 Summary and close  
**Dr Sarah Jarvis (London)**

## Notes

---

---

---

---

---

---

---

---

---

---

---

---

---

---

---

---

---

---

---

---



# Professors & Registrars Session

Date: Thursday 6th July

Time: 08:30 - 12:00

Room: Hall 1A

Chair: Dr Mabs Chowdhury & Dr Richard Weller  
Dr Karen Gibbon & Dr Vincent Li

## Programme

- 08:30 - 08:45 RF01 The health burden of nonmelanoma skin cancer in England: an underestimated nemesis. Initial analysis of the National Cancer Registration and Analysis Service  
**Z. C Venables, C. Harwood, C. Proby, I.M. Leigh and J. Rashbass**
- 08:45 - 09:00 RF02 Understanding actinic keratosis and squamous cell carcinoma in the era of whole-exome and genome sequencing  
**J. Thomson, A. Wang, A. Nagano, C. Chelala, K. Purdie, C. Har, C. Proby, G. Inman and I. Leigh**
- 09:00 - 09:30 PR01 ID and the Skin 2017  
**Prof Kenneth Tomecki (Cleveland, USA)**
- 09:30 - 09:45 RF03 Acetate, a principal metabolite of ethanol, potentiates proinflammatory responses to tumour necrosis factor- $\alpha$ /interleukin-17 through epigenetic modifications: a potential role in alcohol-provoked psoriasis  
**K. Wu, N. Harker, S. Kendrick, M. Donaldson, M. Morse and N. Reynolds**
- 09:45 - 10:00 RF04 Neuropsychiatric comorbidities among psoriatic adolescents: a 15-year population-based cross-sectional study of 3112 patients.  
**E. Galili, N. Astman, D. Daniely, R. Shreberk-Hassidim and A.Barzilai**
- 10:00 - 10:45 Break Exhibition hall
- 10:45 - 11:15 PR02 Risk factors and consequences of zoster  
**Dr Sinead Langan (London)**
- 11:15 - 11:30 RF05 BSID best registrar paper  
Preliminary validation of the IL-36 receptor as a potential therapeutic target in psoriasis  
**S. Mahil, M. Peakman, R. Trembath, J. Wright, J. Barker, F. Capon**
- 11:30 - 12:00 PR03 Big data and relevance to dermatology  
**Prof Tamar Nijsten (Rotterdam, The Netherlands)**



# British Society for Paediatric Dermatology & The British Society for Allergy and Clinical Immunology joint session

**Date:** Thursday 6th July  
**Time:** 08:30 - 12:15  
**Room:** Hall 3  
**Chair:** Dr Ruth Murphy & Dr Lindsay Shaw  
 Dr Carsten Flohr & Dr Helen Brough

## Programme

08:30 - 08:40	PA01	An open-label phase IIa trial assessing the pharmacokinetics, safety and efficacy of dupilumab in a paediatric population with moderate-to-severe atopic dermatitis <b>M.J. Cork, D. Thaçi, J.D. Davis, Q. Zhang, B. Akinlade, N.M.H. Graham, G. Pirozzi and A. Bansal</b>
08:40 - 08:50	PA02	Propranolol in the treatment of infantile haemangiomas: British Society for Paediatric Dermatology consensus guidelines <b>L. Solman, M. Glover, P. Beattie, H. Buckley, S. Clark, J. Gach, A. Giardini, I. Helbling, R. Hewitt, B. Laguda, S. Langan, A. Martinez, R. Murphy, L. Proudfoot, J. Ravenscroft, H. Shahidullah, L. Shaw, S.B. Syed, L. Wells and C. Flohr</b>
08:50 - 09:00	PA03	Anxiety in paediatric dermatological surgery: a survey of U.K. dermatologists <b>L.L. Hong, A.P. Panthagani, J. Srinivasan and J. Ravenscroft</b>
09:00 - 09:10	PA04	An audit of management and outcomes in 102 children with infantile haemangiomas from a single U.K. centre <b>L. Ferguson, J. Gao, E. Merika, N. Roberts and B. Laguda</b>
09:10 - 09:20	PA05	First case of constitutional mismatch repair deficiency associated with congenital melanocytic naevus <b>M.-L. Lovgren, C. Jury, R. Davidson, A. Barclay, A. Devenny, S. Zuberi, R. O’Kane, D. Murphy and P.E. Beattie</b>
09:20 - 09:30	PA06	A retrospective paediatric teledermatology audit <b>S. Whitaker and R. Goodwin</b>
09:30 - 10:00		<b>Guest Lecture</b> Molecular mechanisms in atopic eczema: what have we learnt from filaggrin? <b>Prof Sara Brown (Dundee)</b>
10:00 - 10:45	Break	Exhibition Hall

10:45 - 11:10		<b>Guest Lecture</b> Wind-Tunnels & Landing Strips? Putting air, airways and eczema together <b>Dr Claudia Gore (London)</b>
11:10 - 11:35		<b>Guest Lecture</b> Eczema and asthma: two diseases, one genetic trait? <b>Dr Saffron Willis-Owen (London)</b>
11:35 - 11:45	PA07	Epidemiology of chronic urticaria in children: a retrospective study of 300 children from a tertiary-care institute <b>R. Mahajan, S. Kumaran and D. Parsad</b>
11:45 - 11:55	PA08	Relationship of maternal preconception stress and low mood to offspring atopic eczema at age 12 months: findings from the Southampton Women’s Survey <b>S. El-Heis, S. Crozier, E. Healy, S. Robinson, N. Harvey, C. Cooper, H. Inskip, J. Baird and K.M. Godfrey</b>
11:55 - 12:05	PA09	Does prolonged and exclusive breastfeeding reduce the risk of atopic eczema in adolescence? The PROBIT cluster-randomized trial in the Republic of Belarus <b>C. Flohr, M.S. Kramer, R. Patel, J. Thompson, S.L. Rifaş-Shiman, S. Yang, K. Vilchuk, N. Bogdanovich, M. Hameza, R.M. Martin and E. Oken</b>
12:05 - 12:15	PA10	The role of domestic water hardness in the development of skin barrier dysfunction and atopic eczema: a systematic review of the literature <b>Z. Jabbar-Lopez, V. Phongphit, C.Y. Ung, J. Chalmers, S. Danby, J. Peacock and C. Flohr</b>

## Notes

---

---

---

---

---

---

---

---

---

---

---

---

---

---

---

---

---

---

---

---

---

# Posters

- PA11 Pigmentary hypertrichosis and nonautoimmune insulin-dependent diabetes mellitus syndrome with sclerodermatous lesions treated with tocilizumab  
**L.F. Soriano and A. Bewley**
- PA12 Can referral management enhance access to paediatric dermatology services?  
**E. Gilhooley, C. Feighery and S. Collins**
- PA13 A rise in cases of paediatric and young adult patients with vulvodynia  
**C. Fleming and P. Todd**
- PA14 How common are head lice? Are smartphone/tablet devices to blame?  
**N. Hitchen, T. McPherson and D. Warnapala**
- PA15 Childhood leprosy in the era of leprosy elimination: a retrospective analysis  
**N. Khanna, M. Rai, S. Yadav and B. Khaitan**
- PA16 A case series of paediatric lipoblastoma; varied presentations not to be missed  
**S. Ziaj, R. Duncan, N. Wilson-Jones and J. Hughes**
- PA17 Fighting 'tooth and nail' for the diagnosis  
**A. Wernham, B. Ganatra, S. Cooke, S. Phillips, K. Bailey, A. Morgan, V. Hegde and J. Gach**
- PA18 Successful use of secukinumab in a 12-year-old boy with refractory long-standing psoriatic erythroderma  
**S. Dogra and T. Narang**
- PA19 Poster withdrawn
- PA20 Challenges in triaging paediatric acne vulgaris referrals to a secondary care dermatology department  
**E. Gilhooley, C. Feighery and S. Collins**
- PA21 A rare case of folliculotropic mycosis fungoides presenting in a 10-year-old boy  
**M. Fitzgerald and N. Roberts**
- PA22 Hypopigmented mycosis fungoides: should we worry?  
**S.A. Chan, J. Halpern, J. Yoo, M. Thomson, A. Loffeld, R. Ramesh and A. Abdullah**
- PA23 Extreme phenotypes in mosaic Goltz syndrome  
**M.A. Balogun, F. Browne, L. Liu, S.M. Lwin, S. Beswick, J.R. McGrath, C. Moss and J.E. Gach**
- PA24 An unusual presentation of subcutaneous panniculitis-like T-cell lymphoma in a 15-year-old boy  
**M. Noy and J. Crawley**
- PA25 Two rare diagnoses referred as haemangiomas of the newborn foot  
**D. Maslin, J. Nicholson, L. Hook and N. Burrows**
- PA26 A diagnosis of trichorrhaxis nodosa guiding a diagnosis of tricho-hepatic-enteric syndrome and a TTC37 defect  
**C. Goodhead, A. Cant and S. Leech**
- PA27 Mid-face toddler excoriation syndrome: three new cases from two unrelated families  
**S. Srinivas, V. Gowda and C. Moss**

- PA28 A case of erythromelalgia with a previously unclassified missense mutation of the SCN9A gen  
**C. Edwards and B. Laguda**
- PA29 Final diagnosis of 112 female paediatric patients presenting with genital mucocutaneous symptoms and signs: the experience of a hospital  
**C.M.R. Fahy, R.R. Torgerson and M.D.P. Davis**
- PA30 Two cases of congenital agminated melanocytic naevus  
**A. Shah, L. Fuller, R. Suchak and S. Law Pak Chong**
- PA31 Clarithromycin as a potential steroid-sparing agent for the management of infant bullous pemphigoid  
**S. Tso, G. Fremlin, J. Carter, R. Carr, A. Bedlow, B. Gee and F. Humphreys**
- PA32 Yellow-orange coloured papuloeruptive facial lesions in a teenager with acute lymphoblastic leukaemia  
**E. O'Brennan, R. Schkula, A. Bakshi and R. Parslew**
- PA33 Paediatric hypopigmented mycosis fungoides: should we be worried?  
**T. Chohan, S. Odedra and A. Abdullah**
- PA34 Positive patch tests to nickel and cobalt in the paediatric population and their relevance: a case series of 35 patients  
**N. Stembridge, S. Arianayagam, D. Maslin and P. Todd**
- PA35 Correlating clinical signs with staphylococcus- and atopic eczema-related seromarkers  
**K.L. Hon, J.S.C. Kung, T.F. Leung and C.K. Wong**
- PA36 Do we need another symptom score for childhood eczema?  
**J.S.C Kung and K.L. Hon**
- PA37 Delivering eczema support and prescriptions in primary care: the general practitioner's viewpoint  
**G. Jagdev, K. Kakleas, A. Aston and C. Gore**

The poster viewing session will take place during the lunch break on Thursday 6th July

## Notes

---

---

---

---

---

---

---

---

---

---

---

---

---

---

---

---

---

---

---

---

---

---

---

---

---

---

---

---

---

---

---



# British Photodermatology Group

**Date:** Thursday 6th July  
**Time:** 08:30 – 12:20  
**Room:** Hall 11  
**Chair:** Dr Victoria Goulden & Dr Tsui Ling  
 Prof Sally Ibbotson & Dr Hiva Fassihi

## Programme

08:30 -08:45	PD01	A re-evaluation of teenage sunbed use following the introduction of legislation banning use for under 18 year olds <b>S. Menzies, S. Daly, M. Fitzgerald and D. McKenna</b>
08:45 -09:00	PD02	Does the extent of psoriasis clearance following ultraviolet B predict duration of remission? <b>N.H. Watson, N.J. Reynolds and S.C. Weatherhead</b>
09:00 -09:15	PD03	Wavelengths in the ultraviolet-visible radiation boundary region (385–405 nm) damage skin cells <b>K. Lawrence, R. Sarkany, S. Acker, B. Herzog and A. Young</b>
09:15 -09:30	PD04	Nanoemulsion aminolaevulinic acid photodynamic therapy for nonaggressive basal cell carcinoma: a comparison study <b>C. Morton, R. Dominicus, P. Radny, T. Dirschka, A. Hauschild, U. Reinhold, R. Aschoff, M. Ulrich, S. Keohane, S. Ekanayake-Bohlig, S. Ibbotson, R. Ostendorf, C. Berking, D. Grone, H.J. Schulze, H.M. Ockenfels, V. Jasnoch, H. Kurzen, M. Sebastian and R.M. Szeimies</b>
09:30 -09:45	PD05	Knowledge, behaviour and attitudes of patients with photosensitivity disorders towards acquiring vitamin D <b>O. Orekoya, N. Chiang, M. Farrar and L. Rhodes</b>
09:45 -10:15	PDGL1	<b>Guest Lecture:</b> What's New in Phototherapy <b>Prof Peter Wolf (Graz, Austria)</b>
10:15 -10:45	Break	Exhibition Hall
10:45 -11:15	PDGL2	<b>Guest Lecture:</b> Porphyrin: New treatments for an old disease <b>Dr Robert Sarkany (London)</b>
11:15 -11:25	PD06	The dangers of iron supplementation in erythropoietic protoporphyria (EPP): a case of acute hepatitis in EPP precipitated by ferrous sulfate supplements <b>E. Orrin, A. Fityan and R. Sarkany</b>
11:25 -11:35	PD07	Raised spontaneous sister-chromatid exchange and chromosomal instability: two cases of Bloom syndrome highlighting classical features <b>M. Sethi, S. Mohammed, R. Sarkany, A. Lehmann and H. Fassihi</b>

11:35 -11:45	PD08	Surveillance and quality-of-life scores in patients with erythropoietic protoporphyria in Northern Ireland <b>B. Murphy and K. McKenna</b>
11:45 -11:55	PD09	Comparison of sensitivity to ultraviolet radiation-induced erythema in skin types I/II and VI <b>D. Fajuyigbe, E. Damato, A.W. Schmalwieser, A. Coleman, R. Sarkany and A.R. Young</b>
11:55 -12:20	AGM	

## Posters

PD10	Narrowband ultraviolet B phototherapy in erythropoietic protoporphyria <b>P. Srivastava, B. Gambles, M. Badminton and J. Powell</b>
PD11	Familial hydroa vacciniforme: an extremely rare presentation <b>A. Lloyd-Lavery, T. McPherson and S. George</b>
PD12	Successful trial of automated red-cell exchange for erythropoietic protoporphyria <b>A. Lloyd-Lavery, M. Lawlor, E. Merlin, S. Benjamin, R. Pawson, C. Watson and S. George</b>
PD13	Narrowband ultraviolet B phototherapy outcomes: a single-centre retrospective review <b>J. Clowry, L. Nestor, K. Molloy, K. Edwards, A. Salim, M. Connolly and A.-M. Tobin</b>
PD14	Late-onset erythropoietic protoporphyria associated with myelodysplastic syndrome <b>M.-L. Lovgren, R. Dawe, L. Melly and D. Torley</b>
PD15	Comparison of efficacy of excimer lamp vs. calcipotriol-clobetasol propionate ointment combination in the treatment of palmoplantar psoriasis <b>S. Dogra, A. Thakur and T. Narang</b>
PD16	An audit of the initial clearance rates, sustained clearance rates and recurrence rates of topical photodynamic therapy <b>S.T. Ngu and C. Clark</b>

The poster viewing session will take place between 12:30 and 13:00 on Thursday 6th July

## Notes

---

---

---

---

---

---

---

---

---

---

Notes

Lined area for notes on page 72.

British Hair and Nail Society

Date: Thursday 6th July
Time: 10:45 - 12:15
Room: Hall 1B
Chair: Dr Matthew Harries & Dr Abby Macbeth

Programme

- 10:45 - 10:55 BH01 Topical immunotherapy for alopecia areata in the U.K.: a nationwide survey
10:55 - 11:05 BH02 Pattern and clinical characteristics of nail changes in a geriatric population
11:05 - 11:25 BHGL Guest Lecture Nail disease
11:25 - 11:35 BH03 Retrospective review of 18 British Asian women with frontal brosing alopecia
11:35 - 11:45 BH04 Yellow nail syndrome: what to do
11:45 - 11:55 BH05 How useful and reliable is YouTube as a source of information on alopecia?
11:55 - 12:15 BHGL Guest Lecture Hair loss

Notes

Lined area for notes on page 73.



# Posters

- BH06 Research engagement for hair disorders: barriers and solutions  
**R. Phillips, M. Harries, S. Holmes and A. Macbeth**
- BH07 Localized hair repigmentation in frontal baring alopecia and dissecting cellulitis of the scalp  
**P.A. Saraogi and M. Harries**
- BH08 Paediatric lichen planopilaris: a series of four children  
**P.A. Saraogi and M. Harries**
- BH09 Diagnosis of primary cicatricial alopecia: is direct immuno uorescence necessary?  
**S.Z. Jaulim, M. Abdelkarim, A. Abdullah and M.B. Maheshwari**
- BH10 Acrodermatitis continua of Hallopeau treated with isotretinoin  
**N. Valiallah, J. Natkunarajah, J. Denny and C. Fernandez**
- BH11 An unusual case of cicatricial alopecia  
**S.Z. Jaulim, R. Muc and M.R. Kaur**
- BH12 Folliculitis decalvans occurring after scalp injury: a case series  
**K.H. Kuet and A. Messenger**
- BH13 Restoration of hair colour following skin surgery  
**S.P. Tan and A.J. Birnie**
- BH14 Seasonal relapse of alopecia areata: a model for environmental triggering  
**G. Hale, K. Shum and A. Messenger**

The poster viewing session will take place during the lunch break on Thursday 6th July

# Notes

---

---

---

---

---

---

---

---

---

---

---

---

---

---

---

---

---

---

---

---

---

---

---

---

---

---

---

---

---

---

# Plenary Session – CPD Update In General Dermatology

**Date:** Thursday 6th July  
**Time:** 13:15-17:15  
**Room:** Hall 1A  
**Chair:** Dr Nick Levell & Dr Ruth Murphy

# Programme

**13:15 – 13:45** KL04 **Keynote Lecture** - Introduced by Dr Nick Levell  
 Teledermatology and Mobile Phones  
**Dr Carolyn Charman (Exeter)**



Technological advances in mobile cameras and electronic referral pathways have opened up exciting opportunities for redesigning dermatology services. Virtual dermatology clinics are expanding across the UK, and can provide cost-effective, fast-access integrated dermatology care. The rapidly changing digital referral landscape will be discussed, in the context of recently developed quality standards for the use of mobile photographic devices in dermatology.

**13:45 – 14:05** IL7 **Invited Lecture**  
 How to tender for Dermatology service and maximise departmental income  
**Dr Tanya Bleiker (Derby) & Miss Tania von Hospenthal (London)**

**14:05 – 14:30** IL8 **Invited Lecture**  
 Photoprotection from tanning drugs: the light and the dark  
**Prof Lesley Rhodes (Manchester)**

**14:30 – 15:15** KL05 **Arthur Rook Oration** – Introduced by Dr Nick Levell  
 Travels with my grant: tales of a gene hunter  
**Prof John McGrath (London)**



Discovering the genes that are mutated in inherited skin diseases represents the first step in improving molecular diagnostics and developing translational research that can produce better treatments for patients. This talk will traverse the globe in recalling the orator's work in unravelling genodermatosis genes from South Africa to South America to South London, with frequent forays to the Middle-East as well as the middle of nowhere! Gene hunting methods, old and new, will be illustrated, and emerging benefits for patients will be highlighted.

**15:15 – 15:30** Break Upper Galleria Foyer

**15:30 – 16:00** Focus Sessions



## Hot Topics

They will be semi-informal set-up taking place in two designated areas within the Exhibition Hall 2 during breaks. These are highlighted as **HT1** and **HT2** on the exhibition plan.

### Tuesday 4th July – morning break

- 10:30 – 11:00** HT1 What is special about Specials  
**Dr Deirdre Buckley**
- 10:30 – 11:00** HT2 “Who do you think you are?”

### Tuesday 4th July – afternoon break

- 14:30 – 15:00** HT1 Common causes of medical litigation  
**Dr Barry Monk**
- 14:30 – 15:00** HT2 Maintenance treatment in vulval lichen sclerosus: Is vulval skin cancer preventable?  
**Dr Sue Cooper & Dr Hazel Bell**

### Wednesday 5th July – morning break

- 10:30 – 11:00** HT1 Setting up a teledermatology service – what it can and can't do for you  
**Dr Saul Halpern**
- 10:30 – 11:00** HT2 Urticaria - Update on Pathogenesis and Treatment  
**Dr Tabi Leslie**

### Wednesday 5th July – afternoon break

- 15:30 – 16:00** HT1 What's new in Cosmetic Dermatology  
**Dr Anjali Mahto**
- 15:30 – 16:00** HT2 Update on skin toxicity in melanoma treatment  
**Dr Louise Fearfield**

### Thursday 6th July – morning break

- 10:15 – 10:45** HT1 Skin Research - Whatever Next?  
**Prof David Gawkrödger**
- 10:15 – 10:45** HT2 Epigenetics for Dummies  
**Dr Stephen Smith**

## Pharma Workshop

They will be semi-informal set-up taking place in designated areas within the Exhibition Hall 2 during breaks. These are highlighted as **HT1** on the exhibition plan.

### Tuesday 4th July – Lunchtime break

- 12:15 – 12:30** HT1 (LEO Pharma) – Driving improved outcomes in psoriasis: A time for change?  
**Dr Angelika Razzaque (London)**
- 12:30 – 12:45** HT1 (Janssen) Long-term management of psoriasis: applying learnings from registry data  
**Prof David Burden (Edinburgh)**
- 12:45 – 13:00** HT1 Enstilar® (calcipotriol/betamethasone) - Evolution of Topical treatment in Plaque Psoriasis  
**Prof Rino Cerio (Royal London)**

### Thursday 6th July – Lunchtime break

- 12:45 – 13:00** HT1 (Janssen) Long-term management of psoriasis: applying learnings from registry data  
**Prof David Burden (Edinburgh)**

## Poster Presentations

These presentations will take place in the Lower Galleria. Please see the abstract supplement for full abstracts in poster number order.

### Tuesday 4th July

Time	Type	Detail	Room
<b>Moderator: Dr Mark Griffiths</b>			<b>Lower Galleria</b>
<b>10:40</b>	PP1	(Poster 80) 'Dermatologically tested': what does it really mean? <b>N. Dinani, M. Patel and S. George</b>	
<b>10:46</b>	PP2	(Poster 69) A review of primary cutaneous squamous cell carcinoma (2012–2015) <b>S.T. Ngu and G. Gupta</b>	
<b>Moderator: Dr Tanya Bleiker</b>			<b>Lower Galleria</b>
<b>14:40</b>	PP3	(Poster 39) Fragrance exposure in the U.K: has there been a change during the last decade? <b>L. Webber, D. Keith, P. Walker-Smith and D. Buckley</b>	
<b>14:46</b>	PP4	(Poster 41) Targeting the evolution of psoriatic arthritis in the dermatology clinic: ultrasonographic improvement of peripheral subclinical enthesopathy in therapy-naive patients treated with ustekinumab for chronic plaque psoriasis: a 52-week, prospective, open-label, controlled cohort study <b>L.J. Savage, E. Hensor, L. Horton, M. Goodfield and D. McGonagle</b>	

### Wednesday 5th July

Time	Type	Detail	Room
<b>Moderator: Dr Anshoo Sahota</b>			<b>Lower Galleria</b>
<b>10:30</b>	PP5	(Poster 36) Atopic comorbidities among adolescents with psoriasis: a 15-year population-based cross-sectional study <b>E. Galili, N. Astman, R. Shreberk-Hassidim, I. Merdler and A. Barzilai</b>	
<b>10:36</b>	PP6	(Poster 37) Hidradenitis suppurativa is driven by insulin resistance rather than hyperandrogenism in the setting of polycystic ovarian syndrome <b>S. Kirthi, M. Connolly, L.-A. Behan, J. Gibney and A.-M. Tobin</b>	
<b>10:42</b>	PP7	(Poster 84) Abatacept: a novel treatment in severe limited scleroderma and morphea <b>S. McCarthy, L. Roche, L. Griffin, M. Lynch, C. Hackett, B. Ramsay, N. Leonard, S. Fraser and K. Ahmad</b>	

## Wednesday 5th July

Time	Type	Detail	Room
		<b>Moderator: Dr Mabs Chowdhury</b>	<b>Lower Galleria</b>
15:30	PP8	(Poster 81) A randomized, open-label comparison of ixekizumab vs. methotrexate in patients with moderate-to-severe plaque-type psoriasis naive to systemic therapy: interim analysis of week 12 findings <b>K. Reich, A. Pinter, A. Leutz, C. Hennes, E. Schneider, A. Schacht, M. Dossenbach and M. Augustin</b>	
15:36	PP9	(Poster 82) Switching to biosimilar etanercept in clinical practice: a prospective cohort study <b>C. Szlumper, Z. Laftah, C. Smith, J. Barker, S. Mercer, E. Benton, A. Pink, K. Jackson, E. Higgins and A. McGuire</b>	
	PP10	(Poster 83) Clinical efficacy of rituximab in the treatment of pemphigus vulgaris: a 10-year follow-up <b>Z. Laftah, E. Craythorne, G. Mufti and A. du Vivier</b>	
		<i>This will not be given as a presentation but will be available for the duration of the meeting as an iposter</i>	

## Thursday 6th July

Time	Type	Detail	Room
		<b>Moderator: Dr Tabi Leslie</b>	<b>Lower Galleria</b>
10:15	PP11	(Poster 40) Retrospective review of patients with toxic epidermal necrolysis/ Stevens-Johnson syndrome admitted to a tertiary children's hospital over 14 years, 2002-2015 <b>R.R. Raghavendran and C. Moss</b>	
10:21	PP12	(Poster 38) Alternate leprosy treatment for patients with multidrug therapy multibacillary regimen-unresponsive highly bacilliferous leprosy <b>T. Narang, S. Dogra and U.N. Saikia</b>	

## Notes

---

---

---

---

---

---

---

---

---

---

---

---

## Posters

The posters are situated within the exhibition hall. The poster viewing session will take place during the lunch breaks on Tuesday (even numbered posters) and Thursday (odd numbered posters). All presenting authors have been asked to stand by their posters at this time. There will also be an e-poster display in the exhibition hall.

## Clinicopathological Cases

P01	Complete resolution of extensive xanthomas associated with primary sclerosing cholangitis following liver transplantation <b>S. Ghadiri, P. Gunpath, E. Poyner and A. Carmichael</b>
P02	Rhinofacial zygomycosis in a civil engineer responsive to combination treatment with a saturated solution of potassium iodide and oral itraconazole <b>C. Ariyaratne, C. Siriwardena, A. Nelumdeniya and K. Satgurunathan</b>
P03	Porphyria cutanea tarda secondary to hereditary haemochromatosis <b>L. Webber, D. Keith, N. Bhatt and P. Bogucki</b>
P04	A case of dystrophic calcinosis cutis and ossification secondary to cutaneous nodular amyloidosis masquerading as a soft-tissue tumour <b>A. Wernham, W. Anderson, E. Poblet, E. Blessing and T. Shim</b>
P05	Temozolomide-induced drug rash with eosinophilia and systemic symptoms with positive lymphocyte transformation test <b>E. Poyner D.J. Naisbitt, J. Farrell, S. Nagarajan, R. Ellis and S. Fatah</b>
P06	Atypical facial necrobiosis lipoidica <b>E. Gilhooley J. Thorne, S. Collins and C. Feighery</b>
P07	Pregnancy associated subcutaneous Sweet syndrome: a case report <b>J. Boggs, M. Sabah, M. Redmond, F. Moloney and M. O'Kane</b>
P08	Scleromyxoedema: a refractory case with classic histological features <b>B. Ganatra and J. Gach</b>
P09	A paediatric case of multiple clustered dermatofibromas <b>J.L.C. Wong, N. Khirwadkar and R. Parsle</b>
P10	Sustained response to botulinum toxin in multiple eccrine hidrocystomas of the nose <b>E. Gilhooley, R. Hughes, C. Keating, R. Barry and A. Lally</b>
P11	Resolution of annular elastolytic giant cell granuloma with the glucagon-like peptide-1 agonist liraglutide <b>K. Molloy, R. Hellen, L. Nestor, J. Clowry, A. Salim, M. Connolly, E. Calonje and A.-M. Tobin</b>
P12	IgA pemphigus and lymphomatoid papulosis presenting in the same patient: is there a link or is it bad luck? <b>S. Ziaj and P. Hunasehally</b>
P13	Poster withdrawn.
P14	Dermatitis artefacta masquerading as adalimumab-related recurrent abscesses <b>A. Lowe, S. Ziaj and P. Hunasehally</b>
P15	A rare association of Sweet syndrome with relapsing polychondritis <b>B. Ganatra and J. Natkunarajah</b>



**Education, Training, Service, Audit**

- P16 Impact of community clinics for low-risk skin lesions: a new service  
**J.L.C. Wong, C. Sutton, L. Edwards, M. Doke, R. Heath, K. Vithlani and R. Azurdia**
- P17 Acute dermatology: using Excel to excel  
**S. Stoneham, T. Nelson, E. Mason, H. Cooper and B. Hughes**
- P18 Dermatology on-call referrals: general practitioner demand increases over 50% in 16 years  
**A.S.W. Lee, N. Casie-Chetty and N.J. Levell**
- P19 Changing use and attitudes towards teledermatology in the U.K. over 10 years: results of the 2016 national survey  
**S. Mehrtens and S. Halpern**
- P20 Development of an online dermatology patient educational resource: a patient survey to evaluate preferred content and evaluation of three pilot videos  
**T. Tull, K. Jackson, C. Smith and A. Pink**
- P21 Appropriateness of skin cancer 2-week-wait referrals: a regional audit  
**A. Lowe, P. Gomez and A. Salim**
- P22 A survey of dermatology experience and education among general practitioners (GPs) and GP trainees  
**R. Hambly, B. Kirby and R. Hughes**
- P23 Skin is in the eye of the beholding junior doctor  
**P. Patel and N. King**
- P24 Equivalence of the paper-based and electronic versions of the Dermatology Life Quality Index  
**F. Ali, N. Johns, A. Finlay, S. Salek and V. Piguet**
- P25 Mobile phone photography in the dermatology department: acceptable to patients?  
**L.F. Soriano, V. Jolliffe and A. Sahota**
- P26 Use of an aide memoire sticker improves documentation and adherence to azathioprine prescribing standards: a regional audit of British Association of Dermatologists guidelines  
**R. Montgomery, K. Lecamwasam, A. Wright, N. Usmani, J. Mikeljevic, R. Strauss and A. Mitra**
- P27 A nationwide survey of dermatologists and genitourinary specialists about penile biopsies: time for a consensus approach?  
**A. Wernham and T. Shim**
- P28 National Institute for Health and Care Excellence disease severity eligibility and treatment success criteria in the UNCOVER population: a post hoc analysis of treatment response in patients with moderate-to-severe psoriasis treated with ixekizumab  
**R. Warren, D. Ilo, L. Berggren, T. Kent, S.H. Kiri and J. Barker**
- P29 Severe chronic hand eczema is poorly recognized in primary-care settings  
**A. Keszegepál, M. Goodfield and M. Wittmann**
- P30 The cost-effectiveness of sun, sea and psoriasis  
**R. Browne and B. Gee**
- P31 South East Scotland Workload Study 2015: contribution of nurse-led services  
**C. Leitch, S.K.A. McCormack, D. Tabor, V. Van-de-Velde, E. Natafji and A. Holme**
- P32 International variability in inclusion criteria for atopic dermatitis clinical trials: a systematic review  
**P. Vakharria, R. Chopra and J. Silverberg**
- P33 Current practice of premethotrexate chest radiography  
**S.T. Ngu and G. Wylie**

- P34 Managing panniculitis in alpha-1 antitrypsin deficiency: a systematic review of the evidence behind treatment  
**D. Sabbagh, B. Barmayehvar, T. Nguyen, R.G. Edgar and A.M. Turner**
- P35 Don't fanny about: follow up women with vulval lichen sclerosus in the community  
**J. Dobson, A.-M. Skellett and U. Popli**

**General Dermatology**

- P36 Atopic comorbidities among adolescents with psoriasis: a 15-year population-based cross-sectional study  
**E. Galili, N. Astman, R. Shreberk-Hassidim, I. Merdler and A. Barzilai**
- P37 Hidradenitis suppurativa is driven by insulin resistance rather than hyperandrogenism in the setting of polycystic ovarian syndrome  
**S. Kirthi, M. Connolly, L.-A. Behan, J. Gibney and A.-M. Tobin**
- P38 Alternate leprosy treatment for patients with multidrug therapy multibacillary regimen-unresponsive highly bacilliferous leprosy  
**T. Narang, S. Dogra and U.N. Saikia**
- P39 Fragrance exposure in the U.K.: has there been a change during the last decade?  
**L. Webber, D. Keith, P. Walker-Smith and D. Buckley**
- P40 Retrospective review of patients with toxic epidermal necrolysis/Stevens-Johnson syndrome admitted to a tertiary children's hospital over 14 years, 2002-2015  
**R.R. Raghavendran and C. Moss**
- P41 Targeting the evolution of psoriatic arthritis in the dermatology clinic: ultrasonographic improvement of peripheral subclinical enthesopathy in therapy-naive patients treated with ustekinumab for chronic plaque psoriasis: a 52-week, prospective, open-label, controlled cohort study  
**L.J. Savage, E. Hensor, L. Horton, M. Goodfield and D. McGonagle**
- P42 Epidemiology of chronic urticaria in children: a retrospective study of 300 children from a tertiary-care institute  
**R. Mahajan, S. Kumaran and D. Parsad**
- P43 Panniculitis occurring in systemic sclerosis: a report of 16 cases from a large U.K. systemic sclerosis cohort  
**P.T. Fiandeiro, A.S. Saracino, S. Nihtyanova, C.P. Denton and C.H. Orteu**
- P44 Antitumour necrosis factor- antibody-induced psoriasiform skin lesions in patients with inflammatory bowel disease: an Irish cohort study  
**S. Kirthi, A.-M. Tobin, M. Hussey, F. Scaldaferr and D. McNamara**
- P45 Back with a vengeance: unexpected measles  
**F. Qureshi, S. Krishna, Y. Alwahab and J. Natkunarajah**
- P46 Relationship of maternal preconception stress and low mood to offspring atopic eczema at age 12 months: findings from the Southampton Women's Survey  
**S. El-Heis, S. Crozier, E. Healy, S. Robinson, N. Harvey, C. Cooper, H. Inskip, J. Baird and K.M. Godfrey**
- P47 Which drug is it? Utility of lymphocyte transformation testing in the diagnosis of drug hypersensitivity in university teaching hospital  
**J. Boggs, L. Cooke, M. Keogan and M. O'Kane**
- P48 A fatal case of undiagnosed HIV on biological therapy for severe psoriasis  
**K. Bansal, E. Toumbis, H. Fawcett and J. Holder**
- P49 Resource use and costs associated with the management of U.K. patients with hidradenitis suppurativa: results from a multicentre observational cross-sectional study  
**N. Desai, J. Leman, A. Bewley, R. Batchelor, H. Cooper, C. Morton, F. Collier, A. Downs, A. Ingram, J. Hickey and G. Nock**

- P50 Vitamin D in chronic urticaria: unrevealing the enigma  
**G. Dabas, M.S. Kumaran and D. Prasad**
- P51 Depression and the dermatologist: isotretinoin prescribing practices survey  
**A. Daunton, F. Oyebode and J.M.R. Goulding**
- P52 Three-times-weekly low-dose oral isotretinoin: a useful long-term therapeutic option for the management of acne vulgaris  
**K. Seetan, J.K. Schoeld, B. Sim, A. Chandran and N. Hepburn**
- P53 Test and thou shall probably not find: a story of Lyme disease serology from Glasgow dermatology  
**A. Randhawa, G. Wylie and S. Mavin**
- P54 Toxic epidermal necrolysis secondary to the use of vancomycin-loaded bone cement in staged revision of total knee replacement: a previously unreported phenomenon  
**S. Whitaker, R. Goodwin and N. Ponnambath**
- P55 More than meets the eye  
**N. Meah, L. Cutts, A. Fryer and E. West**
- P56 Spotting Zika spots: descriptive features of the rash used in 79 published cases  
**J. Dobson and N. Levell**
- P57 Myositis-specific antibodies and immunotype-phenotype correlation in Irish patients with dermatomyositis: a pilot study  
**F. Awdeh, R. Hellen, Q. Razali and M. O'Kane**
- P58 Familial Mediterranean fever and atopy: a nationwide matched case-control study  
**E. Galili, D. Daniely, N. Astman, I. Ben-Zvi and A. Barzilai**
- P59 Chronic telogen effluvium: a systematic review of interventions  
**A. Daunton and M. Harries**
- P60 Just my cup of tea  
**L. Nestor, J. Clowry, K. Molloy, M. Sherlock, M. Connolly and A.-M. Tobin**
- P61 Postpartum thrombotic vasculopathy resulting in extensive skin necrosis with multifactorial aetiology  
**A. Ahmed, A. Wood, M. Coker, M. Murdoch and K. Batta**
- P62 The prevalence of John Cunningham (JC) virus antibody positivity in psoriasis patients.  
**O.E. Molloy, A. O'Reilly, M. Lynch, J. Clowry, I. Timoney, A. Lally, B. Moriarty, P. Collins, R. Hughes, J. Hassan, C.F. De Gascun, A. Malara and B. Kirby**
- P63 A case of multiple bullous aplasia cutis congenita on the face  
**S. Mehrtens, A. De Vicente and S. Shankar**
- P64 Heparin-responsive, sunlight-triggered panniculitis in a patient with discoid lupus erythematosus and antiphospholipid antibodies  
**S.F. Hill, A.R. Robson, N. Almaani, D.P. D'Cruz, S.R. Sangle, G.K. Perera and D.H. McGibbon**
- P65 Cutaneous signs of insulin resistance in hidradenitis suppurativa  
**C. Gallagher, S. Kirthi, K. Molloy, L. Nestor, J. Clowry, A. Salim, M. Connolly and A.-M. Tobin**
- P66 Levamisole-adulterated cocaine associated with pyoderma gangrenosum  
**M.-L. Lovgren, C. Moyes and G. Becher**
- P67 Red ear syndrome  
**N. Dinani and J. Felton**

- P68 Not so Sweet  
**V.C.Y. Li, S. Balasubramaniam, A. Godwin and P.D. Yesudian**

### Skin Cancer

- P69 A review of primary cutaneous squamous cell carcinoma (2012–2015)  
**S.T. Ngu and G. Gupta**
- P70 Poster withdrawn
- P71 Poster withdrawn
- P72 Skin cancer: future planning  
**R. Montgomery, C.J. Ward and G. Stables**
- P73 Patient preferences for actinic keratosis treatments: a decision choice experiment  
**D. Kopasker, A. Kwiatkowski, C. Harwood, R. Matin, G.N. Wali, F. Ismail, J. Lear, J. Thomson, Z. Hasan, A. Milligan, L. Crawford, R. Blundred, C. Proby and P. Allanson**
- P74 Factors in predicting patient preferences for skin cancer notification  
**D. Ismail, F. Kreeshan, T. Ahad and M. Shah**
- P75 Subacute cutaneous lupus as a result of combined mitogen-activated protein kinase kinase and BRAF inhibitor therapy for melanoma  
**A. Flynn, O. Molloy and T. Markham**
- P76 Clinicopathological features of melanoma in children and young adults – not as easy as ABC: a 10-year tertiary-referral-centre experience  
**K. Sinha, M. Petkar, C. Sinclair, D. Altamura and P. Dziewulski**
- P77 The clinical management and pathological diagnosis of atypical melanocytic lesions  
**P.N. Lim, I. Kotb, F. Meredith and E. Husain**
- P78 Feasibility of using the Skin Cancer Quality of Life Impact Tool in nonmelanoma skin cancers  
**G. Wali, L. Kelly, E. Gibbons and R. Matin**
- P79 Knowledge, attitudes and behaviours of medical students in relation to skin cancer prevention  
**N. Byrne and T. Markham**

### Therapy

- P80 'Dermatologically tested': what does it really mean?  
**N. Dinani, M. Patel and S. George**
- P81 A randomized, open-label comparison of ixekizumab vs. methotrexate in patients with moderate-to-severe plaque-type psoriasis naive to systemic therapy: interim analysis of week 12 findings  
**K. Reich, A. Pinter, A. Leutz, C. Hennekes, E. Schneider, A. Schacht, M. Dossenbach and M. Augustin**
- P82 Switching to biosimilar etanercept in clinical practice: a prospective cohort study  
**C. Szlumper, Z. Laftah, C. Smith, J. Barker, S. Mercer, E. Benton, A. Pink, K. Jackson, E. Higgins and A. McGuire**
- P83 Clinical efficacy of rituximab in the treatment of pemphigus vulgaris: a 10-year follow-up  
**Z. Laftah, E. Craythorne, G. Muft and A. du Vivier**
- P84 Abatacept: a novel treatment in severe limited scleroderma and morphea  
**S. McCarthy, L. Roche, L. Griffin, M. Lynch, C. Hackett, B. Ramsay, N. Leonard, S. Fraser and K. Ahmad**
- P85 Real-world experience of apremilast  
**G.A. Fremlin and A.J. Bedlow**

- P86 Treatment of Merkel cell carcinoma with pembrolizumab in a patient with psoriasis and psoriatic arthritis  
**L. Roche, M. Murphy and D. Power**
- P87 Medication adherence among patients with psoriasis on systemic and biological treatment  
**R. Hambly, A. Kelly, E. Gilhooley, E.N. Dhonncha, A. Murad, R. Hughes, A. Lally and B. Kirby**
- P88 Brodalumab is efficacious in patients with moderate-to-severe psoriasis irrespective of prior use of, and response to, other biological therapies  
**M. Lebwohl, K. Reich, C. Paul, M. Rosen and K. Hansen**
- P89 Assessment of the effect of baseline nutritional status on clearance of psoriasis with narrowband ultraviolet B phototherapy  
**K. Naidoo, J. Fowler, M.A. Birch-Machin, N. Reynolds and S.C. Weatherhead**
- P90 Paradoxical psoriasis caused by tumour necrosis factor-inhibitor therapy: a report of seven cases from a single centre  
**A. Connolly, T. Maruthappu, S. Mahil, B. Kirkham and C. Smith**
- P91 Successful treatment of refractory cholinergic urticaria with omalizumab  
**D. Koumaki and E. Seaton**
- P92 Medication washout heterogeneity in atopic dermatitis clinical trials: a systematic review  
**R. Chopra, P. Vakharia and J. Silverberg**
- P93 The use of carvedilol in the treatment of persistent facial erythema and flushing  
**R. Adams, D. Housa and G. Patel**
- P94 An open-label phase IIa trial assessing the pharmacokinetics, safety and efficacy of dupilumab in a paediatric population with moderate-to-severe atopic dermatitis  
**M.J. Cork, D. Thaçi, J.D. Davis, Q. Zhang, B. Akinlade, N.M.H. Graham G. Pirozzi and A. Bansal**
- P95 The potential benefits of certolizumab in chronic plaque psoriasis  
**D. Rutkowski, H. Chinoy and R. Warren**
- P96 Side-effects resulting from long-term use of topical calcipotriol and betamethasone in patients with psoriasis  
**A. Hunter, D. Keith and D. Buckley**
- P97 Treating digital myxoid cysts with combination phototherapy  
**S. Qazaz, I. Whitcroft and I. Whitcroft Jr**
- P98 Management of atopic eczema with adjuvant bleach bath  
**B. Sim, K. Scharrer and N. Housam**
- P99 Could isotretinoin flare hidradenitis suppurativa?  
**C. Gallagher, S. Kirthi, L. Nestor, J. Clowry, K. Molloy, N. Ralph and A.-M. Tobin**
- P100 Unravelling the mystery of the miracle cream: a retrospective regional review  
**S.A. Chan and D.A. Thompson**
- P101 Secukinumab, an interleukin-17A inhibitor, in a tertiary-referral psoriasis service  
**H. Hunter, A. Foulkes, C.E.M. Griffiths and R. Warren**
- P102 Sustained response of graft-versus-host disease-associated angiomatosis treated with propranolol  
**A.D. Kidambi and P. Laws**
- P103 Omalizumab: an effective treatment for resistant urticarial vasculitis  
**S. Rolls and W. Porter**
- P104 A photometric scale for the assessment of atrophic photoageing  
**J. Ayer, R. Watson, P. Beck E. Duncan-Parry, A. Ahmed and C.E.M. Griffiths**

- P105 A comparative study between transplantation of autologous noncultured epidermal cell suspension prepared by a conventional laboratory method vs. a four-chamber method in stable vitiligo  
**S. Mrigpuri, D. Parsad and S. Kumaran**
- P106 Interferon alpha remains an effective treatment for early-stage refractory mycosis fungoides (MF), advanced MF and Sézary syndrome  
**M. de Brito, F. Shah, A. Stevens, S. Chaganti and J. Scarisbrick**
- P107 Lymphopenia and fumaric acid esters for psoriasis: a retrospective case series prompted by the European Medicines Agency's Pharmacovigilance Risk Assessment Committee (PRAC) recommendations  
**L. Roche, M. Lynch, K. Ahmad, C. Hackett and B. Ramsay**
- P108 Apremilast, an oral phosphodiesterase 4 inhibitor, in a tertiary-referral psoriasis service  
**A. Foulkes, L. Nemazee C.E.M. Griffiths and R. Warren**
- P109 Is it necessary to monitor serum electrolytes in healthy women using spironolactone for the treatment of acne?  
**N. Elshimy, H. Whitehouse, E. Blakeway, A. Eady and A. Layton**
- P110 Brodalumab provides rapid improvement in psoriasis-related itch and pain in patients with moderate-to-severe plaque psoriasis  
**M. Lebwohl K. Reich, C. Paul, M. Rosen and K. Hansen**
- P111 Clinical outcomes in patients on secukinumab within a tertiary-referral, specialist psoriasis clinic: a single-centre, retrospective cohort  
**C. Szlumper, A.V. Sears, A.E. Pink, W. Liu, C.S. Smith and J.N.W.N. Barker**
- P112 Not so bland emollients  
**X. Du, C.Y. Ung, B.S. Martinez-Falero, E. Benton and R. Groves**
- P113 Remission of hidradenitis suppurativa following bariatric surgery  
**C. Gallagher, S. Kirthi, T. Burke, D. O'Shea and A.-M. Tobin**
- P114 Remission of refractory cutaneous Crohn disease with combination ertapenem and biological therapy  
**J. Clowry, L. Nestor, K. Molloy, A. Salim, M. Connolly and A.-M. Tobin**
- P115 Purpose and design of PSOREAL: new experience  
**B. August, K.K. Hansen and M. Torpet**
- Richard B. Stoughton Memorial**  
Lichen nitidus: histopathological features: case series of 24 lesions  
**V. Kazlouskaya, Ş. Duygulu and E. Blochin**

## Notes

---



---



---



---



---



---



---



---

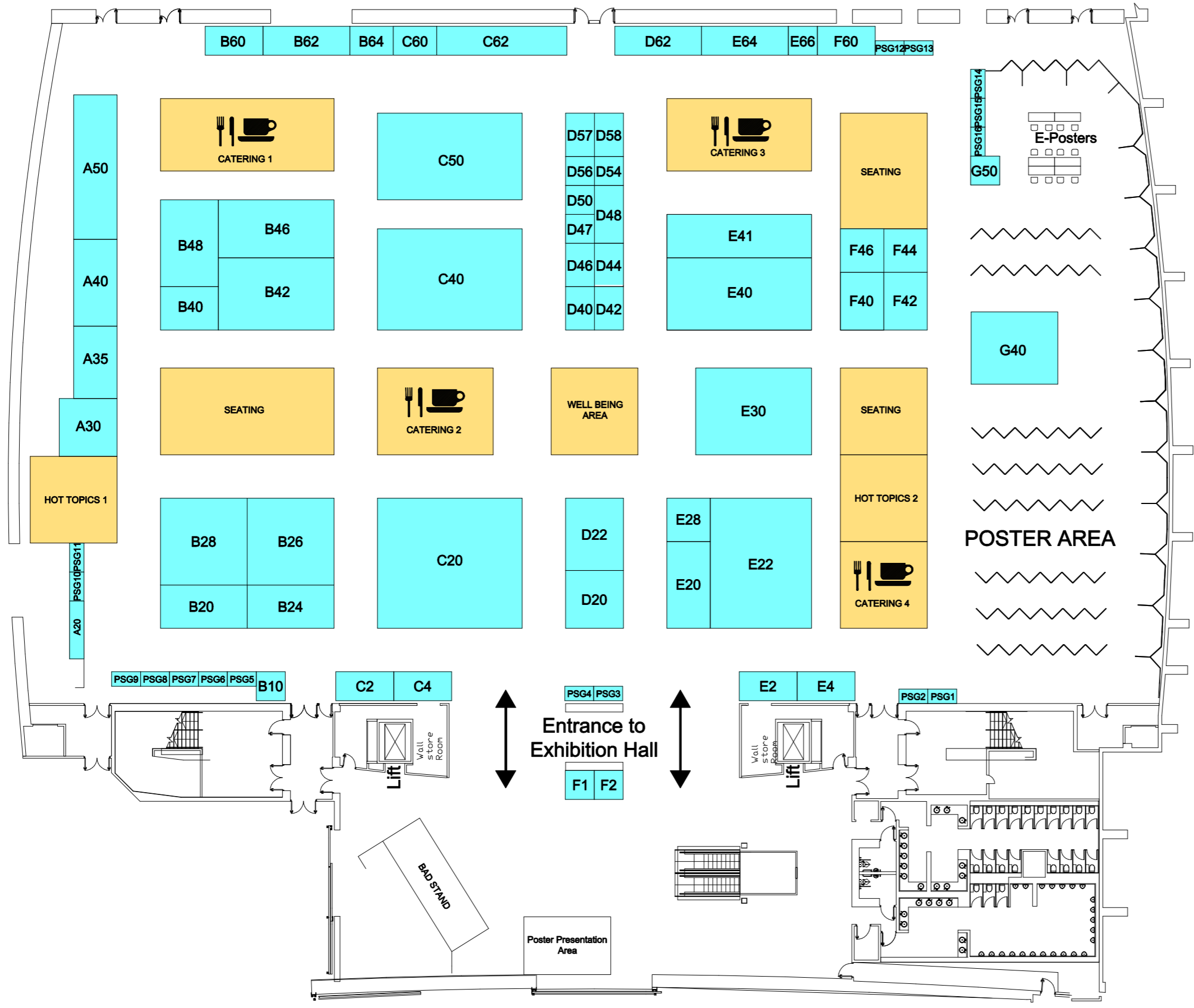


---



---

# Exhibition Plan BAD 2017



- F40 18 week Support
- C20 Abbvie
- B20 Abbvie
- C2 Albert Waeschle
- B46 Almirall Ltd
- D47 Altruist Dermatology Sunscreen
- A35 Athrodax Healthcare International Ltd
- G50 BABDIR
- A50 Beiersdorf UK
- E66 Bio-Diagnostics Ltd
- E28 Bio-Oil
- B62 British Skin Foundation
- C4 Brymill Cryogenic Systems (UK) Ltd
- D57 C D Medical
- E30 Celgene
- B48 Clinique Laboratories
- F2 Community Dermatology & IFD
- B24 Crawford Healthcare
- D54 Daxxin AB
- E4 Derma UK Ltd
- D20 Dermal Laboratories Ltd
- D40 Diagenics Ltd
- D44 DMC Healthcare
- B28 Eli Lilly & Company
- F44 Fontus Health Ltd
- A30 FREZYDERM S.A
- B42 Galderma UK Ltd
- E2 General Medicine Group
- F60 Globe AMT Ltd
- B60 GSK
- D58 Henleys Medical Supplies
- F1 ILDS
- A40 Interact Medical
- C50 Janssen-Cilag
- G40 Johnson & Johnson Ltd
- C60 Johnson & Johnson Ltd
- E40 La Roche-Posay
- D48 LD Path Group
- E22 LEO Pharma
- D56 MDDUS
- E20 MEDA Pharmaceuticals
- F42 medac GmbH
- D62 MIXA
- B64 NAOS GROUP UK LTD (Bioderma)
- D46 Noblegen Cryogenics
- B26 Novartis
- E64 Novartis
- F46 RB UK Commercial Limited
- B40 Sanofi Genzyme
- C40 Schuco
- B10 STD Pharmaceuticals
- D22 Thornton and Ross
- D42 TXM Healthcare
- C62 UCB Pharma Limited
- D50 Unite Medical Limited
- E41 VICHY – Dermablend
- A20 Wisepress Medical Bookshop

- PSG7 Alopecia UK
- PSG1 Behcet's Syndrome Society
- PSG5 British Association of Skin Camouflage
- PSG16 Changing Faces
- PSG13 DEBRA
- PSG8 Ectodermal Dysplasia Society
- PSG6 Ichthyosis Support Group
- PSG10 National Eczema Society (Tuesday)
- PSG10 LUPUS UK (Wednesday & Thursday)
- PSG14 Melanoma UK
- PSG15 Psoriasis Association
- PSG9 Skcin
- PSG3 The HS Trust
- PSG4 The UK Mastocytosis Support Group
- PSG11 The Vitiligo Society
- PSG2 UK Dermatology Clinical Trials Network
- PSG12 XP Support Group





## Exhibitor Directory

**18 Week Support F40**

2nd Floor, Queensland House, 392-393 The Strand, London WC2R 0LT

TEL: +44 (0)203 869 8792  
 WEBSITE: 18weeksupport.com  
 EMAIL: fhaigh@18weeksupport.com  
 CONTACT NAME: Francesca Haigh

18 Week Support is a clinically-driven and consultant-led organisation. We support existing NHS resources with the management of waiting lists, focussing on the provision of insourcing support for Trusts that have short-term or longer-term challenges with capacity. We feel passionately about the services we provide and strongly believe that they can help drive cost efficiencies in the NHS.

**AbbVie C20 + B20**

AbbVie House, Vanwall Business Park, Maidenhead, Berkshire, SL6 4UB

TEL: 01628 561 090  
 WEBSITE: www.abbvie.co.uk

AbbVie is a global, research-based biopharmaceutical company formed in 2013 following separation from Abbott Laboratories. The company's mission is to use its expertise, dedicated people and unique approach to innovation to develop and market advanced therapies that address some of the world's most complex and serious diseases. Together with its wholly-owned subsidiary, Pharmacyclics, AbbVie employs approximately 29,000 people worldwide and markets medicines in more than 170 countries. For further information on the company and its people, portfolio and commitments, please visit [www.abbvie.co.uk](http://www.abbvie.co.uk).

**Albert Waeschle C2**

Unjt 11 Balena Close, Creekmoor Industrial Estate, Poole, Dorset, BH17 7BD

TEL: 01202 601177  
 WEBSITE: www.opticlar.co.uk  
 EMAIL: john@albertwaeschle.com  
 CONTACT NAME: John Hall

Albert Waeschle has been supplying the Dermoscopy profession for over thirty years. Our first class technical knowledge has enabled us to develop products in conjunction with leading specialists to ensure superb performance. Our OPTICLAR Dermatoscope is packed with features and benefits significantly improving the quality of patient assessments.

**Almirall Ltd B46**

1 Stockley Park Roundabout, Hayes, Uxbridge UB11 1BT

TEL: 020 7160 2500

**Altruist Dermatology Sunscreen D47**

Altruist, PO Box 205, 3830 AE, Leusden, NL

TEL: +31 64 56 28 613  
 WEBSITE: www.altruistsun.com  
 EMAIL: d.westerbeek@westmarkbv.com  
 CONTACT NAME: David Westerbeek van Eerten

Created by Andrew Birnie, consultant dermatologist in Canterbury, and his friend David to reduce the incidence of skin cancer by enabling more people to use dermatologist quality sunscreen at the lowest price. It is one of the top selling sunscreens on [amazon.co.uk](http://amazon.co.uk) and also available in 1 litre size.

**Athrodax Healthcare International Ltd A35**

Hawthorn Business Park, Drybrook, Gloucestershire, GL17 9HP

TEL: 01594 544 440  
 WEBSITE: www.athrodax.co.uk  
 EMAIL: sales@athrodax.co.uk  
 CONTACT NAME: Mrs Eve Hall

Athrodax and our partner Waldmann, will be displaying one of the latest full body phototherapy treatment cabins along with a selection of smaller robust phototherapy products. We will also be demonstrating innovative confocal laser scanning microscopy, skin mapping systems and digital dermoscopy in partnership with Mavig and Visiomed.

**BADBIR G50****British Association of Dermatologists Biologic Interventions Register (BADBIR)**

The University of Manchester, Rutherford House (Unit 1 FF), Manchester Science Park, 40 Pencroft Way, Manchester, M15 6SZ

TEL: 0161 306 1896  
 FAX: 0161 306 1912  
 EMAIL: badbir@manchester.ac.uk  
 WEBSITE: www.badbir.org  
 CONTACT NAME: Kathleen McElhone, BADBIR Manager

The BADBIR is a national register of patients receiving therapy for the treatment of moderate to severe psoriasis in the UK. Data is collected on patients treated with biologics or other systemic treatments (for control purposes). The primary aim of the register is to monitor the safety of biologic agents.

**Beiersdorf UK A50**

Birmingham Business Park, 2010 Solihull Parkway, Birmingham, B37 7YS

TEL: 07957 476 81  
 WEBSITE: eucerin.co.uk  
 EMAIL: Dylan.griffiths@beiersdorf.com  
 CONTACT NAME: Dylan Griffiths

At Beiersdorf we have been caring about skin for more than 130 years. Throughout our history we have built trust by staying close to our consumers and developing innovative skin care brands that are tailored to their needs. We work as one global team, with one focus: making people feel good in their skin. Everywhere. Every day. As we head into the future, we want to become the number one skin care company in the world.

**Bio-Diagnostics Ltd E66**

Upton Industrial Estate, Rectory Road, Upton Upon Severn WR8 0LX

TEL: 01684 592262  
 WEBSITE: <http://www.biodiagnostics.co.uk/>  
 EMAIL: jayne@bio-diagnostics.co.uk  
 CONTACT NAMES: Jayne Hassell, Danny Turnbull

Bio-diagnostics is a well-established medical diagnostics company specialising in Dermatology and Allergy diagnosis. We have a complete range of patch test allergens, chambers and consumables and offer full product training. Recently we have extended our range to include a high quality range of Skin Prick Tests Allergens and Allergy vaccines.

**Bio-Oil E28**

Godrej Consumer Products (UK) Ltd, Falcon House, 115-123 Staines Road, Hounslow, TW3 3LL

TEL: 020 8538 1250  
 WEBSITE: www.bio-oilprofessional.co.uk  
 EMAIL: nataliaw@godrejcp.com  
 CONTACT NAME: Natalia Wicelov

Bio-Oil is an award-winning, specialist skincare treatment that has been clinically proven to improve the appearance of scarring, stretch marks and uneven skin tone. It contains vitamins A, E and natural plant oils, plus PurCellin Oil (TM) that lowers viscosity making it a dry oil.

For more information visit [www.bio-oilprofessional.co.uk](http://www.bio-oilprofessional.co.uk)

**British Association of Dermatologists**

Willan House, 4 Fitzroy Square, London, W1T 5HQ

TEL: 0207 391 0266  
 WEBSITE: www.bad.org.uk  
 EMAIL: admin@bad.org.uk

Please visit our exhibition stand in the lower galleria area at the ACC Liverpool. This is a one stop shop showcasing all aspects of the British Association of Dermatologists. We hope the stand will demonstrate the breadth of activities carried out by the BAD and be a resource for both members and non-members.

**British Skin Foundation B62**

Willan House, 4 Fitzroy Square, London, W1T 5HQ

TEL: 0207 391 6341  
 WEBSITE: www.britishskinfoundation.org.uk  
 Email: admin@britishskinfoundation.org.uk

The British Skin Foundation is the only UK based charity dedicated to funding research into all skin diseases.

**Brymill Cryogenic Systems (UK) Ltd C4**

6 Hayes View Drive, Walsall, WS6 7EX

TEL: 01256 841045  
 WEBSITE: www.brymill.com  
 EMAIL: swilliams@brymill.com  
 CONTACT NAME: Steve Williams

Brymill Cryogenic Systems has been the world leader in the design and manufacture of the Cryosurgical equipment for over 50 years.

Brymill UK also supplies a wider range of quality products including Ethicon Sutures, Electrosurgery, HeadLights, Loupes, Dermatoscopes, Single Use Instruments, Woundcare Products and Smoke Evacuation systems.

**C D Medical D57**

Unit 2002 Eiland Close, Wingates Industrial Estate, Westhoughton, Bolton, BL5 3XE

TEL: 01942 816184  
 WEBSITE: www.cdmedical.co.uk  
 EMAIL: info@cdmedical.co.uk  
 CONTACT NAME: Sophie Phillips

C D Medical's Dermatological products include EMOLLIN emollient spray and CLINIFILM barrier preparations. EMOLLIN allows application of preservative free Liquid Paraffin/Soft White Paraffin to the skin in a 'no touch' technique. CLINIFILM cream, spray and wipes deliver a long lasting protective moisturising barrier protecting sensitive skin from bodily fluids.

**Celgene E30**

1 Longwalk Road, Stockley Park, Hillingdon, UB11 1DB

TEL: +44 (0) 208 831 8300  
 WEBSITE: www.celgene.co.uk

**Clinique Laboratories B48**

Clinique Laboratories Limited, One Fitzroy, 6 Mortimer Street, London W1T 3JJ

TEL: 0791 7555 470  
 WEBSITE: www.clinique.co.uk  
 EMAIL: chough@clinique.co.uk  
 CONTACT NAME: Charlotte Hough

Clinique - Allergy Tested - 100% Fragrance Free - Dermatologist Developed

**Community Dermatology & IFD F2**

Willan House, 4 Fitzroy Square, London, W1T 5HQ

TEL: 020 7388 6515  
 WEBSITE: www.ilds.org  
 EMAIL: info@ilds.org

**Crawford Healthcare B24**

King Edward Court, King Edward Road, Knutsford, Cheshire, WA16 0BE

TEL: 0156554920  
 WEBSITE: www.crawfordhealthcare.com  
 EMAIL: stephanie.young@crawfordpharma.com  
 CONTACT NAME: Stephanie Young

Crawford Healthcare is a specialist pharmaceutical company dedicated to making effective dermatological treatments available to healthcare professionals and consumers. By working with partner companies who are leaders in their respective fields and markets we can offer innovative and valuable treatments and diagnostics for a range of skin conditions

**Daxxin AB D54**

E A Rosengrens gata 9-11, SE 421 31 Vastra Frolunda, Gothenburg, Sweden

TEL: +46 70 5761 709  
 WEBSITE: www.daxxin.co.uk  
 EMAIL: peter.nystrom@daxxin.se  
 CONTACT NAME/S: Peter Nystrom

Specifically designed to give a healthy scalp and beautiful hair, the prescription-free Daxxin shampoo is today Sweden's no.1 pharmacy treatment:

- Documented efficacy against dandruff and scalp psoriasis
- Effective, yet mild and gentle for everyday use
- No reported side effects, or restrictions
- Free from sulphates, phthalates, colorants, parabens, silicones, or nanoparticles

**Derma UK Ltd E4**

Unit 10, ARC Progress, Mill Lane, Stotfold, Bedfordshire, SG5 4NY

TEL: 01462 733500  
 WEBSITE: www.dermak.co.uk  
 EMAIL: katie.howard@dermak.co.uk  
 CONTACT NAME: Katie Howard

Derma UK was formed in 2001 with the purpose of providing cost effective solutions to common dermatological conditions and ultimately creating a better quality of life for the patient. Derma UK is dedicated to the specialty of dermatology. Quality of service is paramount – we want customers to have a choice.

**Dermal Laboratories Ltd D20**

Tatmore Place, Gosmore, Hitchin, Herts SG4 7QR

TEL: 01462 45 88 66  
 WEBSITE: www.dermal.co.uk  
 EMAIL: info@dermal.co.uk  
 CONTACT NAME: Henrik Pyff

Since 1963 Dermal has been at the forefront of innovative topical formulations, developing highly effective, cosmetically acceptable and proven therapies for the management of dermatological skin conditions. Come and hear our news at the Dermal stand. Visit [www.dermal.co.uk](http://www.dermal.co.uk) or [www.doublebase.com](http://www.doublebase.com) to review our online resources.

**Diagenics Ltd D40**

South House 3, Bond Avenue, Bletchley, Milton Keynes MK1 1SW

TEL: 01908 376376  
 WEBSITE: www.diagenics.co.uk  
 EMAIL: info@diagenics.co.uk  
 CONTACT NAMES: Jim Khambatta, Nicholas Lynch

Diagenics will be showing the truestest patch test system, which allows the rapid application of 35 pre-dispensed patches and patchprotect to ensure the security of application of the chambers. Information about our large range of skin prick test solutions will be available.

**DMC Healthcare D44**

Daisy, Business Park, 35-37 Sylvan Grove, London, SE15 1PD

TEL: 020 7635 1012  
 WEBSITE: www.dmccommunityservices.co.uk  
 www.dmchealthcare.co.uk  
 EMAIL: info@dmccommunityservices.co.uk  
 phil.curran@dmchealthcare.co.uk  
 CONTACT NAMES: Phil Curran, Dr Tony Downs

DMC is a provider of consultant-led dermatology services to the NHS. We are trusted by over 25 NHS organisations to deliver both quality and value. Whether we're commissioned by Clinical Commissioning Groups to provide community services or partner with NHS Trusts to deliver insourcing solutions, clinical quality and safety is at the heart of what we do. It means our patients receive both better clinical outcomes and better experience of their treatment.

**Eli Lilly & Company B28**

Lilly House, Priestley Road, Basingstoke, Hampshire, RG24 9NL

TEL: 01256 315 000  
 WEBSITE: www.lilly.co.uk

Lilly is a global healthcare leader that unites caring with discovery to make life better for people around the world. Lilly employees work to discover and bring life-changing medicines to those who need them, improve the understanding and management of disease. To learn more about Lilly, please visit us at [www.lilly.co.uk](http://www.lilly.co.uk)

**Fontus Health Ltd F44**

60 Lichfield Street, Walsall, WS4 2BX

TEL: 0121 661 4615  
 WEBSITE: www.fontushealth.com  
 EMAIL: emma@fontushealth.com  
 CONTACT NAME: Emma Bottamley

Fontus Health is a UK pharmaceutical company with new and innovative healthcare products for the NHS which offer substantial savings whilst delivering improved patient outcomes. Our products cover the AproDerm® dermatology range and CNS, with many others in the pipeline. For further information visit us at stand F44 or email [info@fontushealth.com](mailto:info@fontushealth.com).

**FREZYDERM S.A A30**

5 Menandrou str., Athens, Greece

TEL: 0030 210 6900  
 WEBSITE: www.frezyderm.com  
 EMAIL: npsiouris@frezyderm.gr  
 CONTACT NAME: Nick Psiouris

FREZYDERM is a global manufacturer of dermocosmetics and CE products of the highest quality using only raw materials of pharmaceutical grade. Our extensive portfolio comprises of specialised products for both the cosmetic needs of the skin as well as specific dermatological conditions, such as rosacea, psoriasis and eczema.

**Galderma UK Ltd B42**

Meriden House, 1st Floor, 69-71 Clarendon Road, Watford, WD17 1DS

TEL: 01923 208950  
 WEBSITE: www.galderma.com  
 EMAIL: jan.speller@galderma.com  
 CONTACT NAMES: Kathryn Easter, Jan Speller

Focused exclusively within the field of dermatology, Galderma UK strive to work closely both with healthcare professionals and patients, to support the development and provision of world-class dermatology services within the UK and Ireland. Part of a global organisation our UK and Irish portfolio encompasses prescription products, consumer products and corrective & aesthetic solutions.

**General Medicine Group E2**

General Medicine Group, 222 Gray's Inn Road, London, WC1X 8HB

TEL: 0207 456 1441  
 WEBSITE: www.generalmedicinegroup.co.uk  
 EMAIL: lukejames@generalmedicinegroup.co.uk  
 CONTACT NAME/S: Luke James

The General Medicine Group is a specialised medical recruitment company passionate about being the best Healthcare recruitment partner. Each recruitment consultant is a niche specialist within their area, subsequently they are best placed to match the top doctors within the market with the most appropriate jobs.

**Globe AMT F60**

Globe Aesthetic &amp; Medical Technologies, Unit D7, Sandown Industrial Park, Mill Road, Esher, Surrey, KT10 8BL

TEL: 01372 47 1100  
 WEBSITE: www.globeamt.com  
 EMAIL: ydecaestecker@globemicro.com  
 CONTACT NAME: Yasmina Decaestecker

Globe AMT are the UK distributors of Nevisense, the first diagnostic support tool utilising Electrical Impedance Spectroscopy to provide objective information drawn from non-typical lesions, the C-Cube, a digital, compact and lightweight Ultra High Definition dermatoscope attaining unrivalled image quality and precision, DEKA aesthetic lasers and LifeViz 3D camera system.

**GSK B60**

GlaxoSmithKline, 980 Great West Road, Brentford, Middlesex, TW8 9GS

TEL: 0800 221 441  
 WEBSITE: www.gsk.com/en-gb/  
 EMAIL: customercontactuk@gsk.com  
 CONTACT NAME: Dahlia Kumar

GSK is a science-led global healthcare company that researches and develops a broad range of innovative products.  
 Zinc code: UK/VAC/0051/16(1)b September 2016

**Henleys Medical Supplies D58**

39 Brownfields, Welwyn Gatden City, Hertfordshire, AL7 1AN

TEL: 01707 385221  
 WEBSITE: www.henleysmed.com  
 EMAIL: Colette.cooper@henleysmed.com  
 CONTACT NAMES: Colette Cooper, Paul McEleny

Henleys will be exhibiting a small sample of their extensive range of products, including the KaWe SwiSto3 machine for inexpensive yet effective treatment of Hyperhydrosis.

Also on show will be High Frequency Desiccators, Examination Lights and Dermatoscopes. Please visit us on stand number D58 and speak to our Product Manager.

**ILDS F1**

Willan House, 4 Fitzroy Square, London, W1T 5HQ

TEL: 020 7388 6515  
 WEBSITE: www.ilds.org  
 EMAIL: admin@ilds.org

**Interact Medical A40**

321 Avebury Boulevard

TEL: 01908 357900  
 WEBSITE: www.interactmedical.co.uk  
 EMAIL: paul.starkey@interactmedical.co.uk  
 CONTACT NAME: Paul Starkey

Interact Medical provide specialist recruitment services to the NHS & Private Sectors. Offering bespoke solutions to both candidates and clients alike has seen Interact recognised as a market leader in the provision of contingent workforce solutions. For more information or to discuss our services further, please visit us at this years BAD Conference on stand A40.

**Janssen – Cilag C50**

50-100 Holmers Farm Way, High Wycombe, Bucks, HP12 4EG

TEL: 01494 567567  
 WEBSITE: http://www.janssen.com/uk/  
 EMAIL: pfranco@its.jnj.com  
 CONTACT NAME: Paola Franco

Janssen is one of the world's leading research-based pharmaceutical companies and is part of the Johnson & Johnson family of companies – the largest diversified healthcare group in the world with over 100 years of scientific heritage.

**Johnson & Johnson Ltd G40**

Foundation Park, Roxborough Way, Maidenhead, SL6 3UG

TEL: 01628 822 222

At Johnson & Johnson Limited, we embrace research and science - bringing innovative ideas, products and services to support Healthcare Professionals and advance the health and well-being of people.

**Johnson & Johnson Ltd C60**

Foundation Park, Roxborough Way, Maidenhead, SL6 3UG

TEL: 01628 822 222  
 WEBSITE: www.johnsonsbaby.co.uk/healthcare-professionals

At Johnson & Johnson Ltd., our first priority is to healthcare professionals and parents. For over 120 years, Johnson & Johnson has been committed to advancing evidence-based research for infant skincare globally - allowing us to create specialised products designed to be gentle on baby's skin & eyes.

**La Roche-Posay E40**

L'Oréal Active Cosmetics Division, 255 Hammersmith Road, London W6 8AZ

TEL: 0208 7624 000  
 WEBSITE: www.laroche-posay.co.uk  
 EMAIL: Carlos.Otalora@loreal.com  
 CONTACT NAME/S: Carlos Otalora

Recommended by dermatologists worldwide, La Roche-Posay presents a comprehensive range of skincare with proven efficacy and tolerance. For over 30 years, Effaclar offers a comprehensive line of skincare to provide dermatologists and their patients with effective solutions for oily skin susceptible to acne. Clinically proven to reduce the appearance of spots and blemishes, control shine and help prevent marks for visibly clearer skin in four weeks.

**LD Path Group D48**

6 St John's Place, Farringdon, London, EC1M 4NP

TEL: 0207 336 0921  
 WEBSITE: ldpath.com  
 EMAIL: operations@ldpath.com  
 CONTACT NAMES: Dr Alistair Robson, Mr Sanjit Lallie and Dr Khadija Aljefri

At the cutting edge of medicine, software and science, LD Path Group offers fast histopathology reporting services to the public and private sectors. Through our bespoke LIMS Application, our international team of specialists provide secure, online reports at the touch of a button.

**LEO Pharma E22**

Horizon, HoneyLane, Hurley, Berkshire, SL6 6RJ

TEL: 01844 347333  
 WEBSITE: www.leo-pharma.com  
 EMAIL: general.uk@leo-pharma.com  
 CONTACT NAME: Simon Rear

LEO Pharma helps people achieve healthy skin. By offering care solutions to patients in more than 100 countries globally, LEO Pharma supports people in managing their skin conditions. Founded in 1908 and owned by the LEO Foundation, the healthcare company has devoted decades of R&D to delivering products and solutions to people with skin conditions. LEO Pharma is headquartered in Denmark and employs around 5,000 people worldwide. LEO® © LEO, DATE OF PREPARATION: March 2016, ALL LEO TRADEMARKS UK/IE/2000/10229(1) March 2016

**MDDUS D56**

Mackintosh House, 120 Blythswood Street, Glasgow, G2 4EA

TEL: 0333 043 4444  
 WEBSITE: www.mddus.com  
 EMAIL: ajkhan@mddus.com  
 CONTACT NAME: Ajmal Khan

The MDDUS is a UK wide, mutual organisation providing indemnity, advice and guidance on medico-legal matters to members who encounter professional difficulties for over 100 years. With a team of highly qualified and experienced professionals, and offices in London and Glasgow. Please visit our stand or www.mddus.com for more information.

**MEDA Pharmaceuticals Ltd E20**

Skyway House, Parsonage Road, Bishop's Stortford, CM22 6PU

TEL: 0845 460 0000  
 WEBSITE: www.medapharma.co.uk  
 EMAIL: info@medapharma.co.uk

**medac F42**

Scion House, Stirling University Innovation Park, Stirling, FK94NF

TEL: 01786 458086  
 WEBSITE: www.medacuk.com  
 EMAIL: lauren.addison@medac-uk.co.uk  
 CONTACT NAME: Lauren Addison

medac GmbH is a privately owned German company founded in 1970. medac mainly promotes the development and marketing of therapeutics in the field of autoimmune diseases. Our Metoject® PEN is injectable methotrexate used in the treatment of severe psoriasis. Please come to stand E20 for more information.

**MIXA D62**

255 Hammersmith Road, London W6 8AZ

TEL: 0208 7624 880  
 WEBSITE: uk.mixa.com  
 EMAIL: lucie.moretti@loreal.com  
 CONTACT NAME: Lucie Moretti

Mixa was created by Dr Roger, a French apothecary, whose unique expertise of mixing ingredients in pleasurable formulations inspired him to create dermo-cosmetic solutions for sensitive skin.

**NAOS GROUP UK LTD (Bioderma) B64**

3F, 1 a Redchurch Street, E2 7DJ

TEL: +44 (0)77 36 16 57 01  
 WEBSITE: www.bioderma-uk.com  
 EMAIL: s.pergeaux@bioderma-uk.com  
 CONTACT NAME: Sebastien Pergeaux

Bioderma uses its biological expertise to find best solutions to help the skin itself restoring healthy condition in a lasting way. Bioderma strives to find unique solution for all skin types. Each range is developed to answer specific needs. Meet with Bioderma skin experts to discover Atoderm, a range developed for dry to very dry skin and Sebium, developed for combination to acne-prone skin.

**Noblegen Cryogenics D46**

Wirac Automation Ltd, 5 Parker Court, Gateshead, NE11 6TP

TEL: 1914 601 177  
 WEBSITE: www.noblegencycryogenics.com  
 EMAIL: duncan.bradley@noblegen.co.uk  
 CONTACT NAME: Duncan Bradley

Manufacturers and installers of liquid nitrogen generators, gas generators, cryogenic and gas pipe-work, and cryogenic storage systems

**Novartis B26 & E64**

200 Frimley Business Park, Frimley/Camberley, Surrey, GU16 7SR

TEL: 7552212422  
 WEBSITE: www.novartis.co.uk  
 EMAIL: jade.gilbert@novartis.com  
 CONTACT NAME: Jade Gilbert

We aim to transform patients' lives by targeting progressive illnesses and treating co-morbidities in the fields of Specialty Dermatology and Rheumatology, where there remains a high unmet medical need.

**RB UK Commercial Limited F46**

Wellcroft House, Wellcroft Road, Slough, SL1 4AQ

TEL: 01753 506800  
 WEBSITE: www.rb.com  
 EMAIL: nishma.patel@rb.com  
 (conference point of contact only, not for distribution)  
 CONTACT NAME: Nishma Patel

Reckitt Benckiser is a global company operating in health & personal care and household cleaning categories. It has operations in over 60 countries, employing around 23,000 employees. Consumer-centred product innovation and global roll-out are the company's key organisational drivers.

The UK healthcare business has leading pharmaceutical products. Among its portfolio are well-known and trusted brands such as Nurofen, Gaviscon, Lemsip, Strepsils, Bonjela, Fybogel and Senokot. We also produce the E45 range for dry and damaged skin conditions.

**Sanofi Genzyme B40**

1 Onslow Street, Guildford, Surrey, GU1 4YS

TEL: 01483 505515  
 WEBSITE: www.sanofi.co.uk  
 EMAIL: raj.rout@sanofi.com  
 CONTACT NAME: Raj Rout, Medical Affairs, Immunology

Sanofi, a global healthcare leader, discovers, develops and distributes therapeutic solutions focused on patients' needs. Sanofi is organized into five global business units: Diabetes and Cardiovascular, General Medicines and Emerging Markets, Sanofi Genzyme, Sanofi Pasteur and Meril.

"Sanofi Genzyme and Regeneron are committed to providing resources to better understand and research atopic dermatitis"

**Schuco C40**

Axis 4, Rhodes Way, Watford, WD24 4YW

TEL: 01923 234 600  
 WEBSITE: www.schuco.co.uk  
 EMAIL: edward.fox@schuco.co.uk  
 CONTACT NAMS: Edward Fox

At Schuco everything we do is about bringing the latest skin care technology to you. We look to drive innovation in both products and services ensuring that we constantly work to simplify and improve the care pathways by providing support, training, and education on the latest techniques, products and services.

**STD Pharmaceuticals B10**

Plough Lane, Hereford, HR4 0EL

TEL: 01432 373555  
 WEBSITE: www.stdpharm.co.uk  
 EMAIL: roliver@stdpharm.co.uk  
 CONTACT NAME: Richard Oliver

STD Pharmaceutical Products Ltd is a small family run company that supplies iontophoresis machines and other products to help patients with hyperhidrosis, all available through their new website www.sweathelp.co.uk. Their pharmaceutical product is a sclerosant for the treatment of varicose and spider veins.

**Thornton & Ross D22**

Thornton and Ross Manchester Road, Linthwaite, Huddersfield, HD7 5QH

TEL: 01484 842217  
 WEBSITE: www.thorntonandross.co.uk  
 EMAIL: thomasengel@thorntonross.com  
 CONTACT NAME: Tom Engel

Thornton & Ross Dermatology offer the following skin care solutions;

Zeroderma emollients - similar in formulation to leading brands and offering cost savings of up to 37%.

Cetramen emollients - offering unique formulations to enable effective eczema management.

Flexitol - Offering a medically proven treatment and maintenance regime for dry, cracked heels and feet associated with diabetic anhidrosis.

Internis Pharmaceuticals - Offering innovative new medicines aimed at the treatment and prevention of a range of common bone disorders, such as osteoporosis and vitamin D3 deficiency.

**TXM Healthcare D42**

Walnut House, Blackhill Drive, Wolverton Mill, Milton Keynes, MK12 5TS

TEL: 01908 326 400  
 WEBSITE: www.txmhealthcare.co.uk  
 EMAIL: chloe.nicholas@txmhealthcare.co.uk  
 CONTACT NAME: Chloe Nicholas

TXM Healthcare is a multidisciplinary Medical Recruitment Agency approved by the Crown Commercial Services, Health Trust Europe, and Collaborative Procurement Partnerships NHS Medical Locum Frameworks. We are a provider of specialist Healthcare staff offering well-screened, skilled applicants for each vacancy, whether it is for locum, contract or permanent roles.

**UCB Pharma Limited C62**

208 Bath Road, Slough, Berks, SL1 3WE

TEL: 01753 534 655  
 WEBSITE: www.ucbpharma.co.uk

UCB's ambition is to transform the lives of people living with severe diseases. We focus on neurology and immunology disorders - putting patients at the center of our world. We are inspired by Patients. Driven by Science.

**Unite Medical Ltd D50**

12 Business Centre, The Pinnacle, Midsummer Boulevard, Milton Keynes, MK9 1BP

TEL: 01908 921110  
 WEBSITE: www.unitemedical.org  
 EMAIL: andrew@unitemedical.org  
 CONTACT NAME: Andrew Hollingsworth

Unite Medical are a National Framework medical recruitment and locum agency offering bespoke services to the NHS and Private Sector. We pride ourselves on the vast amount of experience our staff have working in the industry which makes Unite Medical one of the most reliable and professional services around.

**VICHY - Dermablend E41**

L'Oréal Active Cosmetics Division, 255 Hammersmith Road, London W6 8AZ

TEL: 0208 7624 000  
 WEBSITE: www.vichy.co.uk  
 EMAIL: Carlos.Otalora@loreal.com  
 CONTACT NAME: Carlos Otalora

Vichy Dermablend is a high coverage, long hold, natural finish foundation range. Created in 1981 by Dr. N. Craigs as a coverage solution for his wife's vitiligo, Dermablend continues to give women skin confidence whatever their skin concern. Suitable even for sensitive skin.

**Wisepress Medical Bookshop A20**

15 Lyon Road, Merton, London, SW19 2RL

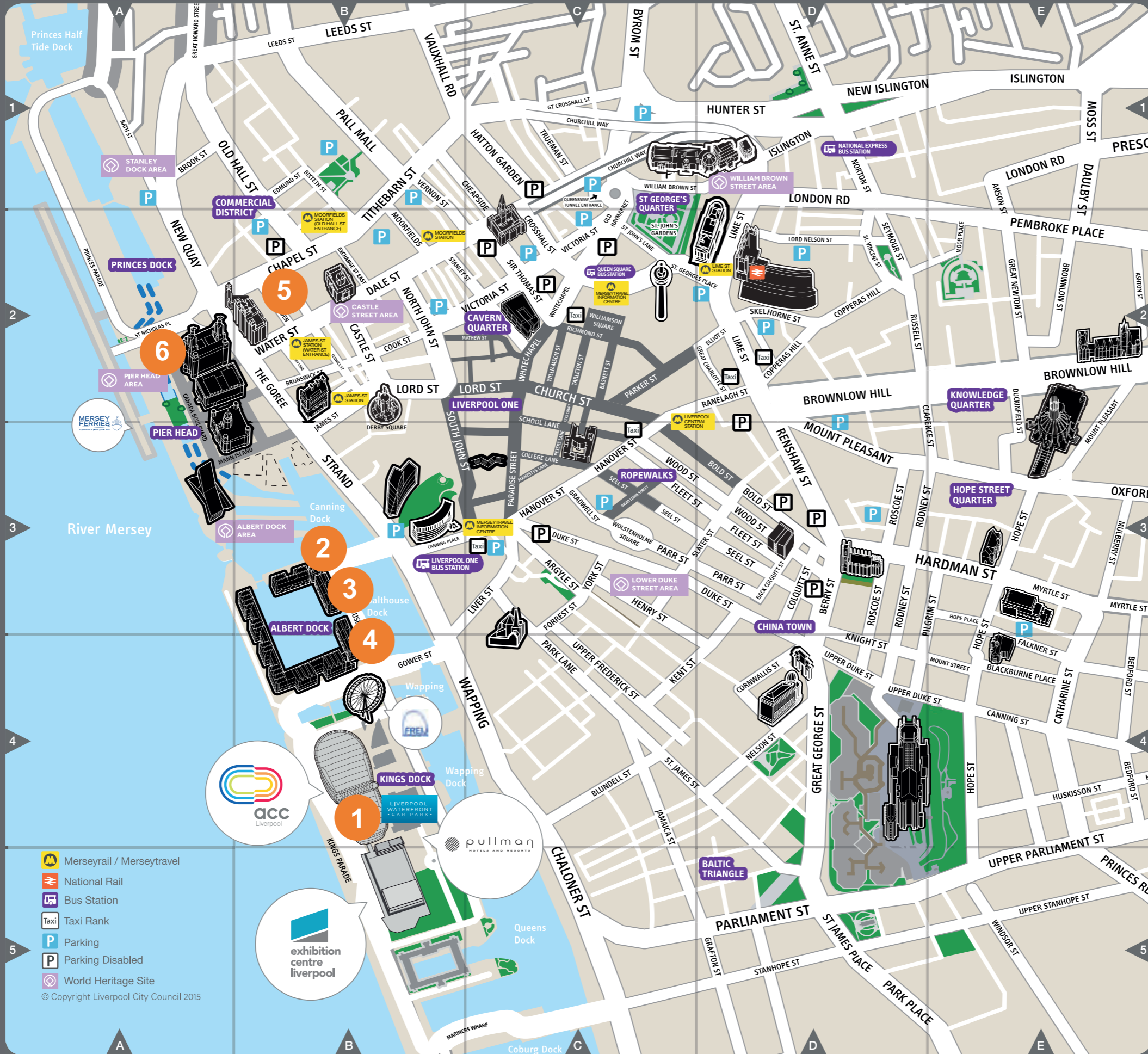
TEL: +44 20 8715 1812  
 WEBSITE: www.wisepress.com  
 EMAIL: marketing@wisepress.com

Wisepress.com, Europe's leading conference bookseller, attend around 200 conferences every year. We have an extensive range of books and journals relevant to the themes of this conference available at our booth. We also have a comprehensive range of STM titles available on our online bookshop. Follow us on Twitter @WisepressBooks

## Notes



# Map of Liverpool



## Social Venues

- 1 ACC Liverpool
- 2 Gusto (SAS Dinner)
- 3 Revolucion de Cuba (Trainee / DermSchool event)
- 4 Spice Lounge (BSMD Curry)
- 5 Racquet Club (BSDS Dinner)
- 6 Liver Building (President's Private Dinner)

Merseyrail / Merseytravel  
 National Rail  
 Bus Station  
 Taxi Rank  
 Parking  
 Parking Disabled  
 World Heritage Site  
 © Copyright Liverpool City Council 2015



# Upcoming Meetings

## Survival Guide for New Trainees

**Thursday 3rd August 2017**

Willan House, London

An afternoon designed by **Dr Piu Banerjee** to introduce newly appointed trainees to basic dermatology. A range of essential dermatological topics and demonstrations will be presented by senior dermatology trainees and consultants.

For further details / to register, visit: [www.eventsforce.net/bad/229/home](http://www.eventsforce.net/bad/229/home)

## Essential Cutaneous Infections

**Monday 25th September 2017**

Willan House, London

The 3rd Annual Essential Cutaneous Infections meeting will take place at Willan House, London on Monday 25th September.

This 1-day course, is aimed at StRs, Hospital Specialty Doctors and Consultants and is intended to complement the established Essential Medical Dermatology course.

The day will consist of lectures and case based discussions led by national authorities in skin infections. There will be a particular emphasis on exotic infections to address a gap in many StR training programmes and many Dermatologists' experience.

For further details / to register, visit [www.eventsforce.net/bad/232/home](http://www.eventsforce.net/bad/232/home)

## International Society of Dermatopathology Symposium

**Thursday 28th – Saturday 30th September 2017**

Glasgow, Scotland

Around 400 International experts in the field of Dermatopathology (with up to half also being practising dermatologists), are expected to be in attendance for a meeting which will include sessions on Digital Dermatopathology and Telepathology, the Internet and social media in Dermatopathology, Molecular pathology in Dermatopathology, and Confocal Microscopy, with many Videomicroscopy sessions.

For further details / to register, visit: [www.isdp2017.com/home](http://www.isdp2017.com/home)

## Clinical Dermatology Update Meeting

**Wednesday 4th – Friday 6th October 2017**

Crewe Hall

As always a highly informative programme will be provided to attending delegates making the meeting one not to be missed.

For further details / to register, visit [www.eventsforce.net/bad/225/home](http://www.eventsforce.net/bad/225/home)

## Brain Skin Colloquium

**Monday 9th – Tuesday 10th October 2017**

The brain-skin connection is emerging as an area of significant clinical and research interest given that there is a large body of data which demonstrates the impact of the brain on the skin and vice versa. Following a successful Stress and Skin Symposium held at Cornell Weill Cornell University, New York in June 2006, the time is ripe to gather experts from Europe and North America to present recent novel research data as well as the clinical application of such advances.

The meeting will aim to discuss: (i) Interactions between the nervous system and skin whilst providing a clinical update of the latest developments in this key area; (ii) Facilitate networking and collaboration between investigators which could lead to scientific and therapeutic advances. Consequently, the meeting will be of great value to clinicians (in particular dermatologists, however, psychologists, psychiatrists and neurologists would also be interested in this meeting) and scientists including immunologists, cell biologists, experts in signal transduction, cancer biologists and scientists interested in connective tissue.

For further details / to register, visit [www.eventsforce.net/bad/194/home](http://www.eventsforce.net/bad/194/home)

## Conference & Event Services from The British Association of Dermatologists

The Conference & Event Services Department of the British Association of Dermatologists offers professional conference organisational services (PCO) for the association & its membership, as well as externally to other organisations

Please visit our website for further upcoming meetings organised by the department, and contact us directly if you would like to discuss an upcoming event you would like assistance in organising.

**Email: [conference@bad.org.uk](mailto:conference@bad.org.uk)**

**Phone: +44 (0)20 7391 6343**

**Web: [www.bad.org.uk/events](http://www.bad.org.uk/events)**

Please visit [www.bad.org.uk/meetings](http://www.bad.org.uk/meetings) to access further information for any of the above events as well as to view other meetings of interest organised by the department.



# FREZYDERM ac-norm

THE ALTERNATIVE TREATMENT APPROACH TO ACNE



SUITABLE FOR HOMEOPATHIC TREATMENT

## INNOVATIONS

### medilike proposal

ACTIVE INGREDIENTS OF  
COMPARABLE EFFECTIVENESS  
TO PHARMACEUTICAL MOLECULES

- biomimesis of topical retinoids
- biomimesis of topical antibiotics

### optimized delivery technology

INCREASE OF TRANSDERMAL  
ABSORPTION OF ACTIVE  
INGREDIENTS

- gradual release of ingredients •
- immediate action •

AUTONOMOUS TREATMENT | SYNERGY WITH PHARMACEUTICAL TREATMENTS  
PARABENS FREE | NON-COMEDOGENIC

FREZYDERM UK LTD  
Link House, 140 Broadway road, Surrey, London KT67HT, United Kingdom, T: +44 020 83396131  
info@frezyderm.co.uk, www.frezyderm.com

## BRITISH SKIN FOUNDATION LEADING THE FIGHT AGAINST SKIN DISEASE AND SKIN CANCER



MORE THAN 10,000 SUPPORTERS RAISING OVER £15 MILLION



600 RESEARCHERS COMPLETING 350 PROJECTS AT 25 UNIVERSITIES  
AND MEDICAL SCHOOLS THROUGHOUT THE UK



COUNTLESS LIVES CHANGED THROUGH MORE THAN TWO DECADES  
OF BRITISH SKIN FOUNDATION FUNDING

For further information and to find out how you can help, please visit:

[www.britishskinfoundation.org.uk](http://www.britishskinfoundation.org.uk) call 0207 391 6341

[www.facebook.com/leadingthefightagainstskindisease](https://www.facebook.com/leadingthefightagainstskindisease)

@BSFCharity





# BAD2017 Meeting App

- Review agenda & speakers
- Interactive floorplans
- View abstracts & e-posters
- View sponsors & exhibitors

Download the Guidebook app from the iOS App Store or Google Play

Tap on "Use Code" below the Guidebook logo  
Enter the passphrase: **bad17**  
Tap "Get this Guide" on the next screen that appears

Using a Blackberry, Windows Phone, or computer?

You can access the guide through a webbrowser at  
<https://guidebook.com/redeem/?next=/guide/68166/> – enter the passphrase **bad17** when prompted.

**DOWNLOAD NOW!**



BAD are grateful to Janssen for their support of the meeting app



[isd2017.com](http://isd2017.com) email: [conference@bad.org.uk](mailto:conference@bad.org.uk)

## Invitation

We are delighted to invite you to the XXXVIII Symposium of the International Society of Dermatopathology, the leading International meeting in the field of Dermatopathology. By visiting the website [www.isdp2017.com](http://www.isdp2017.com) you will see the exciting programme that we have in place.

Registration includes: Diagnostic features of melanocytic lesions, Update on molecular pathology of melanocytic lesions with CPC, SCC and related neoplasia, AFX/PDS, New perspectives in skin cancer, Adnexal tumours, Lymphoma, Inflammatory Dermatopathology, Infections, Hair and Nails, Soft tissue tumors, Pediatric dermatopathology, Pitfalls in Dermatopathology, Digital Dermatopathology, The Internet and Social Media, and Quality Assurance, Cancer datasets and standardised reporting. Preferred papers sessions – please submit abstracts by 19 June 2017 (abstracts to be published in Am J Dermatopathology). Videomicroscopy tutorials for most sessions (no extra fee). The ever popular Self Assessment (no extra fee) - digitally scanned slides to view prior to the meeting.

The state of the art Technology & Innovation Centre of the University of Strathclyde will host the Symposium in a central location within walking distance of hotels and we are sure that Glasgow with its wonderful buildings, shops and restaurants will be a wonderful host city, with a chance to explore the beautiful Scottish countryside beyond. The British Association of Dermatologists Conference team is assisting with the organisation. Please direct your interest to [conference@bad.org.uk](mailto:conference@bad.org.uk)

I hope to welcome you to Glasgow in 28-30 September 2017.

Dr Paul Craig, ISDP Glasgow 2017 Symposium President

## Key Info

Register **now** to take advantage of the earlybird rate!  
Discounted rate for ISDP members (join at [www.intsocdermpath.org](http://www.intsocdermpath.org))

Abstract deadline 19 June 2017  
Abstracts to be published in American Journal of Dermatopathology

Accommodation available to book now

For further details visit:

[isd2017.com](http://isd2017.com)

Contact: [conference@bad.org.uk](mailto:conference@bad.org.uk)



International Society of Dermatopathology



Notes

Lined writing area for page 104.



Notes

Lined writing area for page 105.







**British Association of Dermatologists**

[www.bad.org.uk](http://www.bad.org.uk)