

British Association of Dermatologists
95th Annual Meeting
7th – 9th July 2015



MANCHESTER 2015

FINAL PROGRAMME

The big question for biologics: A first-line systemic therapy for psoriasis?



Scientific debate:
Dr Mark Goodfield vs.
Professor Nick Reynolds
Moderated by Dr Sarah Jarvis



Cosentyx[®] (secukinumab) Prescribing Information Please refer to the Summary of Product Characteristics before prescribing.

Indication: Cosentyx is indicated for the treatment of moderate to severe plaque psoriasis in adults who are candidates for systemic therapy.

Presentations: Cosentyx 150 mg solution for injection in pre-filled syringe; Cosentyx 150 mg solution for injection in pre-filled pen.

Dosage & Method of Administration: The recommended dose is 300 mg via subcutaneous injection. Dosing is given at weeks 0, 1, 2 and 3, followed by monthly maintenance dosing starting at Week 4. Each 300 mg dose is given as two subcutaneous injections of 150 mg. If possible, areas of the skin that show psoriasis should be avoided as injection sites. Consideration should be given to discontinuing treatment in patients who have shown no response up to 16 weeks of treatment. Some patients with an initial partial response may subsequently improve with continued treatment beyond 16 weeks. Safety and efficacy in patients below the age of 18 years have not been established.

Contraindications: Severe hypersensitivity reactions to the active substance or to any of the excipients. Clinically important, active infection.

Warnings & Precautions: Infections: Cosentyx has the potential to increase the risk of infections. In clinical studies, most of these were mild or moderate upper respiratory tract infections such as nasopharyngitis and did not require treatment discontinuation. Non-serious mucocutaneous candida infections were more frequently reported for secukinumab than placebo in the psoriasis clinical studies. Caution in patients with a chronic infection or a history of recurrent infection. Advise patients to seek medical advice if signs or symptoms suggestive of an infection occur. If a patient develops a serious infection, the patient should be closely monitored and Cosentyx should not be administered until the infection resolves. Cosentyx should not be given to patients with active tuberculosis. Anti-tuberculosis therapy should be considered prior to initiation of Cosentyx in patients with latent tuberculosis. **Crohn's disease:** Caution in patients with Crohn's disease - exacerbations of Crohn's disease, in some cases serious, were observed in clinical studies. Patients who are treated with Cosentyx and have Crohn's disease should be followed closely. **Hypersensitivity**

reactions: If anaphylactic or other serious allergic reactions occur, discontinue immediately and initiate appropriate therapy.

Vaccinations: Live vaccines should not be given concurrently with Cosentyx. Patients receiving Cosentyx may receive concurrent inactivated or non-live vaccinations. **Latex-Sensitive Individuals:** The removable needle cap of the Cosentyx pre-filled syringe and the pre-filled pen contains a derivative of natural rubber latex. **Concomitant immunosuppressive therapy:** Combination with immunosuppressants, including biologics, or phototherapy - have not been evaluated.

Interactions: Live vaccines should not be given concomitantly with Cosentyx. No interaction studies have been performed in humans. The formation of some CYP450 enzymes are suppressed by increased levels of cytokines during chronic inflammation. Thus normalisation of CYP450 levels may be anticipated during secukinumab treatment, with accompanying lower exposure of CYP450 metabolised co-medications.

Therefore, a clinically relevant effect on CYP450 substrates with a narrow therapeutic index, where the dose is individually adjusted (e.g. warfarin) cannot be excluded. On initiation of secukinumab therapy in patients being treated with these types of medicinal products, therapeutic monitoring should be considered.

Fertility, pregnancy and lactation: Women of childbearing potential: Women of childbearing potential should use an effective method of contraception during treatment and for at least 20 weeks after treatment. **Pregnancy:** It is preferable to avoid the use of Cosentyx in pregnancy, due to lack of adequate data. **Breast feeding:** Clinical decision on continuation of breast feeding during secukinumab treatment (and upto 20 weeks after discontinuation) in nursing mothers must be made, taking into account the benefit of breast feeding to the child and the benefit of Cosentyx therapy to the woman. It is not known if secukinumab is excreted in human breast milk. **Fertility:** The effect of secukinumab on human fertility has not been evaluated.

Adverse Events: Very Common ($\geq 1/10$): Upper respiratory tract infection. **Common** ($\geq 1/100$ to $< 1/10$): Oral herpes, rhinorrhoea, diarrhoea, urticaria. Infections: In the placebo controlled period of clinical studies in plaque psoriasis, infections were reported. The majority of infections consisted of non-serious and mild to moderate upper respiratory tract

infections, such as nasopharyngitis, which did not necessitate treatment discontinuation. There was an increase in mucosal or cutaneous candidiasis, but the cases were mild or moderate in severity, non-serious, responsive to standard treatment and did not necessitate treatment discontinuation. Serious infections occurred in a small proportion of patients in both the Cosentyx and placebo groups. Over the entire treatment period (up to 52 weeks), infections were reported in 47.5% of patients treated with Cosentyx (0.9 per patient year of follow up). Serious infections were reported in 1.2% of patients treated with Cosentyx (0.015 per patient years of follow up). **Neutropenia:** Neutropenia was more frequently observed with secukinumab than with placebo, but most cases were mild, transient and reversible. There were no reported cases of neutropenia more severe than Grade 3. **Immunogenicity:** Less than 1% of patients treated with Cosentyx developed antibodies to secukinumab up to 52 weeks of treatment.

Other Adverse Effects: Please consult the Summary of Product Characteristics for a detailed listing of all adverse events before prescribing.

Legal Category: POM

MA Number & List Price: EU/1/14/980/004 & EU/1/14/980/005 - 150 mg pre-filled pen x2 £1,218.78; EU/1/14/980/002 & EU/1/14/980/003 - 150 mg pre-filled syringe x2 £1,218.78.

PI Last Revised: January 2015 [COS15-C001]

Full prescribing information, including a SmPC is available from: Novartis Pharmaceuticals UK Limited, Frimley Business Park, Frimley, Camberley, Surrey, GU16 7SR. Telephone: (01276) 692255 Fax: (01276) 692508.

Adverse Event Reporting:

Adverse events should be reported. Reporting forms and information can be found at www.mhra.gov.uk/yellowcard.

Adverse events should also be reported to Novartis Pharmaceuticals UK Ltd on 01276 69 8370 or via medinfo.uk@novartis.com.

Overview	
Accommodation	7
App	7
Badges	7
Banking	7
Business Services	7
Catering	7
Certificates of attendance	7
Cloakroom	7
Committee meetings	11
Continuing Professional Development (CPD)	7
Exhibition	7
Exhibitor Directory	68 - 72
Exhibition Quiz	7
Exhibition Plan	66 - 67
First aid	7
Focus Sessions	58
Hot Topics Overview	64
Map of Manchester	65
Meetings Calendar	74
Organising Committees	4
Parking	7
Patient support groups	67
Payment of registration fees	7
Pharma presentation zone	64
Poster exhibition	7
Poster Presentations	59
Posters	60 - 63
Registration desk	7
Social events	10
Speaker preview	7
Sponsored symposia	7
Venue Plan	8 - 9
Welcome to Manchester	5
Wi-Fi	7

Monday 6th July Overview 12

BSD Self-Assessment	13
Trainee pre-conference session	14
SAS Session	15

Tuesday 7th July Overview 16

CPCs - Joint BAD / BSD	17
British Society of Cutaneous Allergy (BSCA)	18 - 19
UK Trend	20
British Society for Dermatological Surgery (BSDS)	21 - 24
International Psoriasis Council - meet the expert	25
Senior Skin Group	26
Plenary Session – Submitted papers	27
British Society for Dermatopathology (BSD)	28 - 29
Dermatology Teachers	30

Wednesday 8th July Overview 31

Sponsored Symposium: LEO Pharma	32
Plenary session – International Dermatology	33
New Treatments	34
Historical	35
British Teledermatology Society (BTS)	36
Public Lecture	37
Sponsored Symposium: Johnson & Johnson	38
Sponsored Symposium: Celgene	39
Sponsored Symposium: La Roche-Posay	40
Plenary session – Medical Dermatology	41
British Cosmetic Dermatology Group (BCDG)	42
Psychoderatology UK	43 - 44
Sponsored Symposium: Novartis	45
Sponsored Symposium: LEO Pharma	46

Thursday 9th July Overview 47

Plenary Session Professor's & Registrars' forum	48
BADGEM	49 - 50
British Photodermatology Group (BPG)	51 - 52
British Society for Skin Care In Immunosuppressed Individuals	53 - 54
British Society of Paediatric Dermatology (BSPD)	55 - 56
CPD update	57
Focus Sessions	58

Keynote Lectures

Tuesday	
Professor Erwin Tschachler	27
Professor Robert Modlin	27
Wednesday	
Professor Günther Hofbauer	33
Professor Lars French	41
Thursday	
Professor Masayuki Amagai	48
Professor Christopher Griffiths	57

CONFERENCE & EVENT SERVICES

Mr Chris Garrett - Conference & Event Services Manager
 Mrs Jenna Bowler – Senior Events Coordinator
 Mrs Marie Elwér – Finance and Conference Administrator
 Miss Sally-Ann Koomson – Marketing & Events Coordinator
 Miss Dannielle Sinclair – Events Coordinator

ORGANISING COMMITTEE

Dr Khadija Al Jefri
 Miss Marilyn Benham
 Mrs Jenna Bowler
 Dr David J Eedy
 Mr Chris Garrett
 Dr Richard Groves
 Mrs Catherine Hanaway
 Dr Glenda Hill
 Prof Irene Leigh – Chair
 Dr Nick Levell
 Dr Anshoo Sahota
 Dr Richard Weller

BAD ABSTRACT SELECTION COMMITTEE

Prof Alex Anstey
 Dr Asok Biswas
 Dr Paul Craig
 Dr Sara Edwards
 Dr Walayat Hussain
 Prof Irene Leigh
 Dr Nick Levell
 Dr Blanca Martin
 Dr Sandy McBride
 Prof Nick Reynolds
 Dr Richard Weller
 Dr Helen Young

BAD JUDGING COMMITTEE

Dr Abba Alkali	Dr Natalie Attard
Dr Alison Bedlow	Dr Sara Brown
Prof Rino Cerio	Dr Fiona Child
Dr Judith Ellison	Dr Mark Goodfield
Dr Virginia Hubbard	Dr Jenny Hughes
Dr Hamish Hunter	Dr Sally Ibbotson
Dr Elise Kleyn	Dr Aoife Lally
Dr Joyce Leman	Dr Sandy McBride - Chair
Dr Tess McPherson	Dr Jana Natkunarajah
Dr Bav Shergill	Dr Victoria Swale

BADGEM ABSTRACT SELECTION COMMITTEE

Prof Irene Leigh
 Prof Edel O'Toole
 Prof Maurice van Steensel

BPG ABSTRACT SELECTION COMMITTEE

Dr Robert Dawe
 Dr Hiva Fassihi
 Dr Adam Fityan
 Prof James Ferguson
 Dr Sheru George
 Dr Victoria Goulden
 Dr Tsui Ling
 Dr Paul Norris

Dr Ljubomir Novakovic
 Dr Robert Sarkany
 Dr Muthu Sivaramakrishnan
 Dr Julie Woods

BSCA ABSTRACT SELECTION COMMITTEE

Dr Deidre Buckley
 Dr Christine Reckling
 Dr Natalie Stone

BSPD ABSTRACT SELECTION COMMITTEE

Dr Paula Beattie
 Dr Fiona Browne
 Dr Carsten Flohr

BSD ABSTRACT SELECTION COMMITTEE

Dr Asok Biswas
 Dr Paul Craig
 Dr Sara Edwards
 Dr Blanca Martin

BSDS ABSTRACT SELECTION COMMITTEE

Dr Colin Fleming
 Dr Vindy Ghura
 Dr Wal Hussain
 Dr Raj Mallipeddi

BSSCII ABSTRACT SELECTION COMMITTEE

Prof Christopher Bunker
 Prof Catherine Harwood
 Dr Ferina Ismail
 Dr John Lear
 Dr Nilesh Morar
 Dr William Phillips
 Prof Charlotte Proby
 Dr Helen Ramsay

BTS ABSTRACT SELECTION COMMITTEE

Dr Carolyn Charman
 Dr Saul Halpern
 Dr Colin Morton

DERMATOLOGY TEACHERS SELECTION COMMITTEE

Dr Stuart Cohen
 Dr Jon Goulding
 Dr Shona Ogilvie
 Dr Minal Singh
 Dr Angela Tewari

HISTORICAL ABSTRACT SELECTION

Dr Julia Ellis
 Prof David Gawkrödger
 Dr Frances Humphreys
 Dr Nick Levell
 Dr Sid Orpin
 Dr Rakesh Patalay
 Dr Paul Yesudian

PSYCHODERMATOLOGY ABSTRACT SELECTION

Dr Janet Angus
 Dr Susannah Baron
 Dr Anthony Bewley

ACKNOWLEDGEMENTS

The British Association of Dermatologists gratefully acknowledges the contribution of the many exhibitors & sponsors whose attendance has helped make the meeting possible.



Welcome to Manchester and the 95th Annual Meeting of the British Association of Dermatologists. We are once again delighted to be in the award winning Manchester Central Convention Complex.

Manchester will provide the ideal back-drop for this year's Annual Meeting. At the heart of the city you'll find Petersfield – the dedicated conference quarter which houses Manchester Central offering world class conference, exhibition and meeting facilities, surrounded by an array of hotels within a five minute walk. You are guaranteed to be welcomed, inspired and assured that Manchester is more than just a conference destination; Manchester is a modern city that is dynamic, and energetic. Mancunian friendliness is legendary and an enthusiastic welcome is guaranteed!



SCIENTIFIC PROGRAMME

Building on its reputation as a high quality internationally renowned event, the BAD Conference and Events committee has again worked hard to provide a blend of new scientific presentations with updates from experts in various fields. We are pleased that the Arthur Rook Oration will be delivered by Professor Masayuki Amagai from Tokyo, Japan. EADV President Professor Erwin Tschachler (Vienna) and Professor Robert Modlin (Los Angeles), will give the first of the guest lectures at the plenary session on Tuesday speaking on 'The dermatologist and the HIV/AIDS pandemic' and 'Learning from Leprosy: An Excellent Adventure' respectively. Wednesday mornings programme features Professor Günther Hofbauer from Zurich who will update participants on 'Mechanisms in epithelial skin cancer development'. This year we have an additional guest lecture to be given by Professor Lars French from Zurich speaking on 'The Inflammasome, Autoinflammation and Skin Disease'. This will begin the medical Dermatology Session on Wednesday afternoon. The final guest lecture will come from closer to home with Professor Chris Griffiths, talking during the CPD session on Thursday afternoon on 'Psoriasis: A Natural History'.

We have a new International Dermatology CPD session on Wednesday morning and following feedback from the 2014 evaluation we have spread the Special Interest Groups to offer a better balance to the three days. Please also look out for the Hot topics and Poster Presentations within the Exhibition Hall. Those attendees not participating in the AGM on Wednesday are encouraged to register for the Public Lecture being given by Dr Christian Jessen.

Don't forget to download the new BAD2015 app and see the new features as we look to improve our audience interaction (details on page 79).

Socially, the Annual Dinner will be at Manchester Cathedral on Wednesday evening, with a Welcome Reception in the Central Foyer of Manchester Central on the Tuesday evening.

It all promises to be a packed and memorable meeting, I personally look forward to offering a warm welcome to all delegates and hope you enjoy the meeting!

A handwritten signature in black ink that reads "Irene Leigh".

Irene Leigh
Academic Vice President (2013-2015)

Programme Overview

MONDAY 6 JULY 2015

TIME	SESSION DETAIL	ROOM	INFORMATION
12:15 – 18:15	Trainee Pre-conference Session	Exchange Auditorium	Page 14
12:15 – 17:35	Staff & Associate Specialist Session	Central 5,6,7	Page 15
12:45 – 18:15	BSD Self-Assessment	Exchange 1	Page 13

TUESDAY 7 JULY 2015

TIME	SESSION DETAIL	ROOM	INFORMATION
08:30 – 12:45	British Society of Cutaneous Allergy	Central 5,6,7	Page 18-19
09:00 – 12:10	Clinicopathological Cases	Exchange Auditorium	Page 17
09:00 – 10:30	UK Trend	Exchange 11	Page 20
10:45 – 11:15	Hot Topics	Exhibition	Page 64
10:45 – 11:15	Poster Presentations	Exhibition	Page 59
11:15 – 18:00	British Society for Dermatological Surgery	Exchange Hall	Page 21-24
11:30 – 13:00	International Psoriasis Council – Meet the expert	Exchange 11	Page 25
12:30 – 14:00	Senior Skin Group	Charter 4	Page 26
13:10 – 13:55	Pharma Presentations	Exhibition	Page 64
14:00 – 14:30	Guest Lecturer: Professor Erwin Tschachler	Exchange Auditorium	Page 27
14:30 – 17:45	Plenary Session – Submitted Papers	Exchange Auditorium	Page 27
14:30 – 18:15	British Society for Dermatopathology	Central 5,6,7	Page 28-29
15:30 – 16:00	Hot Topics	Exhibition	Page 64
15:30 – 16:00	Poster Presentations	Exhibition	Page 59
16:00 – 16:30	Guest Lecturer: Professor Robert Modlin	Exchange Auditorium	Page 27
16:30 – 17:30	Dermatology Teachers	Charter 4	Page 30
18:00 – 20:00	Welcome Reception	Central Foyer	Page 10

WEDNESDAY 8 JULY 2015

TIME	SESSION DETAIL	ROOM	INFORMATION
08:00 – 08:45	LEO Pharma Sponsored Symposium	Charter 4	Page 32
08:00 – 09:00	Christian Medical Fellowship Breakfast	Exchange 1	
08:45 – 10:50	Plenary session – International Dermatology	Exchange Auditorium	Page 33
08:45 – 10:15	Historical Symposium	Exchange 11	Page 35
08:45 – 10:15	New Treatments	Exchange Hall	Page 34
08:45 – 10:15	British Teledermatology Society	Central 8	Page 36
10:20 – 10:50	Guest Lecturer: Professor Günther Hofbauer	Exchange Auditorium	Page 33
11:15 – 13:00	AGM – BAD members only	Exchange Auditorium	
11:30 – 12:30	Public Lecture	Exchange Hall	Page 37
13:15 – 14:15	Johnson & Johnson Sponsored Symposium	Exchange Hall	Page 38
13:15 – 14:15	Celgene Sponsored Symposium	Charter 4	Page 39
13:15 – 14:15	La Roche Posay Sponsored Symposium	Central 5,6,7	Page 40
14:30 – 18:00	Plenary session - Medical Dermatology	Exchange Auditorium	Page 41
14:30 – 15:00	Guest Lecturer: Professor Lars French	Exchange Auditorium	Page 41
15:00 – 18:00	British Cosmetic Dermatology Group	Exchange Hall	Page 42
15:00 – 17:45	Psychodermatology	Central 5,6,7	Page 43-44
16:15 – 16:45	Hot Topics	Exhibition	Page 64
16:15 – 16:45	Poster Presentations	Exhibition	Page 59
18:00 – 18:45	Novartis Sponsored Symposium	Exchange 11	Page 45
18:00 – 18:45	LEO Pharma Sponsored Symposium	Charter 4	Page 46
19:30 – 00:00	Annual Dinner	Manchester Cathedral	Page 10

THURSDAY 9 JULY 2015

TIME	SESSION DETAIL	ROOM	INFORMATION
08:30 – 12:00	BADGEM	Exchange Hall	Page 49-50
08:30 – 12:00	British Photodermatology Group	Central 5,6,7	Page 51-52
09:00 – 12:45	Plenary Session Professor's & Registrars' forum	Exchange Auditorium	Page 48
12:00 – 12:45	Arthur Rook Oration: Professor Masayuki Amagai	Exchange Auditorium	Page 48
13:15 – 17:30	British Society for Skin Care in Immunocompromised Individuals	Charter 4	Page 53-54
13:30 – 17:25	British Society for Paediatric Dermatology	Exchange Hall	Page 55-56
13:45 – 17:30	CPD update	Exchange Auditorium	Page 57
14:45 – 15:15	Guest Lecturer: Professor Christopher Griffiths	Exchange Auditorium	Page 57
15:30 – 16:00	Focus Session: An update on scarring and non-scarring hair loss	Central 5,6,7	Page 58
15:30 – 16:00	Focus Session: Pregnancy Dermatoses	Exchange 1	Page 58
15:30 – 16:00	Focus Session: Ethnic Skin	Exchange 11	Page 58

ACCOMMODATION

If you have booked your accommodation through Innov8 and have any issues they will be available to speak to directly on Tuesday. Please come to the registration area. Alternatively they can be contacted on 0844 887 1550.

APP

We are pleased to announce that we will be providing a smartphone conference app for delegates to use during the conference.

The app will provide the following features;

- Review agenda & speakers
- Interactive floorplans
- View abstracts & e-posters
- View sponsors & exhibitors
- Select sessions to record your own CPD

BAD 2015 is grateful to Janssen for sponsoring this app.



BADGES

Conference badges will be handed to delegates on registration. For security purposes name badges must be worn at all times throughout the meeting. In the event that you lose your badge, a replacement must be obtained at the registration desk immediately.

BANKING

ATM facilities are available in the Central Foyer.

BUSINESS SERVICES

Manchester Central has a dedicated Business Centre at the concierge desk in the Central Foyer.

CATERING

Lunch and all scheduled refreshment breaks will be served from designated points in the exhibition area, Central Hall of Manchester Central.

CERTIFICATE OF ATTENDANCE

Certificates of attendance will be in your registration envelope.

CLOAKROOM

There is a cloakroom located in the Central Foyer.

CPD

This event is approved for external credit for the CPD scheme of the Federation of Royal Colleges of Physicians of the UK. Physicians should record their credits in their diaries, in accordance with the current RCP recommendations. Participants should only record the number of hours they attended. The main meeting has been approved for 18 credits and the CPD code is 97571.

EXHIBITION

The exhibition will be located in Central Hall of Manchester Central and will be open at the following times:

Tuesday 7th July: 10:00 – 17:30

Wednesday 8th July: 08:30 – 17:00

Thursday 9th July: 08:30 – 14:00

EXHIBITION QUIZ

Exhibition quiz forms will be included in the delegate bags. To participate in the quiz, delegates must visit each participating exhibitor and answer a simple question. Participants must also obtain four answers from the patient support groups. All completed quiz forms must be returned to the registration desk by 14:00 on Thursday 9th July. The prizes will be announced after the meeting.

FIRST AID

Please visit the concierge desk and they will be able to direct you.

PARKING

There is an NCP (National Car Park) directly below Manchester Central that is open 24 hours a day. It has 720 spaces including 18 disabled parking bays and there is direct access to Manchester Central by lift, stairs and escalators.

PAYMENT OF REGISTRATION FEES

We would prefer delegates to pay by cheque (pounds sterling drawn on a UK bank only or by sterling bank draft) made payable to the 'British Association of Dermatologists'. Cheques in other currencies cannot be accepted. Alternatively, delegates may pay by credit card and this is encouraged for overseas delegates. Please note that we only accept MasterCard and Visa. American Express cannot be accepted.

POSTER EXHIBITION

The poster exhibition will be located within the exhibition hall. The posters will be numbered and a list is provided at the back of this programme.

There will be an e-poster display area showing all the posters submitted. Posters should be removed by 14:00 on Thursday 9th July. Please note that the British Association of Dermatologists cannot be held responsible for any loss or damage to a poster presented during the Annual Meeting.

REGISTRATION DESK

The registration desk will be located in the entrance to the exhibition and will be staffed by the BAD team during the following hours:

Monday 6th July 09:30 – 18:00
Tuesday 7th - Thursday 9th July 08:00 – 18:00

Tel: +44 (0)161 827 7605

SATELLITE SYMPOSIA

The following companies will be holding satellite symposia at the meeting:

Wednesday 8th July			Page
08:00 – 08:45	Charter 4	LEO Pharma	32
13:15 – 14:15	Exchange Hall	Johnson & Johnson	38
13:15 – 14:15	Charter 4	Celgene	39
13:15 – 14:15	Central 5,6,7	La Roche Posay	40
18:00 – 18:45	Exchange 11	Novartis	45
18:00 – 19:45	Charter 4	LEO Pharma	46

SPEAKER PREVIEW

Speaker preview will be in Central 4 located in the Central Foyer, please ask at the registration desk for directions. All presenters must take their memory sticks to speaker preview at least two hours prior to their presentation. Data projection (PowerPoint) will be available.

TAXIS

There is a dedicated taxi rank at the front of the venue for pick-ups and drop offs.

VENUE

Manchester Central, Windmill Street, Manchester, M2 3GX

Tel: +44 (0)161 834 2700

Email: info@manchestercentral.co.uk

www.manchestercentral.co.uk

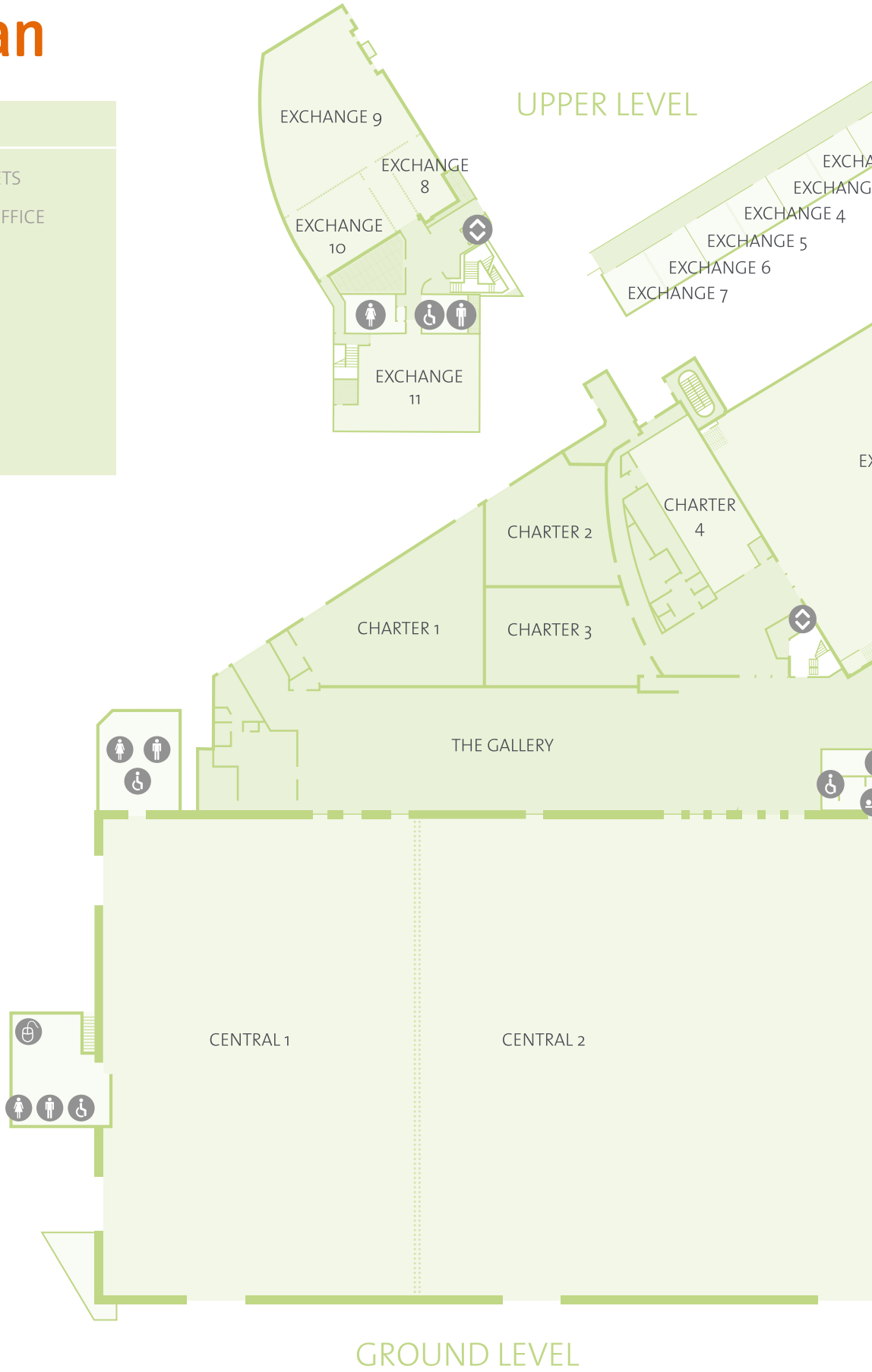
Wi-Fi

The free Wi-Fi network can be accessed in any part of Manchester Central, via an easy to use, quick, log-in page.

Site plan

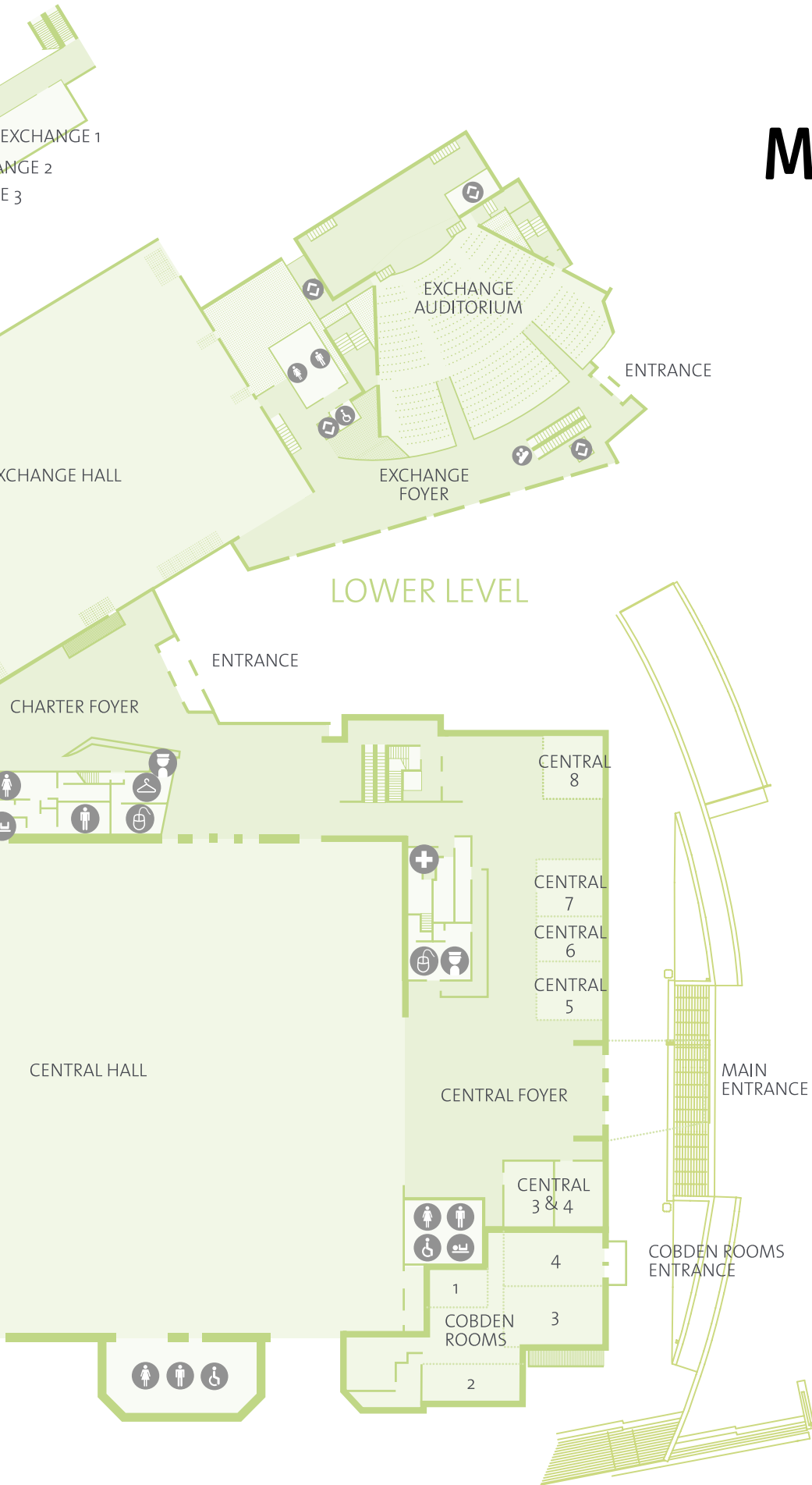
Key

- TOILETS
- ORGANISERS' OFFICE
- FIRST AID
- ESCALATORS
- LIFT
- CONCIERGE
- CLOAKROOM
- BABY CHANGE





Manchester Central



Social Events

TRAINEE EVENING EVENT

6 July 2015, Taps Bar
18:00 - 21:00

The trainee evening event is a great opportunity to meet with colleagues and network in a relaxed and informal setting. Join us for drinks and food at Taps Bar.



SAS EVENING EVENT

6 July 2015, Blackhouse The Grill on the Alley
19:30 - 22:00

SAS Doctors are invited to an informal dinner on Monday evening. This is a pre-booked event and tickets cost £10.00



WELCOME RECEPTION

7 July 2015, Manchester Central
18:00 - 20:00

A welcome drinks reception will be held in the Central Foyer, Manchester Central after the final session finishes at 18:00. All attendees are invited to attend. We hope this will be a perfect opportunity to relax, catch up with old acquaintances and form new friendships.



BSDS DINNER

7 July 2015, Michael Caines at Abode
20:00 - 22:30

The British Society for Dermatological Surgery will hold a drinks reception followed by a fine dining meal at Michael Caines at Abode.

FULLY BOOKED

Dress code: Black tie



BSMD CURRY NIGHT

7 July 2015, Akbars
20:30 - 22:30

The British Society for Medical Dermatology are hosting a curry night at Akbars.

FULLY BOOKED



ANNUAL DINNER

8 July 2015, Manchester Cathedral
19:30 – midnight

The Annual Dinner will be held at Manchester Cathedral. Manchester Cathedral is one of Manchester's most historical buildings, boasting a heart-stopping beautiful interior awash with historical features and offering an altogether splendid medieval experience.

This will offer a wonderful setting for 2015 BAD Annual Dinner and the evening will end with entertainment provided by 'Under the Covers'.

Please visit the on-site registration desk to purchase tickets.

Ticket cost: £60.00 (reduced cost for SAS Doctors: £50.00 and trainees: £40.00)



Committee Meetings

MONDAY 6 JULY 2015

TIME	MEETING DETAIL	ROOM
10:30 – 16:00	BJD Editorial Team Meeting	Exchange 5
11:00 – 13:00	SAS Sub-committee	Exchange 4
16:00 – 18:00	British Association of Dermatologists Officers	Exchange 4
16:00 – 18:00	British Society for Investigative Dermatology Committee	Exchange 7
18:30 – 19:30	National Dermatology Trainee Committee	Exchange 2 & 3

TUESDAY 7 JULY 2015

TIME	MEETING DETAIL	ROOM
08:00 – 09:00	British Society for Dermatopathology Exec Committee	Exchange 6
08:30 – 10:30	British Skin Foundation Grants Advisory	Exchange 4
08:30 – 09:00	British Society of Cutaneous Allergy (BSCA) AGM	Central 5,6,7
09:30 – 10:30	BAD Finance Meeting	Exchange 2 & 3
11:15 – 13:00	Dermatology Industry Group	Exchange 2 & 3
13:30 – 15:30	ESCD2016 Committee	Exchange 7
14:00 – 15:30	Teachers of Undergraduate Dermatology	Exchange 5
14:00 – 15:30	Health Informatics Sub-committee	Exchange 4
16:00 – 17:00	Therapy & Guidelines Sub-committee	Exchange 4
17:30 – 18:00	British Society for Dermatological Surgery AGM	Exchange Hall
17:45 – 18:15	British Society for Dermatopathology AGM	Central 5,6,7

WEDNESDAY 8 JULY 2015

TIME	MEETING DETAIL	ROOM
08:00 – 09:00	Skin Cancer Prevention Sub-committee meeting	Exchange 7
08:00 – 09:00	BJD Editorial Board Meeting	Exchange 3
10:00 – 10:15	British Teledermatology Society AGM	Central 8
10:45 – 11:15	Historical Collection Sub-Committee	Exchange 7
11:15 – 13:00	British Association of Dermatologists' AGM (Members Only)	Exchange Auditorium
13:00 – 15:30	British Society for Dermatological Surgery Committee	Exchange 5
13:00 – 14:00	British Association of Dermatologists Officers	Exchange 1
14:15 – 15:15	British Association of Dermatologists' Executive Committee	Exchange 11
17:00 – 18:00	UKDCTN Trial Prioritisation Panel	Exchange 3
17:30 – 18:00	British Cosmetic Dermatology Group AGM	Exchange Hall
18:00 – 19:00	British Society for Medical Dermatology Committee	Exchange 2

THURSDAY 9 JULY 2015

TIME	MEETING DETAIL	ROOM
08:00 – 09:00	British Society for Paediatric Dermatology Training Committee	Exchange 5
08:30 – 09:30	Exhibitors' Meeting	Exchange 4
11:30 – 12:00	British Photodermatology Group AGM	Central 5,6,7
12:45 – 13:45	British Hair and Nail Society Committee	Exchange 7
13:00 – 14:30	UK Dermatology Clinical Trials Network AGM	Exchange 1
13:00 – 14:00	Rare paediatric skin diseases super-support group meeting	Exchange 4
13:15 – 14:15	BADGEM Steering Group Meeting	Central 8
14:30 – 15:30	BADGEM Informatics sub-group meeting	Central 8
15:00 – 16:30	British Photodermatology Group Committee	Exchange 2
17:05 – 17:30	British Society for Skin Care in Immunocompromised Individuals AGM	Charter 4
17:30 – 18:30	British Society for Paediatric Dermatology Committee	Exchange 5

Monday 6 July Overview

MONDAY 6 JULY 2015

TIME	SESSION DETAIL	ROOM	INFORMATION
12:15 – 18:15	Trainee Pre-conference Session	Exchange Auditorium	Page 14
12:15 – 17:35	Staff & Associate Specialist Session	Central 5,6,7	Page 15
12:45 – 18:15	BSD Self-Assessment	Exchange 1	Page 13

Mon 6 July

Tuesday 7 July Overview

TUESDAY 7 JULY 2015

TIME	SESSION DETAIL	ROOM	INFORMATION
08:30 – 12:45	British Society of Cutaneous Allergy	Central 5,6,7	Page 18-19
09:00 – 12:10	Clinicopathological Cases	Exchange Auditorium	Page 17
09:00 – 10:30	UK Trend	Exchange 11	Page 20
10:45 – 11:15	Hot Topics	Exhibition	Page 64
10:45 – 11:15	Poster Presentations	Exhibition	Page 59
11:15 – 18:00	British Society for Dermatological Surgery	Exchange Hall	Page 21-24
11:30 – 13:00	International Psoriasis Council – Meet the expert	Exchange 11	Page 25
12:30 – 14:00	Senior Skin Group	Charter 4	Page 26
13:10 - 13:55	Pharma Presentations	Exhibition	Page 64
14:00 – 14:30	Guest Lecturer: Professor Erwin Tschachler	Exchange Auditorium	Page 27
14:30 – 17:45	Plenary Session – Submitted Papers	Exchange Auditorium	Page 27
14:30 – 18:15	British Society for Dermatopathology	Central 5,6,7	Page 28-29
15:30 – 16:00	Hot Topics	Exhibition	Page 64
15:30 – 16:00	Poster Presentations	Exhibition	Page 59
16:00 – 16:30	Guest Lecturer: Professor Robert Modlin	Exchange Auditorium	Page 27
16:30 – 17:30	Dermatology Teachers	Charter 4	Page 30
18:00 – 20:00	Welcome Reception	Central Foyer	Page 10

Tue 7 July

Clinicopathological Cases

Joint meeting with the British Society of Dermatopathology

Date: Tuesday 7th July
Time: 09:00-12:10
Room: Exchange Auditorium
Chair: Dr Paul Craig & Dr Sara Edward
 Dr Asok Biswas & Dr Blanca Martin

PROGRAMME		
09:00 – 09:07	CPC01	A case of toxic epidermal necrolysis-like cutaneous lupus erythematosus <u>Y. Al-Nuaimi</u> , R. Green and T. Griffiths
09:07 – 09:14	CPC02	An asymptomatic bullous eruption arising from an old scar <u>N. Valiollah</u> and M. Ghazavi
09:14 – 09:21	CPC03	A diagnostic conundrum: dermatitis or something more? R. Gardner, <u>N.Watson</u> , M. Anderson, A. MacDonald and M. Gangopadhyay
09:21 – 09:28	CPC04	A giant congenital blue naevus with disseminated lesions T. Tull, A. Giles, E. Calonje and P. Banerjee
09:28 – 09:35	CPC05	Melanoma mimic in epidermolysis bullosa simplex <u>R. Llewellyn</u> , M. Walsh, N. Sharma and J. Ellison
09:35 – 10:20		Joint BAD/BSD Neil Smith Lecture Clinico-pathologic and molecular correlation in evaluating melanocytic neoplasms Professor Philip E. LeBoit (San Francisco, USA) Molecular techniques have added a new dimension to the evaluation of melanocytic neoplasms, and to our understanding of their pathogenesis and taxonomy. It has now become clear that melanoma is not a single entity, as the late Dr. Ackerman posited, but a variety of different neoplasms. Likewise, Spitz nevus is not a single entity with histopathologic variants, as has been traditionally thought, but a variety of neoplasms, some driven by kinase gene fusions and one type by b-raf mutation followed by loss of BAP-1. We are coming close to having a periodic table of melanocytic tumors, in which there are various melanocytic lineages or taxons, and within each, benign, indeterminate and malignant entities.
10:20 – 11:00	Break	Exhibition Hall
11:00 – 11:07	CPC06	Transient heliotrope eyelids: atypical, incomplete, adult-onset Still disease? <u>A. Pink</u> and D. McGibbon
11:07 – 11:14	CPC07	Cutaneous malakoplakia in a nonhealing surgical wound <u>W. Alwan</u> , W. Rickaby and S. Whittaker
11:14 – 11:21	CPC08	Two case reports of generalized pustular psoriasis of pregnancy: different outcomes <u>A. Flynn</u> , N. Burke, N. Gleeson, B. Wynne and L. Barnes
11:21 – 11:28	CPC09	Clustered tender cheek nodules: a case of hereditary leiomyomatosis and renal cell cancer syndrome <u>J. Clowry</u> and P. Collins
11:28 – 11:35	CPC10	Carcinoma telangiectoides or haemorrhagiectoides: two cases demonstrating rare presentations of cutaneous metastases <u>L. Florence</u> , L. Fearfield and J. Weir
11:35 – 11:42	CPC11	A case of cutaneous kaposiform lymphangiomatosis with chronic haemoptysis <u>L. Cuddy</u> , J. Lear and R. Green
11:42 – 11:49	CPC12	Infliximab-associated psoriasiform alopecia <u>Z. Yiu</u> , A. Javed, R. Nalluri, D. Fitzgerald, J. Limdi, L. Motta, M. Singh and M. Harries
11:49 – 11:56	CPC13	Lichenoid sarcoidosis: the great masquerader <u>A. Tewari</u> and J. Natkunarajah
11:56 – 12:03	CPC14	Necrobiotic xanthogranuloma treated with lenalidomide <u>P. Mahendran</u> , J. Wee and J. Natkunarajah
12:03 – 12:10	CPC15	Two cases of nonuraemic calciphylaxis associated with warfarin therapy <u>K. Muttardi</u> , A. Rubin, K. Batta, J. Dyché, M. Murdoch, V. Brown and F. Tatnall

Tue 7 July

British Society for Cutaneous Allergy

Date: Tuesday 7th July
Time: 08:30-12:45
Room: Central 5,6,7
Chair: Dr David Orton & Dr Mark Wilkinson
 Dr Jason Williams & Dr Mabs Chowdhury

Tue 7 July

PROGRAMME		
08:30 – 09:00		AGM
09:00 – 09:30		Prosser White Oration So you think you know how to patch test? <i>Professor Magnus Bruze (Malmö, Sweden)</i>
09:30 – 09:40	CD01	What are the optimal concentrations of oxidized limonene and linalool for patch testing? <i>C. Wlodek, C. Penfold and D. Buckley</i>
09:40 – 09:50	CD02	Nail varnish allergens, one step forward, two steps back? <i>V. Rajkomar, G. Street, J. Mannion and J. Williams</i>
09:50 – 10:00	CD03	Two unusual cases of type IV hypersensitivity to 2-hydroxyethyl methacrylate <i>Z.C. Venables and G.A. Johnston</i>
10:00 – 10:10	CD04	Four cases of allergic contact dermatitis to methylisothiazolinone in ironing water <i>R. Atkar and P. Todd</i>
10:10 – 10:20	CD05	Allergic contact dermatitis to acrylates in consumers <i>R. Montgomery and M. Wilkinson</i>
10:20 – 10:30	CD06	A curious case of contact allergy to Acid Red 33: when allergy to fragrance is not a fragrance allergy <i>M. Paul and D. Thompson</i>
10:30 – 11:15	Break	Exhibition Hall
11:15 – 11:35		Guest lecture Testing for Drug Allergy <i>Dr Michael Ardern-Jones (Southampton)</i>
11:35 – 11:45	CD07	The frequency of coassociated allergy of octylisothiazolinone and benzisothiazolinone with methylisothiazolinone <i>M. Thaiwat, I. White, J. White, P. Banerjee and J. McFadden</i>
11:45 – 11:55	CD08	Patch testing in patients with psoriasis: results of a 30-year retrospective cohort study <i>W. Alwan, J. McFadden, I.R. White and P. Banerjee</i>
11:55 – 12:05	CD09	Contact allergy to essential oils cannot always be predicted from allergy to fragrance markers in the standard battery, in patients with a history of reacting to cosmetics <i>R. Sabroe, C. Holden and D. Gawkrödger</i>
12:05 – 12:15	CD10	Personal protective equipment associated dermatoses reported to EPIDERM: a 20-year review <i>F. Latheef, M. Carder, J. Stocks, R. Agius and S.M. Wilkinson</i>
12:15 – 12:25	CD11	Methylisothiazolinone as a preservative in cosmetics and toiletries: are the public still at risk? <i>S. Rajan and J. Sansom</i>
12:25 – 12:35	CD12	Salicylates: the incidence and relevance of positive patch tests <i>P. Gazzani, A. Spencer and D. Thompson</i>
12:35 – 12:45	CD13	Has the methylisothiazolinone epidemic reached its peak? <i>Z.C. Venables, J.F. Bourke, D.A. Buckley, F. Campbell, M.M.U. Chowdhury, S. Ghaffar, C. Green, C.R. Holden, D.I. Orton, R.A. Sabroe, J. Sansom, N.M. Stone, S.H. Wakelin, S.M. Wilkinson and G.A. Johnston</i>
POSTERS		
	CD14	The new face of garlic allergy? <i>N. Harper and T. Finch</i>
	CD15	Anaphylaxis to alginate dressing <i>V. Dvorakova, P. O’Sullivan and J. Bourke</i>
	CD16	Patch test preparation and application audit <i>A. Ewan, S. Reddy and S.A. Ghaffar</i>

CD17	Benzisothiazolinone is not a common allergen in a general patch test population, and 2-n-octyl-4-isothiazolin-3-one, despite being positive in a noticeable proportion of subjects with hand dermatitis, is of uncertain relevance <u>C. Holden</u> , R. Sabroe and D. Gawkrödger
CD18	Contact allergy to methylchloroisothiazolinone and methylisothiazolinone: an update <u>K. Warburton</u> and M. Wilkinson
CD19	Anogenital itch triggered by allergic contact dermatitis to methylchloroisothiazolinone, methylisothiazolinone and topical clotrimazole with subsequent generalized exanthema triggered by oral fluconazole <u>S. Nasir</u> and P. Goldsmith
CD20	Glove-related hand urticaria: an increasing occupational problem among healthcare workers <u>S. Hawkey</u> and S.A. Ghaffar
CD21	Contact allergy resulting from occupational exposure to olein and oleic acid <u>P. Gazzani</u> and D. Thompson
CD22	An erythema multiforme-pattern contact dermatitis to windscreen resin <u>E.D. Owen</u> , T.M. Hughes and N.M. Stone
CD23	The role of patch testing in patients with perianal dermatoses and pruritus ani <u>M.J. Abu-Asi</u> , J.P. McFadden, I.R. White and J.M.L. White
CD24	To do or not to do 20 min of patch testing in oral disease <u>J. Carr</u> , M. Paul and D. Thompson
CD25	An update of contact allergy to methylisothiazolinone and sources of exposure <u>V. Rajkomar</u> , G. Street, J. Mannion and J. Williams
CD26	A follow-up study of vaccine-induced aluminium contact allergy in a population of 76 000 children vaccinated with aluminium-adsorbed vaccine: differences in patch test reaction between aluminium hexahydrate 2% in petrolatum and metallic aluminium A.G. Lidholm, <u>A. Inerot</u> , E. Bergfors, U. Blomgren, M. Gillstedt and B. Trollfors

The poster viewing session will take place between 13:30 and 14:00 on Tuesday 7th July

UK Trend

Date: Tuesday 7th July
Time: 09:00-10:30
Room: Exchange 11
Chair: Professor Nick Reynolds & Professor Chris Griffiths



PROGRAMME		
09:00 – 09:20	UK01	Engaging with UK Translational Research Network in Dermatology Professor Nick Reynolds (Newcastle)
09:20 – 09:40	UK02	BADBIR as an exemplar of a UK Translational network Professor Chris Griffiths (Manchester)
09:40 – 10:30		Discussion Session

NOTES

Tue 7 July

British Society for Dermatological Surgery

Date: Tuesday 7th July
Time: 11:15-17:30
Room: Exchange Hall
Chair: Dr Vindy Ghura & Dr Colin Fleming
 Dr Raj Mallipeddi & Dr Lisa Naysmith

Tue 7 July

PROGRAMME

11:15 – 11:22	DS01	Know your enemy: lessons from three-dimensional virtual reconstruction of benign skin tumours D. Brass, A. Husain, T. Oliphant, J. Langtry and N. Rajan
11:22 – 11:29	DS02	Mohs micrographic surgery utilizing fluorescence confocal microscopy – a pilot study of 12 patients E. Craythorne, M. Pavel, R. Mallipeddi, A. Robson and A. Coleman
11:29 – 11:36	DS03	The ‘triangle’ sign – an important dermoscopic feature of early invasive nail unit melanoma M. Arunachalam, K. Taghipour and B. Esdaile
11:36 – 11:43	DS04	Mohs micrographic surgery educational video: a randomized controlled study J. Mann, E. Kulakov, C. Duhovic, P. Bassett, A. Cooper and A. Birnie
11:43 – 11:50	DS05	‘Location, location, location’ during Mohs surgery consultations: does it make a difference? A randomized, controlled trial W. Hussain
11:50 – 11:57	DS06	Comparative data analysis of dermatological surgeons within a Mohs unit A. Mitchell, S.A. Ho, S. Rajpara, A. Affleck and C. Fleming
11:57 – 12:04	DS07	Surgical management of dermatofibrosarcoma protuberans: a 10-year review of clinical practice in the U.K. A. Durack, R. Matin, M. Gardiner, A. Jain, C. Proby, J. Marsden and C. Harwood
12:04 – 12:11	DS08	Platelet rich plasma: a novel therapeutic perspective for female pattern alopecia A. Kaur, S. Yadav and S. Kumaran
12:11 – 12:18	DS09	Periocular reconstruction: highlighting the versatility of the rotating V to Y advancement flap W. Hussain
12:18 – 12:25	DS10	Mohs micrographic surgery for squamous cell carcinoma: is it used enough? A survey of U.K. practitioners and reflections on 249 cases treated at a tertiary referral centre J. Mann, E. Craythorne, N. Sheth, R. Barlow and R. Mallipeddi
12:25 – 12:32	DS11	Mohs micrographic surgery in the treatment of porocarcinoma S. Tolkachjoy, T. Hocker, M. Camilleri and Christian Baum

FLAP CORNER


12:35 – 12:40	DS12	Advancing Bernard, Burows and Webster in perioral reconstruction W. Hussain
12:40 – 12:45	DS13	Novel transposed island pedicle flap for repair of lateral nasal alar defects: a series of three cases N. Anjum, R. Mallipeddi and A. Ah-Weng
12:45 – 12:50	DS14	The RAST flap in posterior auricular reconstruction W. Hussain
12:50 – 12:55	DS15	A modified ‘shark’ flap for repair of perialar defects G. Parkins and M. Porter
12:55 – 13:00	DS16	Advancements and ‘intraoperative zigzags’ for superior results in nasal tip repair W. Hussain
13:00 – 14:00 14:00 – 14:30	Lunch	Exhibition Hall Guest Lecture: Professor Erwin Tschachler – Exchange Auditorium

FOCUS SESSION

14:30 – 15:15		Back to the Basics in Skin Surgery Dr Juber Hafiji Objectives that will be covered include: <ul style="list-style-type: none"> - Adequate planning of surgical procedures - Surgical techniques that work well and what to avoid - Prevention of complications and what to do when things go wrong - Surgical peels will be discussed to give the best results
---------------	--	--



PROGRAMME

15:15 – 15:45		<p>Guest Lecture Finessing facial reconstruction <i>Professor Jonathan L Cook (Durham, USA)</i></p> <p>The central face has great importance in the visual assessment of attractiveness, and surgical wounds here present tremendous challenges given the aesthetic prominence of central facial features and given the frequent lack of suitable local tissue availability for the repair of larger and more anatomically complicated defects. Improvements in flap design and execution in central facial reconstructive surgery can have dramatically positive influence on the restoration of facial function and appearance following skin cancer removal procedures.</p> <p><i>The attendance of Professor Jonathan Cook to give this lecture has been facilitated by LEO Pharma.</i></p>
15:45 – 16:00 16:00 – 16:30	Break	Exhibition Hall Guest Lecture: Professor Robert Modlin – Exchange Auditorium
16:30 – 16:37	DS17	Laser hair removal for recurrent pilonidal sinus disease. Does it really work? <u>G. Fremlin</u> , K. Kitching, H. McMullin and A. Abdullah
16:37 – 16:44	DS18	The Mohs micrographic surgery database: a 6-year experience with periocular tumours <u>S. A. Ho</u> , A. Mitchell, S. Rajpara, A. Affleck and C. Fleming
16:44 – 16:51	DS19	Outcome of ocular Mohs surgery: primary repair versus secondary intention healing <u>Y.X. Teo</u> , F. Robinson and S.J. Bashir
16:51 – 16:58	DS20	Treatment of periocular actinic keratosis with topical 5% 5-fluorouracil: a retrospective observational study between 2007 and 2014 in a combined clinic in a single centre <u>K. Aljefri</u> , T. Oliphant, E. Barnes and J. Langtry
16:58 – 17:05	DS21	Recombinant protease for cell separation as a safer alternate to trypsin in noncultured epidermal suspension transplantation in stable vitiligo <u>A.P. Holla</u>
17:05 – 17:12	DS22	Should additional preoperative precautions and monitoring be performed for skin surgery in patients who have a cardiac rhythm device? <u>B. Wright</u> , D. Keith and A. Bray
17:12 – 17:19	DS23	Use of cryogestic spray and cryotherapy for administration of plantar injections of botulinum toxin in epidermolysis bullosa hyperhidrosis <u>A. Flynn</u> , R. Watson and R. Barry

FLAP CORNER

17:20 – 17:25	DS24	Approaches to reconstructing the 'goat' of the ear <u>W. Hussain</u>
17:25 – 17:30	DS25	A novel, hinged banner transposition flap for reconstruction of the entire earlobe <u>J. Mann</u> , I. Day, R. Mallipeddi and A. Ah-Weng
17:30 – 18:00		AGM

POSTERS

	DS26	Minimizing ectropion and avoiding Mustardé: trilobe flap reconstruction for large defects of the nasojugal fold <u>W. Hussain</u>
	DS27	Feasibility of a clinical trial investigating surgical management of dermatofibrosarcoma protuberans in the U.K. <u>R.N. Matin</u> , A. Durack, M.D. Gardiner, A. Jain, C.M. Proby, J. Marsden and C.A. Harwood
	DS28	Development of a Mohs surgery histopathology database <u>S.-A. Ho</u> , A. Mitchell, S. Rajpara, A. Affleck and C. Fleming
	DS29	Sebaceous carcinoma treated by Mohs micrographic surgery: a review of 14 cases <u>K. Kazmierczyk</u> , T. Oliphant, N. Rajan, C. Lawrence and J. Langtry
	DS30	The benefit of full-skin examination by dermatologists as a part of strategy to diagnose melanoma early <u>N. Ismail</u> , B. Wynne, R. Barry and P. Ormond
	DS31	Our experience with the intralesional liquefaction technique to treat large lipomas <u>I. Kreuser-Genis</u> , A. Teles and D. Shah
	DS32	Mohs micrographic surgery for the treatment of superficial angiomyxoma G. Aberdein, <u>D. Veitch</u> and C. Perrett
	DS33	Clean enough? Exploring the aseptic behaviours amongst U.K. dermatological surgeons <u>T. Nelson</u> , S. El-Heis and A. Sherley-Dale

DS34	Score and shave technique for freehand scalpel harvesting split thickness skin grafts: utility in auricular reconstruction P. Jayasekera, T. Oliphant and J. Langtry
DS35	Training of advanced skin surgeons: are we making full use of the technology available to us? I. Kreuser-Genis, D. Shah and V. Ghura
DS36	Clinical and pathological features of pure and mixed desmoplastic melanomas S. Shen, M.J. Lin, J.B. Spillane, C. McCormack and M.A. Henderson
DS37	Who should teach skin suturing? E. Pynn
DS38	Skin surgery: 'a patient's perspective' R. Montgomery and K. Thomson
DS39	Dermoscopic features of rare tumours M. Arunachalam and B. Esdaile
DS40	Patient satisfaction of bilobe flap, trilobe flap and island pedicle flap reconstruction of nasal defects after Mohs micrographic surgery U. Eke, T.J. Oliphant, J.A. Langtry and C.M. Lawrence
DS41	Trimming a ring at the edge of neoplastic cutaneous head lesions for excision of large tumours: a modified variant of Mohs' surgery F.R. Ali, N.R. Telfer and V. Ghura
DS42	Reconstructing a challenging defect of the antihelix and scapha of the ear: think about rolling over before Antia and Buch W. Hussain
DS43	Extranasal application of an interpolated paramedian forehead flap W. Hussain
DS44	A successful audit: the improved management of squamous cell carcinoma in a U.K. district general hospital N. Dinani, E. McNulty-Brown, C. Mitchell, W.A. Woo, E. Wakefield and J. Hextall
DS45	A simple algorithm for assessment of local anaesthetic allergy in cutaneous surgery? G. Parkins, J. Sillars, M. Shepherd, G. Wylie and F. Campbell
DS46	Polarized vs. nondepolarized dermoscopy for common skin lesions M. Arunachalam and B. Esdaile
DS47	Chemo-wrapping with topical 5-fluorouracil for treatment of challenging Bowen disease: report of two cases N. Ismail, K. Eustace, A. Lally and R. Barry
DS48	To investigate the use of prophylactic antibiotics in patients undergoing skin surgery D. O' Callaghan, C. deGiovanni and L. Brendling
DS49	Cetuximab for the management of metastatic cutaneous squamous cell carcinoma in a renal transplant recipient S. Ní Raghallaigh and A.M. Tobin
DS50	Methotrexate in the management of keloid scars: a novel approach R. Nalluri, K. Chakrabarty and M. Harries
DS51	Sebaceous carcinoma: the great masquerader A. Bardhan, A. Hartley and H. Al-Rawi
DS52	Incidence of residual tumour in incompletely excised nonmelanocytic malignant skin lesions: an audit cycle completed S. Jmor, J. Wilson and A. Lahiri
DS53	Incompletely excised superficial angiomyxoma of the scalp treated by Mohs micrographic surgery K. Kazmierczyk, T. Oliphant and J. Langtry
DS54	Periauricular and nuchal epidermal naevi successfully treated with CO2 laser R. Nalluri, F. Ali and V. Madan
DS55	Mohs' micrographic surgery: a needs assessment of patients with basal cell carcinoma attending a large U.K. health care trust G. McIntyre, L. McDonald, O. Dolan and O. Kerr
DS56	Dural invasion of scalp squamous cell carcinoma in a cardiac transplant patient C. McGrath, M. McBride, A. Rashid, B. Fogarty and A. Corry
DS57	Crossing bridges in nasal reconstruction with V to Y advancement flaps: challenging the hallowed dogma of cosmetic subunit repair W. Hussain

Scientific Session – submitted papers

Date: Tuesday 7th July
Time: 14:00-17:45
Room: Exchange Auditorium
Chair: Dr David Eedy & Professor Irene Leigh

PROGRAMME

14:00 – 14:30		<p>Guest Lecture – Introduced by Professor Irene Leigh The dermatologist and the HIV/AIDS pandemic <i>Professor Erwin Tschachler (Vienna, Austria)</i></p> <p>The history of the AIDS pandemic is invariably linked to dermatology, because it was clusters of patients with diseases of the skin and mucous membranes like candidiasis that helped to identify this new disease entity. Thirty five years later the clinical course of HIV disease has changed dramatically due to insights into the disease pathogenesis and the boost of antiretroviral drugs that break the vicious circle of viral propagation and damage to the immune system. However, also today identification of sentinel skin and mucous membrane conditions of either primary HIV infection or advanced HIV disease by dermatologists are crucial to help curbing the spread of the virus and initiating timely antiretroviral therapies.</p>
14:30 – 14:45	O01	<p>U.K. patient cases from the global single-arm, open-label, multicentre STEVIE study of the hedgehog pathway inhibitor vismodegib in patients with advanced basal cell carcinoma <i>J. Lear, K. Fife, B. Dréno, R. Kunstfeld, J.-J. Grob, L. Mortier, P.A. Ascierto, L. Licitra, C. Dutriaux, T. Jouary, N. Meyer, B. Guillot, R. Dummer, D.S. Ernst, S. Jones, N. Basset-Seguín, J. Hansson and A. Hauschild</i></p>
14:45 – 15:00	O02	<p>Hard domestic water increases the risk of developing infantile eczema by 3 months of life <i>C. Flohr, J. Craven, K. Logan, T. Marrs, S. Radulovic, L.E. Campbell, S.F. MacCallum, W.H.I. McLean, M. Perkin and G. Lack</i></p>
15:00 – 15:15	O03	<p>The atypical chemokine-scavenging receptor ACKR2 prevents psoriasiform pathology by defining the boundaries of T-cell localization within the skin <i>K. Shams, M. Le Brocq, M. Kurowska-Stolarska, C. McKimmie, D. Burden and G. Graham</i></p>
15:15 – 16:00	Break	Exhibition Hall
16:00 - 16:30		<p>Guest Lecture – Introduced by Professor Irene Leigh Learning from Leprosy: An Excellent Adventure <i>Professor Robert Modlin (Los Angeles, USA)</i></p> <p>The goal of our research is centered on the study of leprosy as a model to learn about mechanisms of immune regulation in skin in humans. As such, our laboratory has made fundamental insights into T cell subsets, cytokine patterns, antigen presentation, innate immunity and antimicrobial mechanisms in the cutaneous immune response to infection. A more recent is the elucidation of the mechanism by which vitamin D contributes to innate immunity against infection in humans, providing a rationale for supplementation in deficient individuals.</p>
16:30 – 16:45	O04	<p>Acute stress and cutaneous mast cell function <i>H.J.A. Hunter, O. Orekoya, C.E.M. Griffiths and C.E. Kleyne</i></p>
16:45 – 17:00	O05	<p>Incidence and management of skin-related adverse events associated with vemurafenib in BRAF V600E-positive metastatic melanoma: a 3-year retrospective cohort study of 107 patients <i>R. Sinha, J. Larkin, M. Gore and L. Fearfield</i></p>
17:00 – 17:15	O06	<p>The 10-year clinical outcomes of reduced-intensity allogeneic stem cell transplantation for patients with advanced-stage mycosis fungoides and Sézary syndrome <i>S. Ziaj, S. Morris, F. Child, M. Wain, T. Mitchell, E. Kanfer and S. Whittaker</i></p>
17:15 – 17:30	O07	<p>Predicting factors influencing facial atrophic scarring in acne <i>P. Kadiyala, A. Layton, K. Wartburton, R. Bhutani, E. Fryat and V. Allgar</i></p>
17:30 – 17:45	O08	<p>Ambient and sunbed ultraviolet radiation exposure: exposure rates, protection habits and attitudes of Irish teenagers aged 14–18 years before introduction of national sunbed legislation <i>M. Fitzgerald, S. Daly, D. McKenna, J. Bourke and A. Kelly</i></p>

Tue 7 July

British Society for Dermatopathology

Date: Tuesday 7th July

Time: 14:30-18:15

Room: Central 5,6,7

Chair: Dr Paul Craig & Dr Blanca Martin
Dr Asok Biswas & Dr Sara Edward

Tue 7 July

PROGRAMME		
14:30 – 14:35		Introduction and comments on posters
14:35 – 14:44	DP01	An inherited BAP1 mutation in a U.K. family S.J. O’Shea, A. Mitra, W. Merchant, R. Charlton, J. Adlard and J.A. Newton-Bishop
14:44 – 14:53	DP02	Novel insights into skin tumour development in Birt-Hogg-Dubé syndrome using three-dimensional virtual tumour reconstruction D. Brass, T. Oliphant, J. Langtry, A. Husain and N. Rajan
14:53 – 15:02	DP03	Squamoid eccrine ductal carcinoma: a clinicopathological study of 30 cases M. van der Horst, A. Garcia-Herrera, D. Markiewicz, B. Martin, T. Brenn and E. Calonje
15:02 – 15:11	DP04	The relationship between CD30+ intravascular T-cell lymphoproliferations and reactive processes M.-L. Jullie, A. Garcia-Herrera, E. Calonje, F. Child, N. Ortonne, L. Carp and M. Coppen
15:11 – 15:20	DP05	Three cases of paraneoplastic lupus associated with carcinoma of the colon, lung and breast C. Quinlan, V. Dvorokova, N. Ralph, C. Gulmann and M. O’Kane
15:20 – 15:29	DP06	A clinicopathological and prognostic review of spitzoid tumour of uncertain malignant potential: a retrospective study of cases in a U.K. tertiary referral centre N. Tyrogalas, A. Mitra and A. Boon
15:29 – 15:38	DP07	Granulomatous mycosis fungoides and slack skin: one disease, different phenotypes S. Ziaj, B. Moriarty, M. Wain, S. Whittaker, F. Child and A. Robson
15:38 – 15:47	DP08	Giant keratoacanthoma in young patients: when the sun is not to blame K. Semkova, A. Garcia-Herrera, A. Martinez and E. Calonje
15:47 – 16:15 16:00 – 16:30	Break	Exhibition Hall Guest Lecture: Professor Robert Modlin – Exchange Auditorium
16:30 – 17:15		Guest lecture Evolving entities, inflammatory and neoplastic <i>Professor Philip E. LeBoit (San Francisco, USA)</i> The age in which new entities could be discovered by the examination of hematoxylin and eosin stained slides has largely come to a close, with the only truly new conditions being ones induced by new therapies, or nano-variants of existing entities. However, our understanding of many conditions is changing as new techniques are applied to them. This lecture will present a mixture of the two, as we consider the granulomatous variant of persistent pigmented purpuric dermatitis, keratosis lichenoides chronica, multinucleate cell contusifiform dermopathy, ancient nevus, atypical fibrous histiocytoma and others.
17:15 – 17:21	DP09	A rare presentation of cutaneous sarcoidosis S. Rasool, J. McKenna and M. Bamford
17:21 – 17:27	DP10	Mycosis fungoides presenting as naevoid hyperkeratosis of the areola and unilateral acanthosis nigricans C. Fleming, S. Haque Hussain, E. Rytina, E. Calonje, S. Whittaker, C. Malata and T. Ha
17:27 – 17:33	DP11	Interstitial granulomatous dermatitis variant of scleromyxoedema E. Ryder, A. Oakley and D. Lamont
17:39 – 17:45	DP12	Eruptive poromatosis secondary to radiotherapy: an unusual case T.M. Lim, I. Smith and L. Fearfield
17:45 – 18:15		AGM
POSTERS		
	DP13	IgG4-related skin disease R. Montgomery and C. Lyon

DP14	Rosai-Dorfman disease manifesting with panniculitis in a white man <u>J.M. Thomas</u> , S. Rahman, A. Robson, V. Gudi and A. Ranasinghe
DP15	An unusual pruritic variant of a common condition <u>W. Szczecinska</u> , R. Muc and M.R. Kaur
DP16	A rare case of reactive angioendotheliomatosis secondary to cryoglobulinaemia <u>V.C.Y. Li</u> , Y.L. Jones, M.W. Atkinson, E. Colonje and R.E.A. Williams
DP17	'Doctor, I have to wear a scarf': an unusual cause of skin changes at the neck <u>A. Lock</u> , F. Deroide and V. Jolliffe
DP18	Auricular squamous cell carcinoma: a tertiary referral centre experience <u>C. Waites</u> , M. Petkar, D. Kamel and S. Jabir
DP19	Cutaneous vasculitis responding to dapsone in a man with alpha-1-antitrypsin deficiency <u>K.H. Kuet</u> and A. McDonagh
DP20	Spontaneous regression of metastatic cutaneous melanoma <u>Z. Venables</u> , B. Morgan, G. Saldanha and G. Johnston
DP21	Spectrum of predisposing factors and histopathological subtypes of cutaneous squamous cell carcinoma at a tertiary centre <u>G. Khullar</u> , U.N. Saikia, D. De, S. Handa and B.D. Radotra
DP22	Adolescent saxophone penis secondary to Crohn disease, misdiagnosed as being post-traumatic <u>C. Marshall</u> , D. Markiewicz and A. Bewley
DP23	Primary dermal melanoma: a rare but important presentation <u>B. McDonald</u> , P. Papageorgiou and E. Calonje
DP24	Case report: a new presentation of systemic lupus erythematosus manifesting as Rowell syndrome with lupus nephritis <u>I. Logan</u> , S. Punjabi and R. Ramakrishnan
DP25	Syringotropic melanoma: report of two cases of a rare variant of malignant melanoma involving the eccrine apparatus <u>C. Waites</u> and M. Petkar

The poster viewing session will take place between 13:30 and 14:00 on Tuesday 7th July

NOTES

Tue 7 July


Wednesday 2 July Overview

WEDNESDAY 8 JULY 2015

TIME	SESSION DETAIL	ROOM	INFORMATION
08:00 – 08:45	LEO Pharma Sponsored Symposium	Charter 4	Page 32
08:00 – 09:00	Christian Medical Fellowship Breakfast	Exchange 1	
08:45 – 10:50	Plenary session – International Dermatology	Exchange Auditorium	Page 33
08:45 – 10:15	Historical Symposium	Exchange 11	Page 35
08:45 – 10:15	New Treatments	Exchange Hall	Page 34
08:45 – 10:15	British Teledermatology Society	Central 8	Page 36
10:20 – 10:50	Guest Lecturer: Professor Günther Hofbauer	Exchange Auditorium	Page 33
11:15 – 13:00	AGM – BAD members only	Exchange Auditorium	
11:30 – 12:30	Public Lecture	Exchange Hall	Page 37
13:15 – 14:15	Johnson & Johnson Sponsored Symposium	Exchange Hall	Page 38
13:15 – 14:15	Celgene Sponsored Symposium	Charter 4	Page 39
13:15 – 14:15	La Roche Posay Sponsored Symposium	Central 5,6,7	Page 40
14:30 – 18:00	Plenary session - Medical Dermatology	Exchange Auditorium	Page 41
14:30 – 15:00	Guest Lecturer: Professor Lars French	Exchange Auditorium	Page 41
15:00 – 18:00	British Cosmetic Dermatology Group	Exchange Hall	Page 42
15:00 – 17:45	Psychodermatology	Central 5,6,7	Page 43-44
16:15 – 16:45	Hot Topics	Exhibition	Page 64
16:15 – 16:45	Poster Presentations	Exhibition	Page 59
18:00 – 18:45	Novartis Sponsored Symposium	Exchange 11	Page 45
18:00 – 18:45	LEO Pharma Sponsored Symposium	Charter 4	Page 46
19:30 – 00:00	Annual Dinner	Manchester Cathedral	Page 10

Sponsored Symposium: LEO Pharma

Date: Wednesday 8th July
Time: 08:00-08:45
Room: Charter 4
Chair: Dr Stephen Keohane



AK in the UK: are we okay?

PROGRAMME		
08:00 – 08:05		Welcome and introduction Dr Stephen Keohane (Portsmouth)
08:05 – 08:15		When is surgery the best option? – When is urgent referral justified? Dr Tim Cunliffe (Middlesbrough)
08:15 – 08:25		Insights into the Management of Actinic Keratosis – The Manchester Experience Dr John Lear (Manchester)
08:25 – 08:35		AK to SCC Progression – Should patients be treated earlier to prevent complications? Dr Chris Bower (Exeter)
08:35 – 08:45		Summary and close Dr Stephen Keohane (Portsmouth)

NOTES

Wed 8 July

International Dermatology CPD Session

Date: Wednesday 8th July
Time: 08:45-10:50
Room: Exchange Auditorium
Chair: Dr Anshoo Sahota & Dr Colin Fleming

PROGRAMME		
08:45 – 09:00	IL01	Invited Lecture Congenital malalignment of the hallux update <i>Dr Robert Baran (Canne, France)</i>
09:00 – 09:15	O09	Utility of a clinical diagnostic matrix for characterizing epidermolysis bullosa in resource-limited settings <i>V.K. Yenamandra, C. Moss, S. Vishnubatra and S. Gomathy</i>
09:15 – 09:30	O10	Transplantation of autologous noncultured epidermal cell suspension in combination with platelet-rich plasma as a novel method in vitiligo surgery <i>S. Mrigipuri and D. Parsad</i>
09:30 – 09:50	IL02	Invited Lecture The evolution of reconstruction in dermatological surgery <i>Professor Jonathan L Cook (Durham, USA)</i>
09:50 – 10:05	O11	Biochip immunofluorescence microscopy as a new diagnostic tool for autoimmune blistering skin diseases <i>Y.Z. Chiang, C. Zhao, W. Melbourne, A. Wijayanti, K. Tran, J. Kim, N. Ishii, K. Legaspi, H. Koga, E. Schmidt, D. Zillikens, T. Hashimoto and D. Murrell</i>
10:05 – 10:20	O12	ENLIST 1: a cross-sectional international multicentre prospective study of the clinical features of erythema nodosum leprosum <i>S. Walker, J.A. Nery, A. Sales, E. Sarno, S. Lambert, S. Doni, D. Tsegaye, V. Pai, V. Halwai, J. Darlong, A. John, D. Hagge, M. Shah, M. Balagon, A. Maghanoy, P. Nicholls, A. Mitike, B. Mohammed, A. Belaynesh and D. Lockwood</i>
10:20 – 10:50		Guest Lecture – Introduced by Dr Anshoo Sahota Mechanisms in epithelial skin cancer development <i>Professor Günther Hofbauer (Zurich, Switzerland)</i> Epithelial skin cancer is a frequent event in the ageing population. The main external driving factor is sun damage, mainly mediated by ultraviolet light. The main endogenous factors comprise race and skin type. Mechanisms of skin cancer involve DNA damage and defective damage repair in the epidermis. Damage to the dermis probably matters more than previously thought. Key cellular pathways such as Notch, WNT and Hedgehog contribute to skin cancer formation once they are disturbed. Drugs contribute to skin cancer formation as do special settings such as systemic immunosuppression. Prevention includes sun protection and selective pathway inhibition.
POSTERS		
	INT01	Palmar and flexural hypertrophic lupus erythematosus: an extremely rare variant of discoid lupus erythematosus <i>S. Manupati, A.K. Metta and R. Subramanyam</i>
	INT02	A day in a Sudanese dermatology clinic <i>S.K. Shinhmar and P. Gatt</i>
	INT03	A 5-year retrospective analysis of scabies diagnosis and management in general practices in Hackney <i>A. Nalabanda, D. Roberts, C. Griffiths and S.L. Walker</i>

The poster viewing session will take place between 10:45 and 11:15 on Wednesday 8th July

Wed 8 July

New Treatments

Date: Wednesday 8th July

Time: 08:45-10:15

Room: Exchange Hall

Chair: Professor Irene Leigh & Dr Mike Ardern-Jones

PROGRAMME		
08:45 – 09:05	NT01	Collaboration between clinicians, health authorities, and industry: How clinical development programs can benefit? Dr Charis Papavassilis (Senior Global Programme Medical Director, Novartis)
09:05 – 09:30	NT02	Research across the Academic Industrial interface Professor Nick Reynolds (Newcastle)
09:30 – 09:55	NT03	The ethics of old and new: new treatments for whom? Professor John Saunders (Abergavenny)
09:55– 10:15	NT04	The management of psoriasis in children Dr Ruth Murphy (Nottingham)


NOTES

Wed 8 July

Historical Symposium

Date: Wednesday 8th July
Time: 08:45 – 10:45
Room: Exchange 11
Chair: Dr Nick Levell

PROGRAMME

08:45 – 09:00	H01	The arsenic story and Edinburgh <u>M. Cheesbrough</u>
09:00 – 09:15	H02	Breaking the glass ceiling: Agnes Blackadder, Britain's first female dermatologist <u>V. C. Y. Li</u> and P. D. Yesudian
09:15 – 09:30	H03	The history of alopecia areata <u>J. Dua</u> , D. Warnapala, R. Fisher and S. I. Goolamali
09:30 – 09:45	H04	Wound care from antiquity to the present day: an illustrated review <u>S. Whitaker</u> and V. Saravolac
09:45 – 10:15	HGL	Guest Lecture  Of Military Men and Melancholic Maids , A History of the Theatre of Artefact <i>Dr Les Millard (Derbyshire, UK)</i> <p>Dr Les Millard is a retired Consultant Dermatologist, who trained in Sheffield and in Leeds where his interest in psychodermatology was fostered. During 32years as a consultant, he established and developed a national psychodermatology service and training facility. He was a member of the ESDaP Executive Committee, and has written and lectured in Europe and North America particularly on gender issues in psychodermatology. He is researching the influence of the Enlightenment in Medicine and Dermatology, and is currently writing a biography of Dr Thomas Bateman (1778-1821).</p>
10:15 – 10:45	Break	Historical Tea

POSTERS

	H05	The resurgence of Cimex lectularius: a slumberous fiend <u>R. M. Fisher</u> , D. Warnapala, J. Dua and S. Goolamali
	H06	A review of the skin diseases from the trenches of the Great War <u>N. Harper</u> and S. Orpin
	H07	Trench foot: from the Grande Armée to Glastonbury <u>C. Ondhia</u> , N. Levell and P. Makwana
	H08	Raymond Sabouraud (1864–1938): looking through the hyphae <u>V. C. Y. Li</u> , A. J. Parry Davies and P. D. Yesudian
	H09	A history of cryotherapy in dermatology: the cold cure <u>A. J. Parry Davies</u> , V. C. Y. Li and P. D. Yesudian
	H10	Arnault Tzanck (1886–1954): a great dermatologist who revolutionized the field of blood transfusion <u>S. Jagadeesh</u> , M. Paul and S. Orpin
	H11	Darrell Wilkinson (1919–2009): a giant of dermatology <u>I. Kreuser-Genis</u> and S. George
	H12	A man ahead of his time: Moritz Kaposi <u>P. Mahendran</u> and J. Natkunarajah
	H13	Arthur Whitfield (1868–1947) MD FRCP: the ointment of kings <u>R. M. Fisher</u> , J. Dua, S. I Goolamali, R. Hay and E. M. Higgins
	H14	Hulusi Behçet: a Turkish gem <u>A. J. Parry Davies</u> , V. C. Y. Li and P. D. Yesudian
	H15	Human attitudes to sun exposure and the history of sun protection <u>R. Jerrom</u> , P. Fiandeiro and J. Carter
	H16	Multiple synonyms and misguided therapies: a history of lichen sclerosus <u>E. Hayes</u> , A. Sharma and F. Humphreys
	H17	A North West pioneer dermatologist <u>A. Godwin</u>
	H18	Chronic urticaria: the story of autoimmunity <u>K. Aljefri</u>
	H19	Stress, emotion and acne: a historical view <u>L. Griffin</u> , E. Kleyn and C.E.M. Griffiths

The poster viewing session will take place between 16:00 and 16:45 on Wednesday 8th July



“Manifestations of skin problems”

Dr Christian Jessen



Public Lecture

Wednesday 8th July

11:30 – 12:30

Exchange Hall

Places limited

Register online: bad.org.uk/annualmeeting

Plenary Session - Medical Dermatology & Submitted Papers

Date: Wednesday 8th July
Time: 14:30 – 17:50
Room: Exchange Auditorium
Chair: Dr Ian Coulson & Dr Mike Ardern-Jones
 Dr Shikha Gupta & Dr Andrew Carmichael

PROGRAMME

14:30 – 15:00		<p>Guest Lecture – Introduced by Professor Irene Leigh The Inflammasome, Autoinflammation and Skin Disease <i>Professor Lars French (Zurich, Switzerland)</i></p> <p>Autoinflammatory diseases - a newly classified subset of diseases that are pathogenetically and clinically distinct from allergic or autoimmune diseases - are characterised by seemingly unprovoked episodes of inflammation, the frequent presence of sterile neutrophilic tissue inflammation and in certain instances dysregulation of interleukin (IL)-1β production. Several autoinflammatory diseases are monogenic and caused by mutations in genes regulating the function of cytoplasmic innate immune complexes, termed inflammasomes, resulting in enhanced secretion of the proinflammatory cytokine IL-1β. Recent experimental evidence also points to a role of the inflammasome and IL-1β in more common acquired inflammatory skin and systemic diseases characterised by an altered pathogen-host interaction or a biological response to endo- and/or exogenous danger signals. Finally, given that overactivation of the innate immune system leading to increased production of IL-1 family members and “sterile” neutrophil-rich cutaneous inflammation are features of both selected inherited autoinflammatory syndromes with skin involvement and an increasing number of neutrophilic dermatoses, it is postulated that autoinflammation may also underly the pathogenesis of neutrophilic dermatoses.</p> <p><i>This lecture has been funded by an educational grant provided by Stiefel, a GSK company. Stiefel have had no involvement in the speaker selection or content of this lecture.</i></p>
15:00 – 15:15	O13	<p>Peristomal pyoderma gangrenosum: clinical features and therapy from a single-centre experience of 92 patients over 16 years <i>A. Khoo and C. Lyon</i></p>
15:15 – 15:40	MD01	<p>Nailing systemic disease <i>Dr David de Berker (Bristol)</i></p>
15:40 – 15:55	O14	<p>Morphoea occurring on a background of systemic sclerosis: defining the relationship <i>N. Gak, E. Derrett-Smith, S.I. Nihtyanova, V. Ong, V.S. Swale, C. Denton and C.H. Orteu</i></p>
15:55 – 16:45	Break	Exhibition Hall
16:45 – 17:10	MD02	<p>Dermatology and Genetics: in Search of a New 'Ome' <i>Professor John McGrath (London)</i></p>
17:10 – 17:25	O15	<p>Methotrexate polyglutamates are associated with response to treatment in psoriasis: a prospective, multicentre, cohort study <i>C. Maybury, A. Douiri, M. Duckworth, M. Arenas Hernandez, A. Anstey, D. Burden, C.E.M. Griffiths, N. Reynolds, A. Ormerod, R. Warren, BSTOP Study Group, R. Woolf, A. Marinaki, J. Barker and C. Smith</i></p>
17:25 – 17:50	MD03	<p>Metabolic syndrome and psoriasis - serendipity or syndrome <i>Professor Brian Kirby (Dublin)</i></p>

NOTES

British Cosmetic Dermatology Group

Date: Wednesday 8th July

Time: 15:00 – 18:00

Room: Exchange Hall

Chair: Dr Nick Lowe

Hyper-pigmentation problems

PROGRAMME

15:00 – 15:05		Introduction <i>Dr Nick Lowe (London)</i> This session will discuss mechanisms of Hyperpigmentation and Treatment Options currently available. We will conclude the session with presentations of top scoring submitted abstracts.
15:05 – 15:25	BCGL1	Mechanisms of Hyper-pigmentation <i>Dr Tamara Griffiths (Manchester)</i>
15:25 – 15:50	BCGL2	Topical Management of Hyper-pigmentation <i>Dr Ana Rossi (Cambridge)</i>
15:50 – 16:10	BCGL3	Peels for Hyper-pigmentation <i>Dr Richard Barlow (London)</i>
16:10 – 16:30	BCGL4	Pigment Specific Lasers <i>Dr Sean Lanigan (Birmingham)</i>
16:30 – 17:00	Break	Exhibition Hall
17:00 – 17:10	BC01	5% Imiquimod (Aldara) clears lentigines in patients with xeroderma pigmentosum <i>A. Tewari, R. Sarkany, H. Fassih and E. Craythorne</i>
17:10 – 17:20	BC02	Mesotherapy with botulinum toxin: the only answer for open nasal pores <i>A. Kaur and S. Yadav</i>
17:20 – 17:30		Questions and Discussion
17:30 – 18:00		AGM

POSTERS

	BG03	What is the relationship between body mass index and acne? <i>R. Bhutani, E.A. Eady, I. El-Mansori and A.M. Layton</i>
	BG04	Delayed granulomatous reaction to dermal filler <i>S. Nasir, F. Deroide, C. Orteu, S. McBride, M. Rustin and M. Griffiths</i>
	BG05	Platelet-rich plasma induces selective improvement in androgenetic alopecia but not in alopecia areata <i>A. Kaur, S. Yadav and S. Kumaran</i>
	BG06	An unexpected side-effect of topical 5-fluorouracil <i>J. Callander and C. Jong</i>
	BG07	Granulomatous reaction to eyebrow tattooing responding to potent topical steroid treatment <i>L. Cunningham and C. Feighery</i>

The poster viewing session will take place between 16:30 and 17:00 on Wednesday 8th July

Wed 8 July

Psychodermatology UK

Date: Wednesday 8th July
Time: 15:00 – 17:45
Room: Central 5,6,7
Chair: Dr Susannah Baron & Dr Janet Angus


PROGRAMME

15:00 – 15:10	PS01	The development and implementation of stepped-care psychological support in medical dermatology M. Turner, C. Smith, N. Thomas and K. Jackson
15:10 – 15:20	PS02	Managing patients with delusional infestations in psychodermatology clinics is much more cost-efficient than general dermatology or primary care clinics C. Marshall, K. Altaf and A. Bewley
15:20 – 15:30	PS03	Integrated mental health assessment in a tertiary medical dermatology service: feasibility and the prevalence of common mental disorder L. Rayner, K. Jackson, M. Turner, M. Hotopf and C. Smith
15:30 – 15:40	PS04	Cost-effectiveness in psychodermatology: a case series N. Harper, L. Kennedy, K.R. Martin and J.M.R. Goulding
15:40 – 15:50	PS05	Assessing psychological need in dermatology patients: the importance of cross-methodology P. Cream, S. Howard and A. Woods
15:50 – 16:05		Guest lecture Enabling Patients with Skin Conditions to live with confidence <i>Henrietta Spalding (Changing Faces)</i> The session “Enabling Patients with Skin Conditions to live with confidence” will examine the psychological and social impact of living with a skin condition / disease and explore how dermatologists and their teams can help meet the psychosocial needs of patients and enhance their wellbeing.
16:05 – 16:20		Guest lecture Outcome Evaluation of Psychological Treatment services for Dermatology Clients <i>Dr Reena Shah (London)</i> The practice of psychodermatology, an interdisciplinary team consisting of Dermatology, Psychiatry and Psychology professionals is considered the administrative structure ‘Holy Grail’. Yet various administrative and cost issues impede long-term implementation of such interdisciplinary teams. One means to show the value of each professional team member is through treatment outcome data. A few studies have reported positive outcome data for psychodermatology treatment, for either disease specific conditions or multi/interdisciplinary clinics as a whole. However, to our knowledge, none have provided data on the benefits of psychological services for a general cross-section of psychodermatology patients. The current study provides pre-post treatment gains in patients’ psychological functioning and projected gross estimates of dermatology treatment cost-offsets due to psychological treatment services provided as part of an interdisciplinary psychodermatology clinic.
16:20 – 16:45	Break	Exhibition Hall
16:45 – 16:55	PS06	Habit reversal for refractory atopic dermatitis A. Daunton, J.M.R. Goulding and C. Bridgett
16:55 – 17:05	PS07	Acne excoriée: improved outcomes with low-dose isotretinoin in an integrated multidisciplinary team care setting P. Mohandas, A. Bewley and R. Taylor
17:05 – 17:15	PS08	Identifying key components for a psychological intervention for people with vitiligo A. Ahmed, E. Steed, E. Burden-Teh, R. Shah, S. Tour, S. Sanyal, M. Whitton, J. Batchelor and A. Bewley
17:15 – 17:25	PS09	Illness perception in association with psychological functioning in patients with discoid lupus erythematosus P. Chen, E. Broadbent, C. Coomarasamy and P. Jarrett
17:25 – 17:35	PS10	Illness perception in individuals with hidradenitis suppurativa at a tertiary referral clinic G. Petrof, L. Rayner, M. Turner, R. Lamb and N. Desai

Wed 8 July

Sponsored Symposium: LEO Pharma

Date: Wednesday 8th July
Time: 18:00 – 18:45
Room: Charter 4
Chair: Professor Rino Cerio



Psoriasis: New topical data update

PROGRAMME

18:00 – 18:05	Welcome and introduction <i>Professor Rino Cerio (London)</i>
18:05 – 18:15	PASI score – raising the bar <i>Dr Keith Freeman (Sunderland)</i>
18:15 – 18:25	LEO 90100 topical treatment: new breaking data <i>Dr Sandeep Cliff (Surrey)</i>
18:25 – 18:35	Debate – Can topical treatment delay the progression to systemics? <i>Professor Rino Cerio (London)</i>
18:35 – 18:45	Summary and close <i>Professor Rino Cerio (London)</i>

NOTES

Wed 8 July

Thursday 9 July Overview

THURSDAY 9 JULY 2015

TIME	SESSION DETAIL	ROOM	INFORMATION
08:30 – 12:00	BADGEM	Exchange Hall	Page 49-50
08:30 – 12:00	British Photodermatology Group	Central 5,6,7	Page 51-52
09:00 – 12:45	Plenary Session Professor's & Registrars' forum	Exchange Auditorium	Page 48
12:00 – 12:45	Arthur Rook Oration: Professor Masayuki Amagai	Exchange Auditorium	Page 48
13:15 – 17:30	British Society for Skin Care in Immunocompromised Individuals	Charter 4	Page 53-54
13:30 – 17:25	British Society for Paediatric Dermatology	Exchange Hall	Page 55-56
13:45 – 17:30	CPD update	Exchange Auditorium	Page 57
14:45 – 15:15	Guest Lecturer: Professor Christopher Griffiths	Exchange Auditorium	Page 57
15:30 – 16:00	Focus Session: An update on scarring and non-scarring hair loss	Central 5,6,7	Page 58
15:30 – 16:00	Focus Session: Pregnancy Dermatoses	Exchange 1	Page 58
15:30 – 16:00	Focus Session: Ethnic Skin	Exchange 11	Page 58

Professors & Registrars Forum

Date: Thursday 9th July

Time: 09:00 – 12:50

Room: Exchange Auditorium

Chair: Dr Nick Levell & Dr Khadija Aljefri
Dr Richard Groves & Dr Richard Weller

PROGRAMME		
09:00 – 09:15	RF01	Identifying translational dermatology research priorities in the U.K.: results of an e-Delphi exercise <i>K. Shams, S. Brown, S. Langan, S. Nicholls, N. Reynolds and E. Healy</i>
09:15 – 09:35	PR01	The skin virome and skin cancer: cause, cofactor or coincidence? <i>Professor Catherine Harwood (London)</i>
09:35 – 09:50	RF02	Differential persistence of four biological therapies for the treatment of moderate-to-severe psoriasis: a prospective observational cohort study from the British Association of Dermatologists' Biologic Interventions Register <i>R. Warren, C. Smith, Z. Yiu, D. Ashcroft, J. Barker, D. Burden, M. Lunt, K. McElhone, A. Ormerod, C. Owen, N. Reynolds and C.E.M. Griffiths</i>
09:50 – 10:05	RF03	A comprehensive omics assessment of etanercept therapy for psoriasis <i>A. Foulkes, N.J.W. Rattray, E. Correa, D.K. Trivedi, D.F. Carr, K. Maratou, P. Wilson, A. Al-Sharqi, R. Parslew, M. Pirmohamed, R. Goodacre, N.J. Reynolds, M. Donaldson, M. Barnes, C.E.M. Griffiths and R.B. Warren</i>
10:05 – 10:25	PR02	Cutaneous Oncology and Genomics in 2015 <i>Professor Sean Whittaker (London)</i>
10:25 – 11:00	Break	Exhibition Hall
11:00 – 11:15	RF04	An observer-blinded randomized controlled pilot study comparing localised psoralen-ultraviolet A with localized narrowband ultraviolet B for the treatment of hand eczema <i>D. Brass, P. Farr, N. Reynolds, D. Stocken, C. Macdonald, S. Wahie, S. Weatherhead, J. Wilkinson, J. Lloyd, S. Hill, T. Fouweather and P. Hampton</i>
11:15 – 11:30	RF05	iRhom2: a novel regulator of wound healing and cancer <i>T. Maruthappu, A. Chikh and D. Kelsell</i>
11:30 – 11:50	PR03	Shedding Light on Skin Cancer <i>Professor Charlotte Proby (Dundee)</i>
11:50 – 12:05	RF06	The Clinical application of multispectral fluorescence lifetime imaging of human skin using multiphoton microscopy <i>R. Patalay</i>
12:05 – 12:50		Arthur Rook Oration – Introduced by Dr David Eedy Targeting antigen-specific immune cells in pemphigus <i>Professor Masayuki Amagai (Tokyo, Japan)</i> Current therapeutic approaches to autoimmune bullous diseases accompany with general immune suppression. An ideal therapeutic approach is to target pathogenic immune cells specific for autoantigens, but not normal cells. To achieve the eternal goal, we have been trying to first understand how pathogenic T and B cells are eliminated in normal individuals using pemphigus as a disease model. Our body has a quite ingenious system to avoid the dangerous autoimmune reaction. The deeper we go, the more beautiful the nature becomes.

Thur 9 July

BADGEM Clinical Meeting

Date: Thursday 9th July

Time: 08:30 – 12:00

Room: Exchange Hall

Chair: Professor Birgit Lane
Professor John McGrath



PROGRAMME

08:30 – 08:35		Welcome BADGEM Clinical Meeting – Professor Irene Leigh
08:35 – 08:45	BG01	Xeroderma pigmentosum: increasing awareness of the variation in presenting clinical features in order to avoid diagnostic delay and improve prognosis M. Sethi, A. Lehmann, D. McGibbon, R. Sarkany and H. Fassih
08:45 – 08:55	BG02	Clinical heterogeneity in autosomal recessive congenital ichthyosis due to NIPAL4/ichthyin mutations S.T. Ngu, H. Cordey, A. Affleck, A. Terron-Kwiatowski, D. Baty, D. Goudie, S.J. Brown, C.J. Jury and M. Zamiri
08:55 – 09:15		Invited Talk Using rare disease genetics to understand common skin disorders Professor Maurice Van Steensel (Dundee)
09:15 – 09:25	BG03	Co-occurrence of NRAS and BRAF activating mutations in congenital melanocytic naevi S. Polubothu, J. Chalker and V. Kinsler
09:25 – 09:45		Invited Talk Lessons for skin genetics from the filaggrin story Dr Sara Brown (Dundee)
09:45 – 09:55	BG04	A novel peeling skin syndrome S. Chinthapalli, D. Buckley, Z. Lin, D. Nitou, C. Scott, F. Smith, Y. Yang, D. Kelsell and E. O'Toole
09:55 – 10:20		Invited Talk Congenital erythroderma: the many shades of red Professor Eli Sprecher (Tel Aviv, Israel)
10:20 – 10:45	Break	Exhibition Hall
10:45 – 11:10		Invited Talk Delivering the National Rare Disease Register for England Dr Jem Rashbass (London)
11:10 – 11:25		BADGEM Initiatives Professor Edel O'Toole & Dr Neil Rajan
11:25 – 11:35	BG05	Mutations in desmoglein 1 causing clinically heterogeneous inherited palmoplantar keratoderma M.-L. Lovgren, N.J. Wilson, M.E. Schwartz, F.J.D. Smith and M. Zamiri
11:35 – 12:00		Invited Talk Genetics and Immunology of Alopecia Areata Professor Angela Christiano (New York, USA)

POSTERS

	BG06	Prospective Epidermolysis Bullosa Longitudinal Evaluation Study (PEBLES): development of an electronic data capture tool in recessive dystrophic epidermolysis bullosa E. Pillay, S. Robertson, A. Martinez and J. Mellerio
	BG07	Characterization and selection of a patient cohort for a phase I/II study of ex vivo gene therapy for recessive dystrophic epidermolysis bullosa (GENEGRAFT) A. Abdul-Wahab, M. Titeux, J. Mellerio, J. McGrath and A. Hovnanian
	BG08	Farber disease: an unusual case in a dermatology clinic P. Gupta and P. Beattie
	BG09	Two cases of patients with Ehlers–Danlos syndrome type VIII and hoarseness S. George, A. Vandersteen, E. Nigar, D. Ferguson, E. Topham and F.M. Pope
	BG10	Chromosome 3 partial triplication in association with pigmentary mosaicism R. Waas, M. Splitt and S. Leech

Thur 9 July

British Photodermatology Group

Date: Thursday 9th July
Time: 08:30 – 12:00
Room: Central 5,6,7
Chair: Dr Robert Sarkany
 Dr Robert Dawe

PROGRAMME		
08:30 – 08:42	PD01	Paediatric solar urticaria: a case series <i>A. Fityan, H. Fassihi, D. McGibbon and R. Sarkany</i>
08:42 – 08:54	PD02	Solar urticaria: an examination of the action spectra in 125 patients <i>D. Koumaki, A.K. Haylett, M.D. Farrar, T.C. Ling and L.E. Rhodes</i>
08:54 – 09:06	PD03	The use of omalizumab in three patients with solar urticaria <i>M. Sivaramakrishnan, C. Morton, T. Wong, S. Laube, R. Dawe and S. Ibbotson</i>
09:06 – 09:41	PDGL1	Guest Lecture SLE: an update <i>Professor David D’Cruz (London)</i>
09:41 – 10:16		 <p>Guest Lecture Diagnostic conundrums in the photosensitive patient <i>Professor James Ferguson (Dundee)</i></p> <p>This clinical presentation will focus on patients seen at a specialist “Photo” clinic. Emphasis is placed on the value of appropriate investigations including photoprovocation, photopatchtesting and plasma porphyrin scanning.</p> <p>Individual cases have been selected to illustrate the range of photodermatoses, occasionally at times confusingly, seen in combination. Clinical variants that pose diagnostic and treatment challenges will be looked at closely.</p> <p>The challenge for the coming decade is to reduce the number of missed or incorrectly diagnosed patients. A simplified easy to use LED phototest approach, more readily available in non phototest centres, may go some way to improving patient care in the future.</p>
10:16 – 10:28	PD04	Solar urticaria occurring in two patients with erythropoietic protoporphyria: a pointer to an endothelial antigen in solar urticaria? <i>A. Tewari, A. Fityan and R. Sarkany</i>
10:28– 10:45	Break	Exhibition Hall
10:45 – 10:57	PD05	Retrospective review of the efficacy of psoralen–ultraviolet A and narrowband ultraviolet B in the management of generalized granuloma annulare <i>L. Cunningham, B. Kirby, A. Lally and P. Collins</i>
10:57– 11:09	PD06	White light-emitting diode topical methyl 5-aminolaevulinatate photodynamic therapy: a novel treatment option that is as effective and well tolerated as daylight photodynamic therapy for the treatment of actinic keratoses <i>S.M. O’Gorman, J. Clowry, M. Manley, J. McCavana, L. Gray, A. Kavanagh, A. Lally and P. Collins</i>
11:09 – 11:21	PD07	High cumulative doses of narrowband ultraviolet B (NB-UVB) in vitiligo: none of a group of 48 patients receiving over 100 NB-UVB treatments developed skin cancer in the medium term <i>S. Momen and R. Sarkany</i>
11:21 – 11:33	PD08	Variegate porphyria in a child with developmental delay <i>V. Dvorakova, Q. Razali, V. Crowley, S. Savage, D. Webb, J. McBrien and R. Watson</i>
11:33 – 12:00		AGM
POSTERS		
	PD09	Do photosensitizing drugs pose a significant risk of adverse reaction to TL01 ultraviolet B? <i>S. McCarthy and J.F. Bourke</i>
	PD10	Retrospective study to assess the effect of skin cooling on the outcome of photodynamic therapy for Bowen disease and superficial basal cell carcinoma <i>G. Roberts, D. Turner and V. Goulden</i>

Thur 9 July

British Society for Skin Care in Immunocompromised Individuals

Date: Thursday 9th July

Time: 13:15 – 17:30

Room: Charter 4

Chair: Dr Nilesh Morar & Dr Helen Ramsay
Dr John Lear & Professor Chris Bunker

PROGRAMME		
13:15 – 13:20		Welcome & Introduction by Professor Charlotte Proby
		INTERACTIVE CASE DISCUSSION with Expert panel Dr Nilesh Morar, Dr Helen Ramsay, Dr John Lear & Prof Catherine Harwood
13:20 – 13:25	BI01	The role of skin biopsy in suspected graft-versus-host disease <u>R. Atkar</u> , G. Meligonis and S.H. Hussain
13:25 – 13:30	BI02	X-linked lymphoproliferative syndrome-1 complicated by a drug hypersensitivity syndrome and graft-versus-host disease <u>V. Hogarth</u> , L.E. Proudfoot, M.L. Daly, M. Philippidou, E. Higgins, T.N. Basu, S. Walsh, Y. Egberongbe, A. Worth and D. Creamer
13:30 – 13:35	BI03	Cutaneous Mycobacterium chelonae infections in immunocompromised patients following solid organ transplants <u>A. Yaakub</u> , P. Gurung, R. Coelho and S.N. Shah
13:35 – 13:40	BI04	Isolation of Mycobacterium iranicum, a novel species, from the cutaneous lesions of a patient in the U.K. <u>E. Carras</u> , J. Osborne, M. Wiselka and G. Johnston
13:40 – 13:45	BI05	Herpes simplex virus in the immunocompromised: a master of disguise <u>J. Thomson</u> , C. Harwood, J. McGregor and C. Proby
13:45 – 13:55		Discussion time
13:55 – 14:00	BI06	Two diverse skin complications of common variable immunodeficiency <u>J. Gale</u> , V. Van-de-Velde, P. Szlosarek, H. Langhurst and C. Harwood
14:00 – 14:05	BI07	A clinicopathological study of melanoma associated with chronic lymphocytic leukaemia D. Waters, O. Espinosa, <u>R. Fisher</u> and R.N. Matin
14:05 – 14:10	BI08	Primary cutaneous T-cell lymphoma post-transplant: an unknown quantity <u>B. Meeajun</u> , H. Rizvi, C. Harwood and J. McGregor
14:10 – 14:15	BI09	Attitudes to ultraviolet exposure in patients with inflammatory bowel disease <u>J. Clowry</u> , J. Sheridan, G. Cullen, H. Mulcahy, G. Doherty and A. Lally
14:15 – 14:25		Discussion time
14:25 – 14:35		Poster round up - Professor Catherine Harwood
14:45 - 15:15 15:15 - 15:30 15:30 - 16:00	Break	Guest Lecture: Professor Chris Griffiths – Exchange Auditorium Central Foyer Focus Sessions
16:00 – 16:35	BIGL	Guest Lecture Cutaneous complications of biologics <i>Dr Kimme Hyrich (Manchester, UK)</i>
16:35 – 16:45	BI10	Aciclovir-resistant herpes simplex virus in a cohort of allogeneic haematopoietic stem cell recipients <u>M.-L. Daly</u> , Y. Teo, M. Tamyo, E. Corden, M. Zuckerman and T. Basu
16:45 – 16:55	BI11	Microbiology and skin care management of Kaposi sarcoma-associated lymphoedema <u>M. Noy</u> , S. Smith, M. Bower and C. Fuller
16:55 – 17:05	BI12	Developing a dedicated dermatology service for allogeneic bone marrow transplant recipients <u>R.N. Matin</u> , V. Venning, J. Reed, R. Danby, T. Littlewood, L. Rowley, D. Barton, V. Rocha and A. Peniket
17:05 – 17:30		AGM
POSTERS		
	BI13	Primary cutaneous cryptococcus infection in a renal transplant recipient <u>V. Van-de-Velde</u> , R. Thuraingham, P. Goldsmith, R. Cerio, M. Sheaff and C. Harwood

Thur 9 July



BI14	Primary cutaneous nocardiosis with central nervous system dissemination in a patient with acute promyelocytic leukaemia after allogenic stem cell transplantation <u>K. Sinha</u>
BI15	Auricular beading: a distinctive pattern of leukaemia cutis <u>C. Sinclair</u> and M. Tidman
BI16	Distal extremities swelling associated with TRUVADA® <u>B. Ho</u> , U. Quinn and C. Morgan
BI17	Ibrutinib-induced acute generalized exanthematous pustulosis <u>Z. Laftah</u> , K. Cuthill, S. Walsh, D. Creamer, S. Devereux, P. Patten and T. Basu
BI18	Inflammation of actinic keratoses during paclitaxel chemotherapy <u>F.R. Ali</u> , T. Hanley, Z.Z.N. Yiu and D. Fitzgerald
BI19	A case of eosinophilic dermatosis of haematological malignancy in an immunocompromised patient <u>P. Jayasekera</u> , A. Bakshi and A. Al-Sharqi
BI20	An unusual cause of leg ulcer <u>J.M. Kassim</u> , B. Bittiner and T. Patel
BI21	A malignancy while on biologics in the treatment of psoriasis: a case series <u>A. Alani</u> , K. Ahmad, M. Sadlier and B. Ramsay
BI22	Case report: calciphylaxis in a patient on long-term corticosteroid immunosuppression <u>I. Logan</u>
BI23	Changing skin cancer risk postrenal transplantation? <u>C.M.R. Fahy</u> , S. Menzies, J. Holian and A. Lally
BI24	Histology-negative Mycobacterium chelonae infection: a disguise <u>H. Reddy</u> and M. Vatve
BI25	Drug reaction with eosinophilia and systemic symptoms syndrome following ipilimumab for metastatic melanoma <u>M. Rajpopat</u> , S. Konstantinos, M. Griffiths, D. Chao and F. Ismail
BI26	A retrospective analysis of nonmelanoma skin cancer in a renal transplant population <u>A. Flynn</u> , H. Gunning, M. Looney, G. Mellotte, C. Wall, P. Lavin and A.M. Tobin
BI27	Palmoplantar pustulosis secondary to rituximab <u>Z. Venables</u> , S. Swart and C. Soon
BI28	'The physician who knows syphilis knows medicine': secondary syphilis masquerading as pityriasis rosea C. Thomas, <u>N. Spierings</u> , L. Ffolkes and V. Akhras
BI29	Dermatological manifestations of syphilis <u>M. Noy</u> , C. Bunker, C. Fuller, J. Shelley, J. Weir and L. Fearfield
BI30	The case of the masquerading Kaposi sarcoma: a diagnostic and therapeutic challenge <u>S.H. Foo</u> , M. El-Shafie, I. Geh, K. Manavi and S.-L. Chua
BI31	Chronic bullous dermatosis of childhood in a liver transplant recipient: a causative relationship? <u>A. Jamil</u> and A. Messenger
BI32	Basal cell carcinoma of the left arm in an 18-year-old woman <u>R. Atkar</u> , S. En Ah-See and P. Todd
BI33	Oral leukoplakia as a manifestation of graft-versus-host disease <u>G. Wali</u> , V. Venning, O. Espinosa, S. Damato, J. Graystone, V. Rocha and R. Matin

The poster viewing session will take place between 12:50 and 13:15 on Thursday 9th July

British Society for Paediatric Dermatology

Date: Thursday 9th July
Time: 13:30-17:35
Room: Exchange Hall
Chair: Dr Mary Glover & Dr Fiona Browne
 Dr Paula Beattie & Dr Ruth Murphy

PROGRAMME		
13:30 – 13:40	PA01	A 5-year single-centre review of children with segmental haemangioma of the head and neck K. Forde, M. Glover and V. Kinsler
13:40 – 13:50	PA02	Real-life experiences of managing childhood psoriasis: a U.K. multicentre audit of the assessment and management of psoriasis in children E. Burden-Teh, M. Lam, S. Taibjee, A. Taylor, S. Webster, C. Jury, S. Darne, A. Carmichael, S. Natarajan, T. McPherson, R. Katugampola, M. Kalavala, D. Al-Ismaïl, V. Jones, S.B. Syed, M. Glover, J. Hughes, B. Hughes and R. Murphy
13:50 – 14:00	PA03	A pilot, assessor-blinded, randomized controlled trial of topical oils for neonatal skin A. Cooke, M. Cork, S. Victor, M. Campbell, S. Danby, J. Chittock and T. Lavender
14:00 – 14:10	PA04	Training needs in young adult and adolescent health and transition medicine among dermatology higher specialist trainees in the U.K. E. Howard, M. Glover and H. Gleeson
14:10 – 14:40	PGL1	Guest Lecture The role of the paediatric dermatologist in detecting and managing connective tissue diseases <i>Dr Ruth Murphy (Nottingham)</i>
14:45 – 15:15 15:15 – 15:30 15:30 – 16:00	Break	Guest Lecture: Professor Chris Griffiths – Exchange Auditorium Central Foyer Focus Sessions
16:00 – 16:45		Guest Lecture Human type I interferonopathies Professor Yanik Crow (Manchester, UK) Dissection of the genetic basis of Aicardi-Goutières syndrome has highlighted a fundamental link between nucleic acid metabolism and type I interferon induction, leading to the concept of the human interferonopathies, a broader set of Mendelian disorders where disease pathology relates to a primary upregulation of type I interferon activity. I will discuss the clinical phenotypes associated with these novel inborn errors of immunity, their pathological basis, and future strategies for their treatment.
16:45 – 16:55	PA05	Management of naevus sebaceus: a national survey of U.K. dermatologists G. Wali, S. Felton and T. McPherson
16:55 – 17:03	PA06	A case of chilblains associated with interleukin-1 receptor-associated kinase - 4 deficiency P. Gurung, A. Lee, K. Armon and G. Millington
17:03 – 17:11	PA07	The use of phototherapy in a paediatric population K. Eustace, S. Dolman, G. Sharpe, R. Parslew and A. Alsharqi
17:11 – 17:19	PA08	Mutations in EXPH5 (exophilin-5) underlie a rare subtype of autosomal recessive epidermolysis bullosa simplex E. Rashidghamat, L. Liu, J. McGrath, A. Martinez and J. Mellerio
17:19 – 17:27	PA09	Thymus hypoplasia in generalized severe junctional epidermolysis bullosa V.K. Yenamandra, A. Chopra and S. Gomathy
17:27 – 17:35	PA10	A case of insensitivity to pain: hereditary sensory and autonomic neuropathy C. Reid, M. Roe, N. Foulds, K. Godfrey and A. Fityan
POSTERS		
	PA11	Could early detection of juvenile psoriatic arthritis be improved by better recognition of how psoriasis presents in children? Structured interviews with 10 U.K. paediatric rheumatology centres E. Burden-Teh, S. Rangaraj, K.S. Thomas and R. Murphy


Thur 9 July

PA12	Atypical cutaneous abscesses in an immunocompromised infant <u>C. Reid</u> and A.-C. Sherley-Dale
PA13	Modelling optimal clinical pathways in secondary care paediatric atopic eczema <u>C.A. Maguire</u> and M.R. Ardern-Jones
PA14	Rapp–Hodgkin syndrome due to de novo mutation in TP63 <u>C. Reid</u> , K. Godfrey and A. Fityan
PA15	Paediatric presentations of Panton–Valentine leucocidin (PVL) <i>Staphylococcus aureus</i> <u>Z. Laftah</u> , C. Schilling, Y. Teo, E.M. Higgins and R. Morris-Jones
PA16	Fragile hair in a child: don't forget argininosuccinic aciduria <u>R. Nalluri</u> , E. Gilmour and M. Harries
PA17	Xanthoma disseminatum: to treat or not to treat? <u>D.Y.L. Tang</u> and S. Natarajan
PA18	An extremely rare case of ablepharon–macrostomia syndrome <u>M. Boen</u> and L. Chan
PA19	Idiopathic infantile pyoderma gangrenosum: our experience <u>S. Muthiah</u> , S. Brown, M. Abinun and S. Leech
PA20	Leishmaniasis recidivans in a child: a treatment challenge <u>D.Y.L. Tang</u> and S. Natarajan
PA21	A cluster of disseminated tinea infection in a rural family including a 4-week-old infant S. Megarity, E. McCallion, <u>C. Devereux</u> , D. O'Loan and E. Johnson
PA22	A case of pyoderma gangrenosum in a 1-year-old child associated with pathergy <u>W. Abdelrahman</u> , D. O'Kane and S. Hoey
PA23	An unusual case of recalcitrant facial eczema in a child <u>A. Khan</u> , L. Fuller and A. Harrison
PA24	Idiopathic vulval calcinosis in a child <u>V. Hogarth</u> , Z. Laftah, S. Diaz-Cano, E. Higgins and T.T. Lew
PA25	A case of van der Woude syndrome <u>N. Harper</u> and A. Heagerty
PA26	Eczema school <u>E.V. Wray</u> and F. Muller
PA27	Hyper-IgE syndrome masquerading as neonatal cephalic pustulosis <u>C. Leitner</u> and J. Gach
PA28	Atypical hand, foot and mouth disease due to Coxsackie virus type A6, an experience from Newcastle in 2014 <u>C. Goodhead</u> , S. Burton-Fanning, S. Waugh and S. Leech
PA29	A family with autosomal dominant sensorineural hearing loss and cicatrizing keratoderma (Vohwinkel syndrome) <u>B. Nasr</u> and S. Wahie
PA30	Temporal triangular alopecia: a series of three cases <u>V.C.Y. Li</u> , T.H. Tan and P.D. Yesudian
PA31	A case of a fibroblastic connective tissue naevus: an unusual clinical presentation <u>L. Cuddy</u> and T. Clayton
PA32	Langerhans cell histiocytosis: a mimic of scabies in children <u>K. Eustace</u> , B. Pizer, J. McPartland and A. Alsharqi
PA33	An audit to assess the management of paediatric dermatology patients taking immunosuppressants <u>E. Rudd</u> and S. Baron
PA34	Segmental pigmentary anomaly and ataxia telangiectasia <u>D. Jain</u> and S. Natarajan
PA35	Sniffing out a diagnostic dilemma: TB or not TB? A. Gulati, <u>J. Gale</u> , A. Prendergast, R. Cerio and S. Dhoat

The poster viewing session will take place between 13:00 and 13:30 on Thursday 9th July

Continuing Professional Development Session

Date: Thursday 9th July
Time: 13:45-17:30
Room: Exchange Auditorium
Chair: Dr David Eedy & Professor Irene Leigh

PROGRAMME		
13:45 – 14:15	CPD01	How I use Biologics – What, when and what to do when they fail Professor Catherine Smith (London)
14:15 – 14:45	CPD02	What’s new in Atopic Eczema Dr Sara Brown (Dundee)
14:45 – 15:15		Guest Lecture – Introduced by Dr David Eedy Psoriasis: A Natural History Professor Christopher Griffiths (Manchester) The interrogation of the pathogenesis of psoriasis has translated into significant advances in management of the disease over the past several years. An understanding of endotypes of psoriasis defined functionally and pathologically by a molecular mechanism or by treatment response is facilitating stratification. However, basic science alone is unable to solve the conundrum of psoriasis; the key lies in an understanding of the whole organism i.e. the patient. Success is dependent on an alliance between investigative laboratory research, qualitative approaches and clinical observation. In other words to both investigate and to manage psoriasis as a complex condition associated with multiple comorbidities. The collaborative nature of UK dermatologists, as exemplified by PSORT and BADBIR and now UK TREND, based on the integrative template of the NHS is beginning to reap real reward. This translates into UK dermatological research being at the forefront of international efforts to both understand and to better manage psoriasis.
15:15 - 15:30 15:30 - 16:00	Break	Central Foyer Focus Sessions
16:00 – 16:30	CPD03	JAK inhibitors in Treatment of Alopecia Areata Professor Angela Christiano (New York, USA)
16:30 – 17:00	CPD04	What’s new in drug reactions Dr Daniel Creamer (London)
17:00 – 17:30	CPD05	What’s new in melanoma Professor Julia Newton Bishop (Leeds)

NOTES

Thur 9 July

Focus Sessions

Date: Thursday 9th July

Time: 15:30 – 16:00

Room: Central 5,6,7

Chair: Dr Paul Farrant & Dr Matt Harries

An update on scarring and non-scarring hair loss

PROGRAMME

15:30 – 15:45	FS1	What's new in non-scarring hair loss? Dr Paul Farrant (Brighton)
15:45 – 16:00	FS1:2	What's new in scarring hair loss? Dr Matt Harries (Manchester)

Date: Thursday 9th July

Time: 15:30 - 16:00

Room: Exchange 1

Pregnancy Dermatoses

PROGRAMME

15:30 – 15:45	FS2	Skin Diseases in Pregnancy Dr Samantha Vaughan Jones (Chertsey, Surrey)
15:45 – 16:00	FS2:1	Cases from the Pregnancy Skin Clinic Dr Samantha Vaughan Jones (Chertsey, Surrey)

Date: Thursday 9th July

Time: 15:30 - 16:00

Room: Exchange 11

Chair: Dr Ophelia Dadzie

Ethnic Skin

PROGRAMME

15:30 – 15:40	FS3	Introduction: Ethnic Dermatology in the UK Dr Ophelia E. Dadzie (London, UK)
15:40 – 15:50	FS3:1	Ethnic Skin: Semiology from a different perspective Dr Antoine Petit (France)
15:50 – 16:00	FS3:2	Practical Tips For Clinical Practice: Focus on PFB and FKN Dr Andrew F. Alexis (USA)

Thur 9 July

Poster Presentations

These presentations will take place at the back right hand corner of the Exhibition Hall. Please see the abstract supplement for full abstracts in poster number order.

Tuesday 7th July			
Time	Type	Detail	Room
Moderator		Dr Inma Mauri-Sole	Exhibition Hall
10:50	PP1	(Poster 43) Differential neural response in patients with psoriasis: a functional magnetic resonance imaging study E.L. Mullings, S. McKie, L. Griffin, C.E.M. Griffiths, R. Elliott and C.E. Kleyon	
10:56	PP2	(Poster 93) Adapalene/benzoyl peroxide fixed-dose combination for the prevention and treatment of atrophic acne scars V. Bourdès, P. Reynier, M. Rivier, L. Petit, J. Tan, B. Dréno, R. Bissonnette, P. Andres, P. Martel and T. Downs	
11:02	PP3	(Poster 96) Immune responses in contact immunotherapy with diphenylcyclopropenone C. Haddadeen, C. Lai, P. Friedmann and E. Healy	
Moderator		Dr Pamela McHenry	Exhibition Hall
15:35	PP4	(Poster 97) Interim analysis of Dipeptidyl Peptidase-4 Inhibition and Narrow-band Ultraviolet-B Light in Psoriasis (DINUP): a randomized controlled trial M. Lynch, I. Timoney, T. Ahern, C. Sweeney, G. Kelly, R. Hughes, P. Collins, A. Lally, A.-M. Tobin, D. O'Shea and B. Kirby	
15:41	PP5	(Poster 80) Residual melanoma in wide local excision specimens V. Bolshinsky, M.J. Lin, J. Serpell, M. Leung, R. Wolfe, C. McLean and J.W. Kelly	
15:47	PP6	(Poster 20) An assessment and comparison of pharmacists' and dermatologists' knowledge about the safety and efficacy of topical corticosteroids in paediatric atopic dermatitis: a source of topical corticosteroid phobia S. Smith, A. Lee, A. Blaszczyński and G. Fischer	
Wednesday 8th July			
Time	Type	Detail	Room
Moderator		Dr Mark Griffiths	Exhibition Hall
16:20	PP7	(Poster 21) Educational video for patients undergoing Mohs micrographic surgery: a randomized controlled trial J. Mann, E. Kulakov, C. Duhovic, J. Hafiji, P. Bassett, A. Cooper and A. Birnie	
16:26	PP8	(Poster 24) Efficacy of extracorporeal photopheresis in chronic cutaneous graft-versus-host disease: a retrospective study N. Alband, S. Saglam, T.N. Basu and F.J. Child	
16:32	PP9	(Poster 82) Is an online skin cancer toolkit an effective way to educate primary care physicians about skin cancer diagnosis and referral? A. Gulati, C.A. Harwood, N. Goad, J. McGregor and C. Proby	
Thursday 9th July			
Time	Type	Detail	Room
Moderator		Dr Carsten Flohr	Exhibition Hall
10:35	PP10	(Poster 46) Ebola: diagnosis and dermatology C. Ondhia and N. Levell	
10:41	PP11	(Poster 23) Allergic contact dermatitis in children: trends in allergens, 10 years on. A retrospective study of 500 children tested between 2005 and 2014 in one U.K. centre V. Smith, S. Clark and M. Wilkinson	
10:47	PP12	(Poster 102) Successful treatment of pyoderma gangrenosum with the interleukin-1 receptor antagonist anakinra: a case series of three patients M.F. Chin, C.R. Beynon, T. Lawson, P. Hunasehally, K. Bhagwandas and M. Bevan	

Posters

The posters are situated within the exhibition hall. The poster viewing session will take place during the lunch breaks on Tuesday (even numbered posters) and Thursday (odd numbered posters). All presenting authors have been asked to stand by their posters at this time. There will also be an e-poster display within the exhibition hall.

Clinicopathological Cases

- P01 Onycholysis masquerading as subungual squamous cell carcinoma**
C. Kwok and A. Ong
- P02 Cutaneous involvement as a late manifestation of adult-onset Langerhans cell histiocytosis**
K.H. Kuet, N. Tiffin, J. Wright and A. McDonagh
- P03 Warfarin-induced skin necrosis and calciphylaxis: a diagnostic challenge**
P. Babakinejad, N. Arunajuna and E. Derrick
- P04 Metastatic Crohn disease in the setting of multiple sclerosis**
E. Storan, L. Aalto, A. Hussey, L. Egan, L. Gaffney and T. Markham
- P05 Lichenoid pseudovesicular papular eruption on the nose: a new entity or a new variant of an existing dermatosis?**
S. Singh, M. Ramam, A. Singh, S. Arava and S. Mallick
- P06 Proton pump inhibitor-induced and -exacerbated subacute cutaneous lupus erythematosus**
E. Higgins, R. Groves, B. Martin, S. Sangle, D. McGibbon, D. D'Cruz and E. Benton
- P07 TB or not TB? That is the question: a case of unilateral leg ulceration in an immunocompetent man**
S. Benedict and N. Stone
- P08 Postirradiation morphoea and interstitial granuloma annulare**
R. Nalluri, R. Green and D. Fitzgerald
- P09 Actinic granulomas in a patient with poorly controlled diabetes**
R. Hellen, R. O'Connor, N. Leonard, M. Connolly and A.-M. Tobin
- P10 An unusual and potentially fatal cause of scalp crusting**
Y. Estfan, M. Saha, R. Healy and H. Trinh
- P11 Palisaded neutrophilic granulomatous dermatitis: a recognizable clinical pattern in five patients**
S. Ziaj, B. Martin, D. D'Cruz, S. Sangle, E. Benton, H. Fassihi, R. Sarkany and D. McGibbon
- P12 Basal cell carcinoma and skin breast metastasis: a unique collision tumour**
J. Brockley, P. Hiley and W. Machado
- P13 Painful leg ulcers**
E. Storan, L. Aalto and M. Laing
- P14 Calciphylaxis: more common than we think?**
S. Menzies, P. Collins, B. Kirby, J. Holian and A. Lally
- P15 Paradoxical exacerbation of chronic plaque psoriasis by sorafenib**
Z. Yiu, F. Ali and C.E.M. Griffiths

- P16 Blastic plasmacytoid dendritic cell neoplasm**
S. George, T. Rider, H. Tidbury, R. Grace, Z. Ali and J. Felton
- P17 Poliosis secondary to halo naevi on the scalp**
R.R. Raghavendran and D.G. Stewart
- P18 A case report of giant melanoma: a rare clinical variant of cutaneous malignant melanoma**
S. Anthony, K. Muttardi, V. Swale, N. Krassilnik, A. Rubin, K. Batta and F. Tatnall
- P19 Urticarial vasculitis following commencement of etanercept for psoriasis**
R. Hellen, R. O'Connor, N. Leonard, M. Connolly and A.-M. Tobin

Education, Training, Service, Audit

- P20 An assessment and comparison of pharmacists' and dermatologists' knowledge about the safety and efficacy of topical corticosteroids in paediatric atopic dermatitis: a source of topical corticosteroid phobia**
S. Smith, A. Lee, A. Blaszczyński and G. Fischer
- P21 Educational video for patients undergoing Mohs micrographic surgery: a randomized controlled trial**
J. Mann, E. Kulakov, C. Duhovic, J. Hafiji, P. Bassett, A. Cooper and A. Birnie
- P22 Evaluating the management of patients with psoriasis with biological therapies during standard U.K. clinical care (2001–2014), using National Institute for Health and Care Excellence guidance as a benchmark (PICTURE study)**
P. Balasubramaniam, S. Cheung, A. Bishop-Bailey, R. Williams and C. Hatchard
- P23 Allergic contact dermatitis in children: trends in allergens, 10 years on. A retrospective study of 500 children tested between 2005 and 2014 in one U.K. centre**
V. Smith, S. Clark and M. Wilkinson
- P24 Efficacy of extracorporeal photopheresis in chronic cutaneous graft-versus-host disease: a retrospective study**
N. Alband, S. Saglam, T.N. Basu and F.J. Child
- P25 Are there sufficient numbers of low-risk basal cell carcinomas to justify primary care surgery services?**
G. Fremlin and J. Halpern
- P26 Management of melanocytic tumour of uncertain malignant potential over 5 years (2009–2014)**
C. Cunningham, P. Divekar, R. Hohle, R. Jenkins, I. Hopkins and A. Dengler
- P27 The impact of SIGN 140: audit of high-risk SCC using a year's data in three health boards**
R. Hayhurst, K. Duncan, F. Craig, A. Bonsall, M. Mowbray and A. Holme
- P28 Dermatological content of U.K. undergraduate curricula: where are we now?**
A. Yaakub, S.N. Cohen, M. Singh and J.M.R. Goulding
- P29 Experience of a regional dermatology teaching programme: a step to improving undergraduate dermatology teaching in the U.K.**
A. Wernham, J. Carr and A. Daunton

- P30** 'Washout' period for oral tetracycline antibiotics prior to systemic isotretinoin
D. Caruana and G. Wylie
- P31** Stripping down to the bare facts: the importance of full-skin examination in the diagnosis of malignant melanoma
E. Akufo-Tetteh, C. Wong, L. Black and A. Harris
- P32** The spectrum of skin diseases in a multiethnic population in an urban setting in the U.K.
A. Banner, M. Disney and O. Dadzie
- P33** Melanoma Diagnostic Index: comparative data to determine diagnostic sensitivity
S. Benedict, C. Mills and N. Stone
- P34** A regional audit of the management of onychomycosis in secondary care
J.L.C. Wong and L. Stewart
- P35** Virtual dermatology clinics introduced in a teaching hospital: a service evaluation audit of a new service
B. Shaheen and K. Harman
- P36** Acute inpatient dermatology: is a dermatologist really necessary?
R. Fisher, J. Dua and R. Clayton
- P37** Acne reaudit with emphasis on primary care referral patterns
K.E. Davies, A. Steen and P.D. Yesudian
- P38** What's app in dermatology?
G. Garrett, N. Sabouni and R. Morris-Jones
- P39** Effectiveness and safety profile of prescribed double-dose antibiotics
H. Dilworth and G. Dawn
- P40** A review of dermatology primary care referral letters
R. Fisher and S. Walsh
- P41** The use of the British Association of Dermatologists' app in a clinical setting: a student's perspective
E. Carras, S. Rasool and I. Helbling
- P42** Safety of topical retinoids in women of childbearing age
D. Caruana and G. Wylie
- P43** Differential neural response in patients with psoriasis: a functional magnetic resonance imaging study
E.L. Mullings, S. McKie, L. Griffin, C.E.M. Griffiths, R. Elliott and C.E. Kley
- P44** Loss of work productivity and quality of life in patients with autoimmune bullous dermatoses
K. Heelan, S. Walsh and N.H. Shear
- P45** Poster withdrawn
- P46** Ebola: diagnosis and dermatology
C. Ondhia and N. Levell
- P47** A systematic review of the natural history of recessive dystrophic epidermolysis bullosa
J. Mellerio, S. Robertson, E. Pillay, J. Denyer, E. Wedgeworth, E. Batten and A. Martinez
- P48** Penoscrotodynia is a somatoform disorder and requires psychiatric treatment
M.C. Anyasodor, J.M.R. Goulding and A. Bewley
- P49** Insulin resistance and indices of insulin sensitivity in patients with hidradenitis suppurativa
S.K. Jeyarajah, R. O'Connor, R. Hellen, M. Connolly, D. McNamara and A.-M. Tobin
- P50** Antitumour necrosis factor agents and lupus-like syndromes: a Critically Appraised Topic
S. Momen, B. Kirkham, J. Barker and C. Smith
- P51** Uncommon presentation of Hansen disease: a case series
G. Sawatkar, T. Narang, S. Dogra, K. Vinay and U. Saikia
- P52** Framingham Risk, Q-Risk and cardiovascular risk factors in hidradenitis suppurativa: a case-control study
S.K. Jeyarajah, R. O'Connor, R. Hellen, M. Connolly, D. McNamara and A.-M. Tobin
- P53** Barriers to cardiorespiratory fitness in patients with chronic plaque psoriasis
L. Auker, L. Cordingley, K. Kane, C.E.M. Griffiths and H. Young
- P54** A novel method of real-time quantification of skin-scale density demonstrating the effect of a basic skincare regimen
A. Wernham, O. Cain, and A. Thomas
- P55** Chronic urticaria: guidelines, diagnosis and management
C.-H. Wu, M. Ardern-Jones, E. Efreem and C. Venter
- P56** Smoking and scarring severity in acne
R. Bhutani, P. Kadiyala, E. Fryatt and A. Layton
- P57** *Mycobacterium chelonae* outbreak following tattoo shading
S. Benedict, L. Nehaul and N. Stone
- P58** A decade later, has the prevalence of skin colonization by resistant propionibacteria increased in our patients with acne?
K.H. Kuet, C. Finch, E. Fryatt, A. Eady and A. Layton
- P59** Outpatient discharge decision taking: patients' perspectives challenge current practice
N.A. Harun, A.Y. Finlay, V. Piguet and M.S. Salek
- P60** Longevity of biological drug effect in patients with psoriasis: results from a retrospective U.K. study
H. Audrain, A. Trickey, I. Colville, S. Brar and G. Dunnill
- P61** Psoriasis Area and Severity Index correlates with circulating levels of insulin, irrespective of body mass index or waist circumference
R. O'Connor, R. Hellen, B. Kirby and A.-M. Tobin
- P62** An observational study to investigate health-seeking behaviour in patients with psoriasis using framework analysis
J.K. Simpson, S.R. McBride, M. Wilson, A.A. Ahmed and A. Mizara
- P63** The utility of patient 'selfies' to aid dermatological diagnoses
M. Rajpopat, M. Krupiczajc and V. Swale
- P64** The implications of underlying anxiety and depression in patients with psoriasis: understanding the patterns of biological therapy use and treatment outcomes during standard U.K. clinical care (PICTURE study)
A. Bewley, A. Bishop-Bailey, R. Williams and C. Hatchard

General Dermatology

- P65 Four cases of unusual marginal alopecia presenting to two tertiary hair clinics**
W. Szczecinska, M.R. Kaur, R. Muc and M.J. Harries
- P66 Hailey–Hailey disease linked to bipolar affective disorder**
J. Brockley and K.A. Ward
- P67 Toxic epidermal necrolysis secondary to deferasirox confirmed by *in vitro* drug hypersensitivity testing**
E. Seccombe, C. Mitchell, C.J. Ward, M. Polak, M. Ardern-Jones, H. Cooper and N. Anjum
- P68 Retrospective case-note review of chronic spontaneous urticaria outcomes and adverse effects in patients treated with omalizumab or ciclosporin in U.K. secondary care**
S. Savic, A. Marsland, D. McKay, M. Ardern-Jones, T. Leslie, O. Somenzi, L. Baldock and C. Grattan
- P69 Elastodystrophic naevus: a newly described entity**
D.Y.L. Tang and S. Natarajan
- P70 Isolation of *Mycobacterium iranicum*, a novel species, from the cutaneous lesions of a patient in the U.K.**
E. Carras, J. Osborne, M. Wiselka and G. Johnston
- P71 Twenty years on APSEA still hits the spot: validation of the Assessment of the Psychological and Social Effects of Acne (APSEA) questionnaire in a large cohort of patients with acne**
S. Ladbrooke, C. Finch, E. Fryatt, V. Allgar, A. Eady and A. Layton
- P72 ‘Stroking’ the surface: unilateral psoriasis following a cerebral vascular accident**
T.H. Tan and P.D. Yesudian
- P73 Insulin resistance and the metabolic syndrome in hidradenitis suppurativa**
G. Kelly, C. Sweeney, R. Hughes, R. Fitzgerald, A. Lally, A.-M. Tobin and B. Kirby
- P74 Legal claims in Scottish National Health Service dermatology departments 2002–13**
M.-L. Lovgren, L. McCrae and A. Drummond
- P75 Additional diagnoses in the rapid-access clinic: the benefits of full-skin examination**
M. Krupiczkoj, A. Lock, A. Milligan, S. Aguilar and V. Swale
- P76 Erythroderma of uncertain origin: an age-related phenomenon?**
E. Corden, T. Mitchell, M. Wain, C. Smith, S. Whittaker and F. Child
- P77 Attitudes towards sun exposure in patients with inflammatory bowel disease taking azathioprine**
E. Gilhooley, A. Farelly, M. Connolly and A.-M. Tobin
- P78 What is the relationship between acne and smoking?**
R. Bhutani, A. Eady and A. Layton

History

- P79 The ‘mole men’: the doctors who have shaped our diagnosis of melanocytic lesions**
S.A. Chan, W. Szczecinska, N. Harper, A. Bardhan, A. Heagerty and S. Orpin

Skin Cancer

- P80 Residual melanoma in wide local excision specimens**
V. Bolshinsky, M.J. Lin, J. Serpell, M. Leung, R. Wolfe, C. McLean and J.W. Kelly
- P81 Network analysis identifies master regulators of metastasis in cutaneous melanoma**
S. Smith
- P82 Is an online skin cancer toolkit an effective way to educate primary care physicians about skin cancer diagnosis and referral?**
A. Gulati, C.A. Harwood, N. Goad, J. McGregor and C. Proby
- P83 Evaluation of Malignancies in the Psoriasis Longitudinal Assessment and Registry (PSOLAR)**
D. Fiorentino, M. Lebwohl, V. Ho, R. Langley, K. Goyal, S. Fakharzadeh, S. Calabro and W. Langhoff
- P84 Skin toxicity and oedema in metastatic melanoma treated with mitogen-activated protein kinase kinase inhibitors**
C.L. Thomas, P.S. Mortimer, J.M. Larkin, T.N. Basu, M.E. Gore and L. Fearfield
- P85 Dermoscopy of amelanotic nodules**
M.J. Lin, C. Jalilian, Y. Pan and J.W. Kelly
- P86 Merkel cell carcinoma: rising incidence in the U.K.**
P. Goon, L. Igali and N. Levell
- P87 Comparison of pathways to diagnosis of nodular melanoma and superficial spreading melanoma**
M.J. Lin, M. Cicchiello and J.W. Kelly
- P88 Retrospective study of vulval basal cell carcinoma**
R. Atkar and P. Todd
- P89 Management of squamous cell carcinoma: our experience**
P. Gupta and G. Gupta
- P90 The incidence, clinical features and prognosis of cutaneous metastatic disease in patients with solid malignant tumours**
O. Mikheeva, A. Seryakov and I. Lamotkin
- P91 Palliative radiotherapy for Merkel cell carcinoma: single-centre experience and review of the literature**
A. Shah, B. Kangaratanam and G. Anand
- P92 A comparative study examining the management of squamous cell carcinoma *in situ* (Bowen disease) in the U.K. and Australia**
G. Morley, G. Thom and I. Verpetinske

Therapy

- P93 Adapalene/benzoyl peroxide fixed-dose combination for the prevention and treatment of atrophic acne scars**
V. Bourdès, P. Reynier, M. Rivier, L. Petit, J. Tan, B. Dréno, R. Bissonnette, P. Andres, P. Martel and T. Downs
- P94 Modelled analysis of serious infection risk in the treatment of psoriasis with biologics and systemic treatments in the Psoriasis Longitudinal Assessment and Registry (PSOLAR)**
R. Kalb, D. Fiorentino, M. Lebwohl, C. Leonardi, J. Toole, Y. Poulin, A. Cohen, K. Goyal, S. Calabro, W. Langhoff and S. Fakharzadeh

- P95 Fumaric acid esters for psoriasis: Cochrane systematic review**
A.A. Atwan, J.R. Ingram, R. Abbott, M.J. Kelson, T. Pickles, A. Bauer, C. Taylor and V. Piguet
- P96 Immune responses in contact immunotherapy with diphenylcyclopropenone**
C. Haddadeen, C. Lai, P. Friedmann and E. Healy
- P97 Interim analysis of Dipeptidyl Peptidase-4 Inhibition and Narrow-band Ultraviolet-B Light in Psoriasis (DINUP): a randomized controlled trial**
M. Lynch, I. Timoney, T. Ahern, C. Sweeney, G. Kelly, R. Hughes, P. Collins, A. Lally, A.-M. Tobin, D. O'Shea and B. Kirby
- P98 Treatment of moderate-to-severe atopic eczema in adults within the U.K.: results of a national survey**
 K. Taylor, D. Swan, A. Affleck, C. Flohr and N. Reynolds
- P99 Adapalene 0.3%/benzoyl peroxide 2.5% topical gel: efficacy and safety in moderate and severe acne vulgaris**
 J. Weiss, L. Stein-Gold, E. Tanghetti, C. Dujols, M. Leoni and T. Downs
- P100 Apremilast demonstrates consistent efficacy across Dermatology Life Quality Index subgroups: an analysis of clinical trial data**
F. Mughal, F. Zhang, S. Li and T. Tencer
- P101** Poster withdrawn
- P102 Successful treatment of pyoderma gangrenosum with the interleukin-1 receptor antagonist anakinra: a case series of three patients**
M.F. Chin, C.R. Beynon, T. Lawson, P. Hunasehally, K. Bhagwandas and M. Bevan
- P103 White light-emitting diode topical methyl 5-aminolaevulinate photodynamic therapy: a novel treatment option that is as effective and well tolerated as daylight photodynamic therapy for the treatment of actinic keratoses**
S.M. O'Gorman, J. Clowry, M. Manley, J. McCavana, L. Gray, A. Kavanagh, A. Lally and P. Collins
- P104 Split-face placebo-controlled study to evaluate the efficacy of type A botulinum toxin in postacne facial scars**
A. Sarkate, S. Ghate and R. Dhurat
- P105 Management of hidradenitis suppurativa: a U.K. survey of current practice**
J.R. Ingram and M. McPhee
- P106 Comparison of the efficacy and safety profiles of topical bimatoprost 0.03% in combination with narrowband ultraviolet B (NB-UVB) vs. NB-UVB alone in the treatment of vitiligo: a 24-week prospective right-left comparative clinical trial**
G. Khullar, S. Sharma, D. Parsad and M.S. Kumaran
- P107 Quantifying radiant exposure of daylight and white light-emitting diode (LED) light used to treat patients with actinic keratoses with topical methyl 5-aminolaevulinic acid photodynamic therapy (PDT), and comparison with two conventional red-light LED PDT sources**
 M. Manley, J. McCavana, L. Gray, S. O'Gorman and P. Collins
- P108 Dermatology Quality Life Index (DLQI) responses to biological therapy for psoriasis during standard U.K. clinical care: NICE assessment timelines may not capture the best DLQI response (PICTURE study)**
 A. Bishop-Bailey, A.Y. Finlay, C. Hatchard and R. Williams
- P109 Retrospective review of the efficacy of psoralen-ultraviolet A and narrowband ultraviolet B in the management of generalized granuloma annulare**
L. Cunningham, B. Kirby, A. Lally and P. Collins
- P110 Does spironolactone have a place in the treatment of acne in female patients?**
I. El-Mansori, E.A. Eady and A.M. Layton
- P111 Itolizumab, a unique upstream immunomodulator in the treatment of psoriasis: in-clinic experience**
G.S. Pai, A. Parthasarathy, A.H. Pai and N. Sashidharan
- P112 Identifying key components for a psychological intervention for people with vitiligo**
A. Ahmed, E. Steed, E. Burden-Teh, R. Shah, S. Tour, S. Sanyal, M. Whitton, J. Batchelor and A. Bewley
- P113 Trends in antibiotic resistance patterns of *Staphylococcus aureus* isolates from dermatology patients in the U.K. over 12 years**
A. Sears, M. Rossabi, N. Desai, J. Wade, R. Hay and R. Morris-Jones
- P114 Clinicopathological study of epidermal growth factor receptor inhibitor-induced papulopustular lesions**
C.-K. Hsu, C.-C. Yang, K.-Y. Chang, T. Falesa, E. Calonje and J.Y.-Y. Lee
- P115 Naltrexone: a novel treatment for Hailey-Hailey disease**
C. McGrath, K. Holte and A. Corry
- P116 Assessment of a visual risk communication aid used to support patients in deciding about biological therapy**
 M. Dolan, R. O'Connor, R. Hellen, S. Rogers, M. Connolly and A.-M. Tobin
- P117 Prospective study of the use of daylight photodynamic therapy for the treatment of actinic keratoses in Ireland**
C. Quinlan, V. Shutchaidat, N. Browne and G. Murphy
- P118 Association of topical psoriasis treatment with subsequent disease worsening or secondary care referral: analysis of a U.K. general practice database**
S. Zokaie, A. Moeller, M.M. Romano Rodriguez and C. Gibbons
- P119 Monitoring patients with hidradenitis suppurativa on rifampicin and clindamycin combination therapy**
G. Parkins, J. Sillars, G. Wylie and A. Drummond
- P120 Caution with botulinum toxin A in the treatment of hyperhidrosis in a patient with congenital myasthenic syndrome**
S. El-Heis, G. Burke, W. Gibb and M. Ardern-Jones
- Richard B. Stoughton Memorial Treatment of Alopecia Areata in Children with Topical 5% Squaric Acid Dibutylester**
M. Vatanchi, A.A. Hebert

Hot Topics

They will be semi-informal set-up taking place in two designated areas within the Exhibition Hall during breaks. These are highlighted as HT1 and HT2 on the exhibition plan.

TUESDAY 7th July – morning break

10:45 – 11:15	HT1	Your network for translational research – UK TREND Dr Sara Brown and Dr Kave Shams
10:45 – 11:15	HT2	Update on alopecia areata Dr Susan Holmes

TUESDAY 7th July – afternoon break

15:45 – 16:15	HT1	Management tips for hyperhidrosis Dr Gina Kavanagh
15:45 – 16:15	HT2	Daniel Turner and Thomas Dover: an ancient mariner's yarn of Quacks, Pirates and Dermatologists Dr Nick Levell

WEDNESDAY 8th JULY – afternoon break

16:15 – 16:45	HT1	What's new at the UK DCTN? It's not just trials... Dr Carron Layfield and Dr Joanne Chalmers
16:15 – 16:45	HT2	Blood pressure regulation and the skin Prof Richard Weller

THURSDAY 9th JULY – morning break

10:30 – 11:00	HT1	Chronic Actinic Dermatitis Dr Adam Fityan
10:30 – 11:00	HT2	Subgroups and Therapy of Hand Eczema / Update on the ALPHA Trial Dr Mark Goodfield and Dr Miriam Wittmann

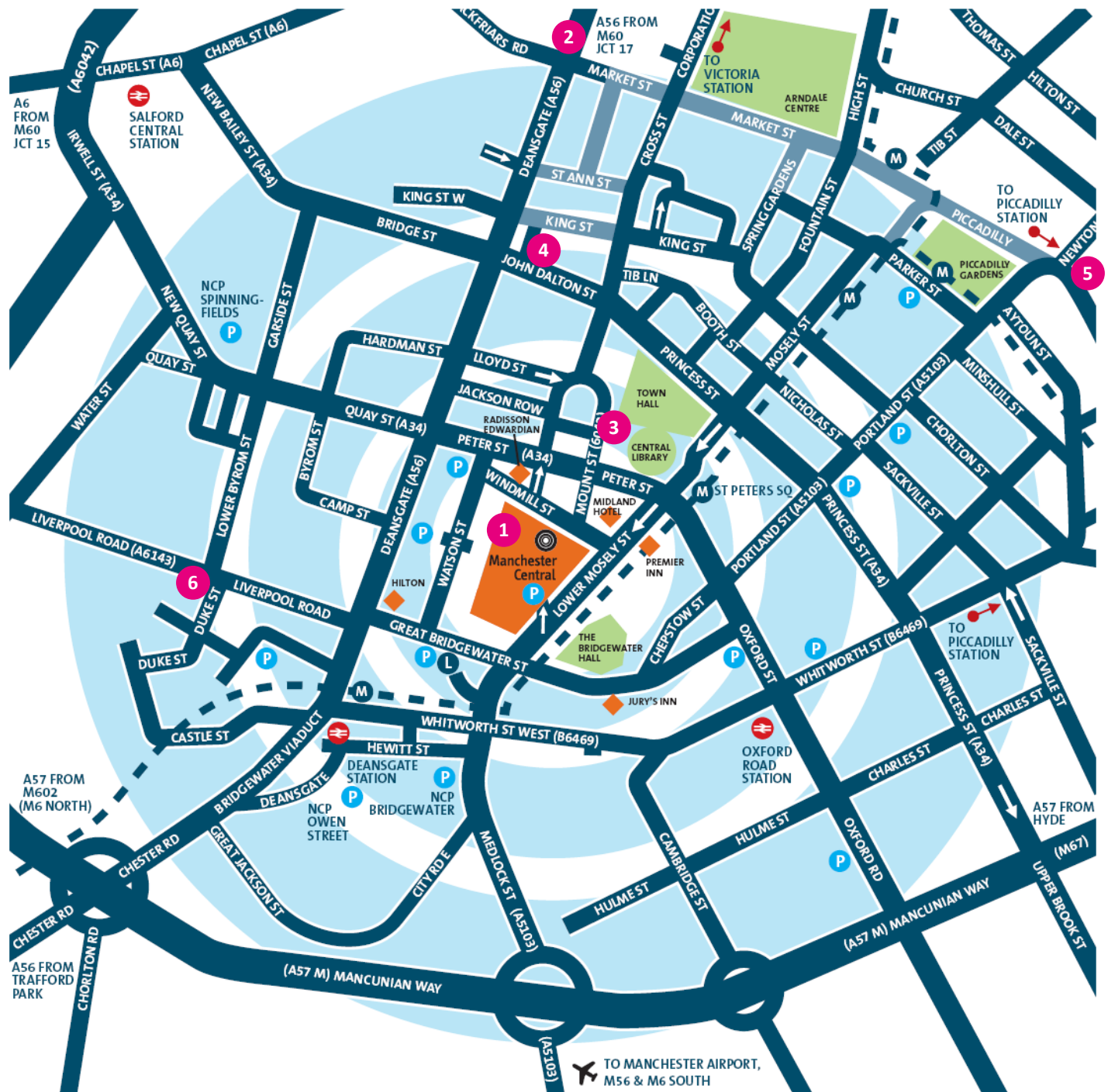
Pharma Presentation Zone

New for 2015 will be short showcases from Pharma companies taking place in the back right hand corner of the exhibition hall on Tuesday 7th July. Please take advantage of this new initiative and hear what the companies have to say.

TUESDAY 7th July – lunch break

13:00 – 13:15	Novartis	Achieving optimal outcomes for patients with moderate to severe plaque psoriasis Dr Aaamir Butt, Consultant Dermatologist and Clinical Lead for Dermatology Services, Northern Lincolnshire and Goole NHS Foundation Trust
13:20 – 13:35	Brymill Cryogenic Systems (UK)	Microwave Therapy for Skin Dr Ivan Bristow, Senior Lecturer University of Southampton
13:40 – 13:55	Novartis	Primary results from CLEAR: A 16-week study comparing secukinumab and ustekinumab Professor Andrew Wright, Consultant Dermatologist, University of Bradford

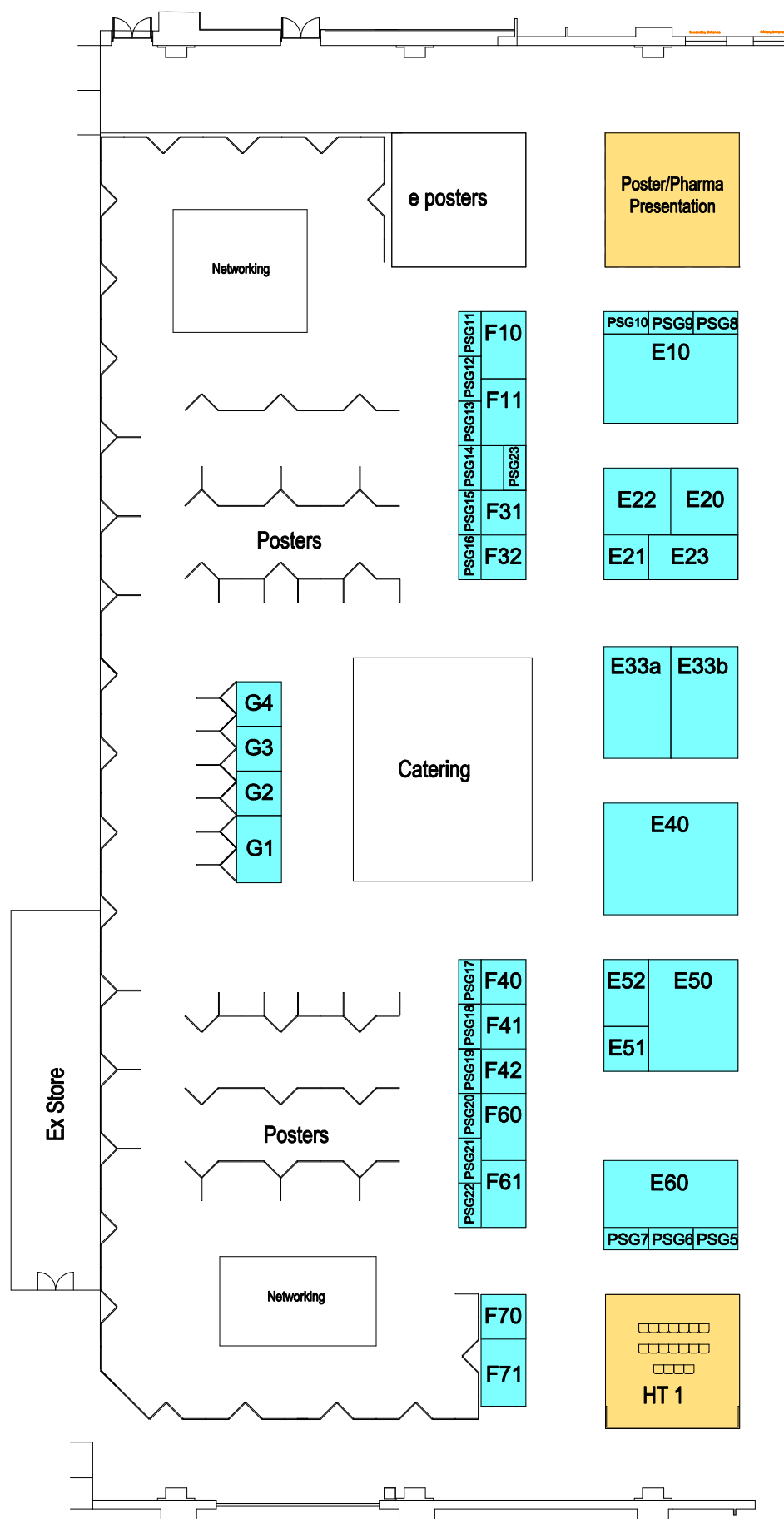
Map of Manchester

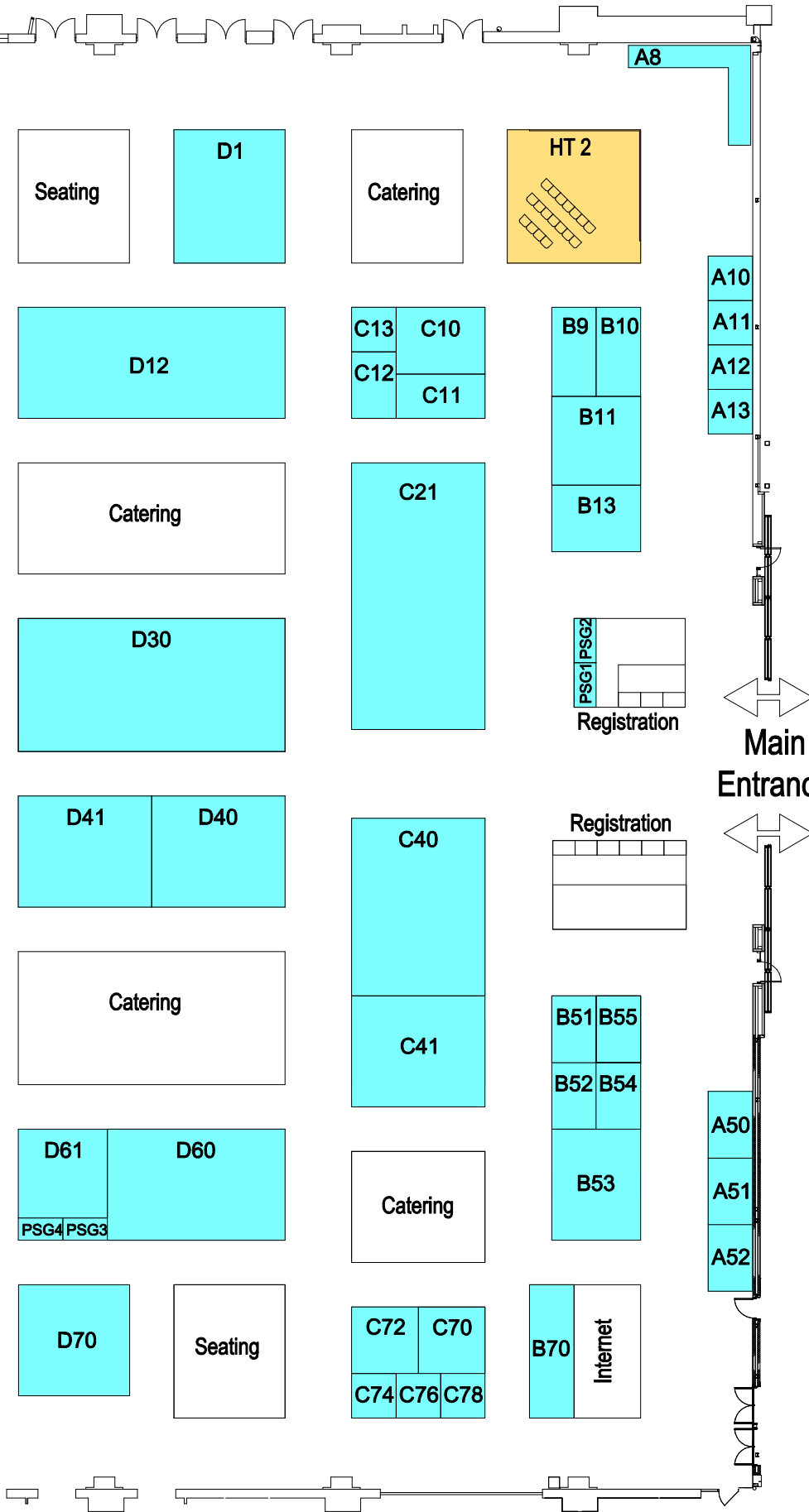


- 1 **Manchester Central Convention Complex**
- 2 **Manchester Cathedral – Annual Dinner Venue**
- 3 **Albert Square Chop House – Presidents Private dinner**
- 4 **Grill on the Alley – SAS Dinner**
- 5 **Michael Caines at Abode – BSDS Dinner**
- 6 **Akbars – BSMD Dinner**

Exhibition Plan

- No. Company Name
- D12 AbbVie Ltd
- F61 Albert Waeschle Ltd
- D41 Amirall Ltd
- A13 Ascribe Ltd
- E20 Athrodax Healthcare International Ltd
- G4 BADBIR
- G1 BAD Historical Collection
- C76 BAD Journals
- D40 Beiersdorf
- F40 Bio-Diagnostics
- C72 The British Skin Foundation
- C11 Brymill Cryogenic Systems (UK) Ltd
- D1 Celgene
- F41 Circle Healthcare
- C74 Community Dermatology & IFD
- E60 Crawford Healthcare Ltd
- G2 Crawford Healthcare Ltd
- B10 Cynosure
- B13 Derma UK Ltd
- E50 Dermal Laboratories Ltd
- B51 Diagenics Ltd
- B54 Doctors.net.uk
- A50 DRC Locums
- B9 Dr. Hönle Medizintechnik GmbH
- B70 Eli Lilly & Company
- A10 Fagron UK Ltd
- D60 Galderma (UK) Ltd
- E23 General Medicine Group
- F31 Globe AMT
- C10 HealthTemps Ltd
- A11 Intraparm Laboratories Ltd
- C40 Janssen
- C41 Johnson & Johnson Ltd
- E33a La Roche Posay
- A51 LD Path Group
- E40 LEO Pharma
- B55 MAVIG GmbH VivaScope Systems
- F10 MDM Healthcare Ltd
- B11 MEDA Pharmaceuticals Ltd
- E21 medac GmbH
- B52 miraDry and Sweat Smart Centres
- E22 Molnlycke Health Care
- C70 NAOS GROUP UK LTD (Bioderma)
- A52 Neubourg Pharma UK Ltd
- C13 Novartis Medical
- D30 Novartis Pharmaceuticals UK Ltd
- A12 Opatra Ltd
- F11 Pern Consumer Products
- F70 Purple Orchid Pharma Ltd
- D70 Reckitt Benckiser
- D61 Schuco International
- F60 Sobi Ltd
- C78 Special Interest Groups
- E52 Spirit Healthcare
- F32 STD Pharmaceuticals
- C21 Stiefel a GSK Company
- F71 Teva Pharmaceuticals Europe BV
- B53 Thornton & Ross Dermatology
- C12 Typharm Ltd
- G3 UK Trend
- F42 Unite Medical Ltd
- E10 Venn Healthcare Ltd
- E33b Vichy
- E51 Viviscal Professional
- A8 Wisepress Medical Bookshop





- | No. | Company Name |
|-------|--|
| PSG1 | Alopecia UK |
| PSG6 | ALPHA study |
| PSG21 | Anaphylaxis Campaign |
| PSG11 | Behcet's Syndrome Society |
| PSG10 | British Association of Skin Camouflage |
| PSG13 | Caring Matters Now |
| PSG15 | Changing Faces |
| PSG22 | DEBRA |
| PSG12 | Ehlers Danlos Support UK |
| PSG8 | Hidradenitis Suppurativa Trust |
| PSG16 | Hyperhidrosis UK |
| PSG2 | Ichthyosis Support Group |
| PSG17 | IMPACT |
| PSG9 | National Eczema Society |
| PSG18 | Psoriasis Association |
| PSG23 | Skcin |
| PSG3 | Skin Camouflage Network |
| PSG20 | The Neuro Foundation |
| PSG14 | The Scleroderma Society |
| PSG19 | The Vitiligo Society |
| PSG5 | UK Dermatology Clinical Trials Network |
| PSG4 | UK Mastocytosis Support Group |
| PSG7 | XP Support Group |

Exhibitor Directory

AbbVie Ltd – D12

Abbott House, Vanwall Business Park, Maidenhead, Berkshire, SL6 4XE
TEL: 07768 257 294
WEBSITE: www.abbvie.co.uk
EMAIL: Sarah-Jane.Dyke@Abbvie.com
CONTACT NAME/S: Sarah-Jane Dyke & Kerrie Annan

AbbVie is a global, research-based biopharmaceutical company formed in 2013 following separation from Abbott Laboratories. The company's mission is to use its expertise, dedicated people and unique approach to innovation to develop and market advanced therapies that address some of the world's most complex and serious diseases. AbbVie employs approximately 25,000 people worldwide and markets medicines in more than 170 countries. For further information on the company and its people, portfolio and commitments, please visit www.abbvie.co.uk

Albert Waeschle Ltd – F61

Unit 11 Balena Close, Creekmoor Industrial Estate, Creekmoor, Poole, BH17 7DB
TEL: 01202 601177
WEBSITE: www.aw-online.com
EMAIL: john@albertwaeschle.com
CONTACT NAME/S: John Hall

Albert Waeschle has been supplying the Dermoscopy profession for over thirty years. Our first class technical knowledge has enabled us to develop products in conjunction with leading specialists to ensure superb product performance. Our all new OPTICLAR Dermatoscope is packed with features and benefits significantly improving the quality of patient assessments.

Almirall Ltd – D41

1 The Square, Stockley Park, Uxbridge, UB11 1TD
TEL: 020 7160 2500
EMAIL: slavka.hvilova@almirall.com
CONTACT NAME/S: Slavka Hvilova

Almirall is an international pharmaceutical company with the primary purpose to provide valuable medicines to you and future generations. With headquarters in Barcelona, Spain, Almirall have a strong international interest in Dermatology. Almirall research, develop, produce and market proprietary R&D medicines and those under licence with the aim of improving people's health and wellbeing.

Ascribe Ltd – A13

Ascribe House, Brancker Buildings, Brancker Street, Westthoughton, Bolton BL5 3JD
TEL: 08700 53 45 45
WEBSITE: www.ascribe.com
EMAIL: marketing@ascribe.com
CONTACT NAME/S: James Rowe / Claire Williams

Athrodax and our partner Waldmann, look forward to welcoming you to our stand. For 2015 we will be introducing our latest, "small and robust" Phototherapy cabin to treat patients conveniently in local clinics. We will also be demonstrating our new video dermoscopy and hair re-growth mapping system.

Athrodax Healthcare International Ltd – E20

Hawthorn Business Park, Drybrook, Gloucester, GL17 9HP
TEL: 01594 544 440
WEBSITE: www.athrodax.co.uk
EMAIL: sales@athrodax.co.uk
CONTACT NAME/S: Mrs Eve Hall

Athrodax and our partner Waldmann, look forward to welcoming you to our stand. For 2015 we will be introducing our latest, "small and robust" Phototherapy cabin to treat patients conveniently in local clinics. We will also be demonstrating our new video dermoscopy and hair re-growth mapping system.

BADBIR – G4

British Association of Dermatologists Biologic Interventions Register (BADBIR)
The University of Manchester, Rutherford House (Unit 1 FF), Manchester Science Park, 40 Pencroft Way, Manchester, M15 6SZ

TEL: 0161 306 1896
FAX: 0161 306 1912
EMAIL: badbir@manchester.ac.uk
WEBSITE: www.badbir.org
CONTACT NAME/S: Kathleen McElhone, BADBIR Manager

The BADBIR is a national register of patients receiving therapy for the treatment of moderate to severe psoriasis in the UK. Data is collected on

patients treated with biologics or other systemic treatments (for control purposes). The primary aim of the register is to monitor the safety of biologic agents.

BAD Historical Collection – G1

Willan House, 4 Fitzroy Square, London, W1T 5HQ
EMAIL: frances.humphreys@swft.nhs.uk
CONTACT: Dr Frances Humphreys

BAD Journals – C76

Willan House, 4 Fitzroy Square, London, W1T 5HQ
TEL: 0207 391 6346
CONTACT: John Caulfield, Editorial Manager
EMAIL: john@bad.org.uk
WEBSITE: www.bad.org.uk

Beiersdorf – D40

2010 Solihull Parkway, Birmingham Business Park, Birmingham, B37 7YS
TEL: 0121 329 8915
WEBSITE: Eucerin.co.uk
EMAIL: Eve.Townley@beiersdorf.com
CONTACT NAME/S: Eve Townley

For more than 100 years Eucerin has been pioneering dermatological science and innovation, resulting in recommendations by dermatologists and pharmacists worldwide. We are committed to products that work, meeting the skin's requirements throughout life. Helping to give individuals the feeling of confidence that comes from healthy looking skin.

Bio-Diagnostics – F40

Upton industrial Estate, Rectory Road, Upton upon Severn, Worcester, WR8 0LX
TEL: 01684 592262
WEBSITE: www.bio-diagnostics.co.uk
EMAIL: enquiries@bio-diagnostics.co.uk
CONTACT NAME/S: Jane Hassell / Lee Bellis / Lorna Beard

Bio-Diagnostics distribute the largest range of Patch Test Allergens, Chambers and consumables in the UK. Having over 30 years of experience in contact dermatitis, we support many specialist departments. Bio-Diagnostics have an extensive range of microporous tapes and have recently taken on distribution of a range of skin prick test allergens.

British Skin Foundation – C72

Willan House, 4 Fitzroy Square, London, W1T 5HQ
TEL: 0207 391 6341
WEBSITE: www.britishskinfoundation.org.uk
EMAIL: admin@britishskinfoundation.org.uk

The British Skin Foundation is the only UK based charity dedicated to funding research into all skin diseases.

Brymill Cryogenic Systems (UK) Ltd – C11

54 Mayfield Ridge, Basingstoke, RG22 4RS
TEL: 01256 841045
FAX: 01256 350330
WEBSITE: www.brymill.co.uk
EMAIL: sales@brymilluk.com
CONTACT NAME/S: Steve Williams

Brymill Cryogenic Systems has been the world leader in the design and manufacture of the Cryosurgical equipment for over 40 years. Brymill UK now supplies a wider range of quality products including Ethicon Sutures, Electrosurgery, HeadLights, Binocular Loupes, Dermatoscopes, Single Use Disposable Instruments, Woundcare Products and Smoke Evacuation systems. And introducing the Swift Microwave Generator.

Celgene Ltd – D1

1 Longwalk Road, Stockley Park, Hillingdon, UB11 1DB
TEL: +44 (0) 208 831 8300
WEBSITE: www.celgene.co.uk

Circle Healthcare – F41

Nottingham NHS Treatment Centre, Queen's Medical Centre Campus, Lister Road, Nottingham, NG7 2FT
TEL: 01159 705800
WEBSITE: <http://www.circlepartnership.co.uk/>
EMAIL: nikki.lucas@circlepartnership.co.uk
CONTACT NAME/S: Nikki Lucas



Our mission is to run great hospitals dedicated to our patients. By putting doctors and nurses in charge of our hospitals, making all employees owners, empowering our people to go the extra mile for our patients, combining clinical excellence with five-star hospitality. Because for our patients, 'good enough' never is.

Community Dermatology & IFD – C74

Willan House, 4 Fitzroy Square, London, W1T 5HQ

TEL: 0207 391 6346
CONTACT: John Caulfi eld, Editorial Manager
EMAIL: john@bad.org.uk
WEBSITE: www.bad.org.uk

Crawford Healthcare Ltd – E60/G2

King Edward Road, Knutsford, Cheshire, WA16 0BE

TEL: 01565654920
WEBSITE: www.crawfordhealthcare.com
EMAIL: info@crawfordpharma.com
CONTACT NAME/S: Stephanie Young

Crawford Healthcare, is a supplier of dermatology and woundcare products covering a broad range of skin conditions. We are dedicated to developing and providing innovative treatment solutions to care and repair the skin, helping our bodies to maintain our number one natural defence system.

Cynosure – B10

The Old Barn Offices, Lower Mount Farm, Long Lane, Cookham, Berkshire, SL6 9EE

TEL: 01628 522 252
WEBSITE: www.cynosureuk.com
EMAIL: dneuhofer@cynosure.com
CONTACT NAME/S: Doug Neuhofer

Cynosure, Inc. leads the world in aesthetic laser technologies and research, creating innovative, safe and efficacious procedures for the treatments patients want most, including hair removal, treatment of vascular and pigmented lesions, skin revitalization, tattoo removal, laser lipolysis to remove unwanted fat, and the reduction in the appearance of cellulite.

Derma UK Ltd – B13

Arc Progress, Mill Lane, Stotfold, Beds, SG5 4NY

TEL: 01462 733500
WEBSITE: www.dermak.co.uk
EMAIL: carroll_phil@hotmail.com
CONTACT NAME/S: Roisin Trainor

Derma UK is dedicated to the provision of high quality and cost-effective dermatological preparations to dermatologists, nurses and other medical Practitioners in the UK. Please come and visit our stand to discuss how we may be able to assist in generating some cash savings on your prescribing budgets.

Dermal Laboratories Ltd – E50

Tatmore Place, Gosmore, Hitchin, Herts, SG4 7QR

TEL: 01462 45 88 66
WEBSITE: www.dermal.co.uk
EMAIL: info@dermal.co.uk
CONTACT NAME/S: Mr Henrik Pyff

Whether managing dry skin conditions or itchy eczema, Dermal have been developing innovative and proven solutions to support Dermatologists and their patients for over 50 years.

Visit us at stand E50 to hear the latest news about our trusted, proven and high quality treatments for common skin conditions.

Diagenics Ltd – B51

South House 3, Bond Avenue, Bletchley, Milton Keynes, MK1 1SW

TEL: 01908 376376
WEBSITE: www.diagenics.co.uk
EMAIL: info@diagenics.co.uk
CONTACT NAME/S: Jim Khambatta/Sue Haritou

Diagenics will be showing the truest patch test system, which allows the rapid application of 35 pre-dispensed patches and patchprotect to ensure the security of application of the chambers. Information about our large range of skin prick test solutions will be available.

Doctors.net.uk – B54

M3 (EU) Ltd, 20 Western Avenue, Milton Park, Oxfordshire, OX14 4SH

TEL: 01235 828400
WEBSITE: www.Doctors.net.uk
EMAIL: LKnox@eu.m3.com
CONTACT NAME/S: Laura Knox

Doctors.net.uk for doctors, by doctors. The UK's largest online professional network of doctors. A trusted source of medical education, research and communication. We are constantly evolving services to better suit our members' needs. Registration is free and your email address is yours for life so why not join today at www.doctors.net.uk.

Dr. Hönle Medizintechnik GmbH – B9

Viktor-Frankl-Strasse 20, 86916 Kaufering, Germany

TEL: 0049-8191-3055530
WEBSITE: www.drhoenle.de
EMAIL: medizin@drhoenle.de
CONTACT NAME/S: Natalie Marek/ Petra Kleinhans

For more than 35 years, the company Dr. Hönle Medizintechnik GmbH is specialized in the development, manufacture, sales and service of high quality UV irradiation devices for the treatment of skin conditions as well as iontophoresis units for the treatment of hyperhidrosis.

DRC Locums – A50

Partis House, Davy Avenue, Knowlhill, Milton Keynes, MK5 8HJ

TEL: 01908 545 999
WEBSITE: www.drcloums.com
EMAIL: mia.bryant@drcloums.com
CONTACT NAME/S: Mia Bryant

DRC Locums is one of the leading providers of medical staffing solutions across the UK. Whether you are looking for your next fulltime locum or a fulltime employee looking for ad-hoc shifts, we can offer extremely competitive rates and the security of working with experts in locum agency revalidation.

Eli Lilly & Company – B70

Lilly House, Priestley Road, Basingstoke, RG24 9NL

TEL: 01256 315 000
WEBSITE: www.lilly.co.uk
EMAIL: ilo_dapo@lilly.com
CONTACT: Dr Dapo Ilo

Lilly is a global healthcare leader that unites caring with discovery to make life better for people around the world. We were founded more than a century ago by a man committed to creating high-quality medicines that meet real needs, and today we remain true to that mission in all our work.

Fagron UK Ltd – A10

Media Exchange, 4B Coquet Street, Newcastle upon Tyne, NE1 2QB - United Kingdom

TEL: 0845 652 2525
WEBSITE: Fagron.co.uk
EMAIL: info@fagron.co.uk
CONTACT NAME/S: Deborah Johnson, Darren Gow

As part of our global commitment to quality, Fagron provides over 200,000 customers worldwide with high-quality materials and concepts to optimise and innovate compounding.

Fagron Advanced Derma: our innovative bases for dermatology compounding are free from parabens, SLS, lanolin, arachis oil and many more known harmful, obsolete or controversial ingredients.

Galderma (UK) Ltd – D60

69-71 Clarendon Road, Watford, Herts, WD17 1DS

TEL: 01923 208950
WEBSITE: www.galderma.co.uk
EMAIL: jan.speller@galderma.com
CONTACT NAME/S: Sarah Sinstead & Jan Speller

Focussed exclusively within the field of dermatology, Galderma (UK) Ltd strive to work closely both with healthcare professionals and patients, to support the development and provision of world-class dermatology services within the UK and Ireland. Part of a global organisation, our UK and Ireland portfolio encompasses prescription products, over-the-counter medications and corrective & aesthetic solutions.

General Medical Group – E23

Devon House, Ground Floor East, 58-60 St. Katharine's Way, London, E1W 1LB

TEL: 0207 456 1486
WEBSITE: www.generalmedicinegroup.co.uk
EMAIL: nicolahumroy@generalmedicinegroup.co.uk
lukejames@generalmedicinegroup.co.uk

CONTACT NAME/S: Nicola Humroy, Luke James

General Medicine Group is the leading provider of locum staff to the NHS & private hospitals across the UK, whereby we can offer doctors long or short-term locum opportunities within a range of niche specialities. Dermatology is one of the most dynamic & fast growing markets within the UK healthcare industry and a result of this we have a number of dedicated recruiters who can offer expert support and advice to doctors from around the world.



Globe AMT – F31

Unit D7, Sandown Industrial Park, Mill Road, Esher, Surrey, KT10 8BL

TEL: 01372 471100
WEBSITE: www.globeskincare.com
EMAIL: info@globeskincare.com
CONTACT NAME/S: Neil Roberts

Globe Skincare specialises in Medical and Cosmetic skincare, manufacturing Rejuvalight Diode Light Therapy for Anti-Aging, Acne and Skin Cancer treatments. Globe Skincare also distribute the Nevisense Melanoma detection system, the Lifeviz 3D imaging systems and Longiderm, a comprehensive range of skincare products for routine homecare and specific skin problems.

HealthTemps Ltd – C10

Luminous House, 300 South Row, Central Milton Keynes, MK9 2FR

TEL: 01908 355800
WEBSITE: www.healthtemps.co.uk
EMAIL: info@healthtemps.co.uk
CONTACT NAME/S: Paul Starkey

Locum Recruitment Agency specialising in the placement of dermatologists within the NHS and private healthcare sectors

Intrapharm Laboratories Ltd – A11

First floor offices, The Granary, The Courtyard Barns, Choke Lane, Cookham Dean, Maidenhead, Berkshire, SL6 6PT

TEL: 01628 481075
WEBSITE: www.intrapharmlabs.com
EMAIL: SunilS@intrapharmlabs.com
CONTACT NAME/S: Sunil Shaunak

Intrapharm have re-launched Terra-Cortril Ointment for exudative and secondarily infected eczema including atopic eczema, primary irritant dermatitis, allergic and seborrhoeic dermatitis. Terra-Cortril is a combination of two components – 3% oxytetracycline and 1% hydrocortisone. It does not contain any preservatives. Please visit our stand A11.

Janssen – C40

50-100 Holmers Farm Way, High Wycombe, Bucks, HP12 4EG

TEL: +44 (0) 1494 567 831
WEBSITE: www.janssen.co.uk
EMAIL: pmonk@ITS.JNJ.com
CONTACT NAME/S: Peter Monk

At Janssen, we are dedicated to addressing and solving some of the most important unmet needs of our time in immunology, oncology, neuroscience, infectious diseases and vaccines, and cardiovascular and metabolic diseases. Driven by our commitment to patients, we bring innovative products, services and solutions to people throughout the world.

Johnson & Johnson Ltd – C41

Foundation Park, Roxborough Way, Maidenhead, SL6 3UG

TEL: 01628 822222
WEBSITE: www.jnj.com

We embrace research and science - bringing innovative ideas, products and services to advance the health and well-being of people.

La Roche-Posay – E33a

La Roche-Posay, L'Oréal Active Cosmetics Division UK, 255 Hammersmith Road, London, W6 8AZ

TEL: 0800 055 6822
WEBSITE: www.laroche-posay.co.uk
EMAIL: contact@laroche-posay.co.uk
CONTACT NAME/S: Medical Team La Roche-Posay

Recommended by dermatologists worldwide, La Roche-Posay presents a comprehensive range of skincare with proven efficacy and tolerance. For over 30 years, La Roche-Posay has developed unique expertise in sun protection and established its pioneering Anthelios range offering very high UVA/UVB protection, as the «go-to» sun protection range for sensitive skin. Anthelios XL Cream SPF50+ has been reformulated to contain Baicalin, an anti-oxidant.

LD Path Group – A51

11 Ivor Place, Marylebone, London, NW1 6HS

TEL: 0207 724 7242
WEBSITE: www.ldpath.com
EMAIL: operations@ldpath.com

LD Path provides dermatopathology reporting for clients in the public and private sectors. Using a secure encrypted bespoke IT reporting system, dermatologists opt how to receive histology reports, including via the internet and email. LD Path supports online multidisciplinary team meetings and uniquely enables dermatopathologists to access opinions from colleagues around the world.

LEO Pharma – E40

Horizon, Honey Lane, Hurley, Berkshire, SL6 6RJ

TEL: 01844 347333
WEBSITE: www.leo-pharma.co.uk
EMAIL: general.uk@leo-pharma.com

LEO Pharma helps people achieve healthy skin. By offering care solutions to patients in more than 100 countries globally, LEO Pharma supports people in managing their skin conditions.

Founded in 1908 and owned by the LEO Foundation, the healthcare company has devoted decades of R&D to delivering products and solutions to people with skin conditions.

LEO Pharma is headquartered in Denmark and employs around 4,800 people worldwide. UK/IE/2000/10229 April 2014

MAVIG GmbH Vivascope Systems – B55

Stahlgruberring 5, 81829 Munich, Germany

TEL: +49(0)89-42096-268
WEBSITE: www.vivascope.eu
EMAIL: elisat@mavig.com
CONTACT NAME/S: Birgit Elisat

Confocal laser scanning microscopy (CLSM) opens a “window into your skin”. CLSM enables dermatologists with real-time optical biopsy of skin – the living skin tissue can be analyzed without excising a pathological specimen. This innovative method is available in Europe for more than 10 years now. Visit www.vivascope.eu to learn more about VivaScope.

MDM Healthcare Ltd – F10

The Courtyard, Wellington Place, Altrincham, WA14 2QH

TEL: 01612330820
WEBSITE: www.odaban.com
EMAIL: dan@odaban.com

CONTACT NAME/S: Daniel Bracey, Marco Huelsbeck, Marcus Fritze

MDM Healthcare is the manufacturer and distributor of Odaban products. The antiperspirant is highly specialist and will effectively counter excessive sweating regardless of body area. The hand lotion offers extra protection for persistent sufferers whilst the foot and shoe powder will eradicate problems of odour for up to 6 months per application.

MEDA Pharmaceuticals Ltd – B11

Skyway House, Parsonage Road, Takeley, Bishops Cleeve, CM22 6PU

TEL: 0845 460 0000
WEBSITE: www.medapharma.co.uk
EMAIL: info@medapharma.co.uk

Meda is an international specialty pharma company with its own sales organisations in approximately 60 countries and operations expanding in growth markets. Meda is the 48th largest pharmaceutical company in the world. Our ever-expanding product portfolio covers a wide range of treatment areas with a focus in allergy and dermatology.

medac GmbH – E21

Scion House, Stirling University Innovation Park, Stirling, FK94NF

TEL: 01786 458086
WEBSITE: <http://www.medac-uk.co.uk/>
EMAIL: info@medac-uk.co.uk
CONTACT NAME/S: Conor Cronin

medac GmbH is a privately owned German company founded in 1970. Medac mainly promotes the development and marketing of therapeutics in the field of autoimmune diseases. Our Metoject® PEN is injectable methotrexate used in the treatment of severe psoriasis. Please come to stand E21 for more information.

miraDry and Sweat Smart Centres – B52

Unit 21, Sir Frank Whittle Business Centre, Great Central Way, Rugby, Warwickshire, CV21 3XH

TEL: 01788 571200
WEBSITE: www.sweatsmart.co.uk
EMAIL: ron@consultingroom.com
CONTACT NAME/S: Ron Myers

miraDry is an FDA cleared device that offers a proven permanent solution for axillary hyperhidrosis. With 260 Dermatology centres in the USA treating over 30,000 patients in the last 3 years achieving a 90%+ patient satisfaction – miraDry is the only non-surgical treatment to provide a permanent reduction in both sweat and odour for your patients.



Mölnlycke Health Care – E22

Mölnlycke Health Care, Arenson Centre, Arenson Way

TEL: 0800 917 4918
WEBSITE: www.molnlycke.co.uk
EMAIL: info.uk@molnlycke.com
CONTACT NAME/S: Emma Coverley

Epaderm® offers complete emollient therapy with 2-in-1 Epaderm Cream and 3-in-1 Epaderm Ointment to reduce flare-ups. Free from SLS, fragrances, and colourings, the Epaderm range provides a kinder treatment for sensitive skin. Visit the Mölnlycke Health Care stand to find out more.

NAOS GROUP UK LTD (Bioderma) – C70

131-151 Great Titchfield Street, London, W1W 5BB

TEL: 02037003667
WEBSITE: www.bioderma-uk.com
EMAIL: l.moretti@bioderma.com
CONTACT NAME/S: Lucie Moretti

Bioderma Laboratories is a French pharmaceutical company specialized in medication for dermatological conditions. Being a pioneer since 1970's, Bioderma has acquired unique expertise by placing BIOlogy at the service of the DERMAtology.

Our model: Healthy skin
Our concept: Biological Mimetism
Our mission: Dermatological Safety

Neubourg Pharma UK Ltd – A52

Headley House London, Parklands, Queen Elizabeth Park, Railton Road, Guildford, Surrey, GU2 9JX

TEL: 01483 238 209
WEBSITE: www.allpresan.uk.com
EMAIL: afarrell@neubourgpharma.com
CONTACT NAME/S: Angela Farrell

Neubourg Pharma is a UK based company specialising in products for sufferers of diabetic foot skin problems. Allpresan® Diabetic Intensive and Basic Foam Creams are preventive treatments for dry, cracked, hard skin and calluses for use on the whole foot including between the toes and around wound edges.

Novartis Medical – C13

Frimley Business Park, Frimley, Surrey, GU16 7SR

WEBSITE: www.novartis.co.uk

Novartis Pharmaceuticals UK Ltd – D30

Frimley Business Park, Frimley, Surrey, GU16 7SR

TEL: +44 1276 692255
WEBSITE: www.novartis.co.uk
EMAIL: Richard.bleby@novartis.com
CONTACT NAME/S: Richard Bleby / Hannah Smith / Patrick Chapman

Novartis UK is the UK affiliate of Swiss-based Novartis AG – one of the largest and most widely respected healthcare companies in the world. Novartis conducts research into many different disease areas, including dermatology. Building on its heritage as an innovator in healthcare solutions, Novartis Specialty Dermatology is developing science-driven therapies to redefine treatment paradigms and transform patient care.

Opatra – A12

447 High Road, North Finchley, N12 0AF

TEL: +44(0)2079985708
WEBSITE: www.opatra.com
EMAIL: info@opatra.com
CONTACT NAME/S: Efraim Salhov

An expert in ground-breaking skincare solutions, Opatra Ltd. has successfully established itself as a leading wholesaler and manufacturer, specialising in revolutionary treatments and technologies to the beauty industry.

Our latest revolutionary skincare solution, Dermisonic, is an anti-ageing and skin repairing device based on ultrasonic and LED light therapy. This solution is founded upon Opatra's key approach to developing and introducing effective skincare solutions on the most recent developments in beauty research.

Pern Consumer Products (Managed by HBI Dermabrands) – F11

13a Station Street, Cockermouth, Cumbria, CA13 9QE

TEL: 0800 599 9022
WEBSITE: www.dermacool.co.uk
EMAIL: phil_richardson@pern-consumer.co.uk
CONTACT NAME/S: Phil Richardson

HBI will be highlighting Pern Consumer's Menthol in aqueous cream brand Dermacool, especially the 5% strength. Delegates will also be able to trial and take samples of the new SLS free formulation of Dermacool, plus other associated Eczema & Psoriasis skin treatments.

Purple Orchid Pharma Ltd – F70

Dewsbury Business Centre, 13 Wellington Road, Dewsbury, West Yorkshire, WF13 1HF

TEL: 0844 415 2420
WEBSITE: www.purpleorchidpharma.com
EMAIL: kate.robottom@purpleorchidpharma.com
CONTACT NAME/S: Kate Robottom

Purple Orchid is all about self-care, empowering people to be proactive about maintaining their bodies to optimise health. Our products address skin conditions, chronic cystitis, bacterial vaginosis, thrush, vaginal dryness and sub-fertility. We also supply an oral care range which treats dry mouth – a side effect of many medications.

Reckitt Benckiser – D70

Wellcroft House, Wellcroft Road, Slough, Berkshire, SL1 4AQ

TEL: 01753 217800
WEBSITE: www.e45.co.uk / www.rb.com

Schuco International – D61

Axis 4, Rhodes Way, Watford, WD24 4YW

TEL: 01923 234 600
WEBSITE: www.schuco.co.uk
EMAIL: sales@schuco.co.uk

'Established in 1957, Schuco is a family owned business with a commendable heritage, supplying innovative medical devices and services throughout the healthcare industry. Our expansive product portfolio comprises skin imaging, surgery and the early detection of skin cancer'

Sobi Ltd – F60

1 Fordham House Court, Newmarket Road, Fordham, Cambridgeshire, CB7 5LL

TEL: 01638 722386
WEBSITE: www.sobi.com
EMAIL: lucy.ambrose@sobi.com
CONTACT NAME/S: Lucy Ambrose

Sobi is an international specialty healthcare company dedicated to rare diseases. Our mission is to develop and deliver innovative therapies and services to improve the lives of patients. The product portfolio is primarily focused on Haemophilia, Inflammation and Genetic diseases.

Special Interest Groups – C78

Willan House, 4 Fitzroy Square, London, W1T 5HQ

TEL: 020 7391 6358
EMAIL: conference@bad.org.uk
WEBSITE: www.bad.org.uk

Spirit Healthcare – E52

Spirit House, Selbury Drive, Oadby, Leicester, LE2 5NG

TEL: 0800 881 5423
WEBSITE: www.spirit-healthcare.co.uk
EMAIL: info@spirit-healthcare.co.uk
CONTACT NAME/S: Angelina Thorne, Caroline Baxter

Talk to us about all your topical Photodynamic Therapy needs to treat NMSC and ask us about our PDT equipment fund. We have an intelligent static lamp (BF-RhodoLED), a unique ambulatory device (Ambulight – suitable for community PDT or hospital setting); Ameluz® our ALA nano-emulsion photosensitising agent; and BDNG approved PDT Training.

STD Pharmaceuticals – F32

Plough Lane, Hereford, HR4 0EL

TEL: 01432 373555
WEBSITE: www.iontophoresis.info
EMAIL: geoff.d.holmes@stiefel.com
CONTACT NAME/S: Angela/Donna

STD is the suppliers of iontophoresis machines worldwide and supply UK hospitals & clinics as well as for patients to use at home. Julie Halford provides a one-off training session on Hyperhidrosis for medical staff within the hospital environment. Please contact her at the Hyperhidrosis Support Group: info@hyperhidrosisuk.org

Stiefel a GSK Company – C21

GlaxoSmithKline, Iron Bridge Road, Stockley Park West, Uxbridge, UB11 1BT

TEL: 07850 341 294
WEBSITE: www.stiefel.com
EMAIL: geoff.d.holmes@stiefel.com
CONTACT NAME/S: Geoff Holmes

Stiefel, a GSK company, is committed to advancing dermatology and skin science around the world in order to help people better achieve healthier skin. Stiefel's dedication to innovation, along with its focus on pharmaceutical, over-the-counter and aesthetic dermatology products, has established Stiefel as a world leader in the skin health industry. To learn more about Stiefel, visit www.stiefel.com.



Teva Pharmaceuticals Europe BV – F71

Piet Heinkade 107, 1019 GM Amsterdam, The Netherlands

TEL: +44 7867 353265
EMAIL: Colleen.Lockitt@tevaeu.com
CONTACT NAME/S: Colleen Lockitt

We're Teva, a leader in UK healthcare, supplying a wide range of medicines to the UK health service in a wide range of disease areas. We've been around for almost 80 years. We're part of Teva Pharmaceutical Industries Ltd, one of the world's leading pharmaceutical companies.

Thornton & Ross Dermatology – B53

Manchester Road, Linthwaite, Huddersfield, HD7 5QH

TEL: 01484 842217
WEBSITE: www.trderma.co.uk
EMAIL: trderma@thorntonross.com
CONTACT NAME/S: Janet Maclean/Emma Astbury

Thornton & Ross Dermatology offer the following skin care solutions;
Zeroderma emollients - similar in formulation to leading brands and offering cost savings of up to 37%
Cetraben emollients - offering unique formulations to enable effective eczema management.
Flexitol – medically proven treatments for dry, cracked feet associated with diabetic anhidrosis

Typharm Ltd – C12

14D Wendover Road, Rackheath Industrial Estate, Norwich, NR13 6LH

TEL: 01603 722 480
WEBSITE: www.typharm.com
EMAIL: Robbrooks@typharm.com
CONTACT: Rob Brooks

Typharm is an effective Pharma driven company offering solutions which achieve the highest standards of safety, efficacy and economy, making a positive difference to the lives of the patient and the customer. We believe that our role as a specialist pharmaceutical company includes, not just product supply, but also educational resources about our products and therapy areas. By providing this information we aim to support healthcare professionals in achieving the best results for their patients.

UK Trend – G3

Willan House, 4 Fitzroy Square, London, W1T 5HQ

TEL: 0207 391 6098
CONTACT: Catherine Thums
EMAIL: Catherine.thums@bad.org.uk
WEBSITE: www.bad.org.uk

Unite Medical Ltd – F42

170 The Pinnacle, Midsummer Boulevard, Milton Keynes, MK9 1BP

TEL: 01908 921110
WEBSITE: www.unitemedical.org
EMAIL: info@unitemedical.org
CONTACT NAME/S: Nathan Romeo

Unite Medical is a bespoke recruitment agency specialising in the supply of Dermatologists to the NHS and Private Sector. We have over 15 years of experience in the industry, finding doctors work and managing their placements to the highest standard. Please visit us for a chat about the service and opportunities we can offer.

Venn Healthcare Ltd – E10

35 The Avenue, Branksome Park, Poole, Dorset, BH13 6LJ

TEL: 01202 761 198
WEBSITE: www.vennhealthcare.com
EMAIL: info@vennhealthcare.com
CONTACT NAME/S: Jim Westwood

Venn Healthcare is a company established to deliver innovative healthcare solutions. Exclusive distributors of Lipotripsy together with a comprehensive range of lasers from Lutronic, one of the largest global manufacturers. With the speed of developing technology, Venn Healthcare can ensure your clinic is always one step ahead.

Vichy – E33b

L'Oréal Active Cosmetics Division UK, 255 Hammersmith Road, London, W6 8AZ

TEL: 020 8762 4000
WEBSITE: www.dermablend.co.uk
EMAIL: contact@vichy.co.uk
CONTACT NAME/S: Customer Services

Vichy Dermablend is a high coverage, long hold, natural finish foundation range. Created in 1981 by Dr. N. Craigs as a coverage solution for his wife's vitiligo, Dermablend continues to give women skin confidence whatever their skin concern. Suitable even for sensitive skin, it is available in five foundation formats and eight shades.

Viviscal Professional – E51

Viviscal Professional, Lifes2good UK, 221 Watling Street, Radlett, WD7 7AL

TEL: 0845 399 0035
WEBSITE: www.viviscalprofessional.co.uk
EMAIL: enquiries@viviscalprofessional.com
CONTACT NAME/S: Kelly Morrell

Backed by 25 years of hair growth research, Viviscal Professional supplements contain the unique proprietary ingredient AminoMar C™ and are scientifically proven in 9 clinical studies to nourish from within for thicker, fuller hair. Viviscal is the no.1 selling hair supplement in the US and is recommended by leading dermatologists worldwide.

Wisepress Medical Bookshop – A8

25 High Path, Merton Abbey, London, SW19 2JL

TEL: +44 20 8715 1812
EMAIL: marketing@wisepress.com
WEBSITE: www.wisepress.com

Wisepress are Europe's principal conference bookseller. We exhibit the leading books, sample journals and digital content relevant to this meeting. Books may be purchased at the booth, and we offer a postal service. Visit our online bookshop for special offers and follow us on Twitter for the latest news @WisepressBooks.




WORLD UV APP

REAL TIME UV INDEX RATINGS FOR YOUR LOCATION

SUN PROTECTION ADVICE FOR YOUR SKIN TYPE

**DOWNLOAD THE APP *FREE* FROM
APPLE AND ANDROID APP STORES**



General Information

DELEGATE BAGS

The Conference & Events Department is aiming to limit the impact the Annual Meeting has upon the environment.

Conferences and exhibitions provide a huge amount of waste and this year we aim to continue to implement measures to improve this.

Following feedback from previous meetings delegates will be provided with a generic delegate bag (as illustrated). This bag is made from recycled plastic bottle and has the BAD Logo on the side.

We have made a decision not to include a sponsor, date or annual meeting destination. This will enable you to reuse the bag for other annual meetings as well as other BAD meetings. We hope this will become your BAD 'Bag for Life'.

If you have a bag from a previous annual meetings please bring it with you.



Don't forget your bag!

EVALUATION FORM

This year's evaluation form will be on-line and all attendees will be sent a link after the meeting.

Thank you in advance for taking the time to complete it, as it is an invaluable tool for us in organising future meetings.

CES MEETINGS CALENDAR

August 2015

Survival Guide for New Trainees

Venue: Willan House, London

Date: 6th August

September 2015

Clinical Dermatology Update Meeting

Meeting for Staff and Associate Specialist Doctors

Venue: Chesford Grange, Kenilworth

Date: 2nd – 4th September

Dermdoc

Venue: Willan House, London

Date: 28th September

Essential Cutaneous Infections

Venue: Willan House, London

Date: 29th September

November 2015

SpR Training Event

Venue: London

Date: 12th – 13th November

BCDG Annual Meeting

Venue: Willan House, London

Date: 14th November

The Annual UK Dermatology Course for Consultants

Venue: Hilton Deansgate Hotel, Manchester

Date: 27th – 28th November

For Further Details on any of these meetings please contact:

Conference & Event Services, 4 Fitzroy Square, London W1T 5HQ

Email: conference@bad.org.uk Tel: + (0)20 7391 6358



Join our facebook Group



follow us on Twitter



IT TAKES SEVEN

SKIN CANCER APPEAL



Facebook/ittakes7



#ittakes7




www.ittakesseven.org.uk

Meeting App ...



- Review agenda & speakers
- Interactive floorplans
- View abstracts & e-posters
- View sponsors & exhibitors

Follow these steps to download the app to your smart device:



Download the Guidebook app from the iOS App Store or Google Play
Tap on “Use Code” below the Guidebook logo

Enter the code: **BAD2015**

Tap “Get this Guide” on the next screen that appears

Using a **Blackberry, Windows Phone, or computer?** You can
access the guide through a web browser at

<http://guidebook.com/guide/37100>

- enter the code **BAD2015** when prompted

*BAD are grateful to Janssen for
their support of the meeting app*



ESCD 2016



MANCHESTER, UK

13th Congress of the
European Society of Contact Dermatitis

13th Congress of the
European
Society of
Contact Dermatitis
14-17 September 2016 | Manchester



14-17 September 2016 conference@bad.org.uk
www.escd2016.com