

British Association of Dermatologists
96th Annual Meeting
5 - 7 July 2016



BIRMINGHAM 2016

FINAL PROGRAMME

BAD2016 Meeting App....

- Review agenda & speakers
- Interactive floorplans
- View abstracts & e-posters
- View sponsors & exhibitors



Follow these steps to download the app to your smart device:

Download the Guidebook app from the iOS App Store or Google Play

Tap on “Use Code” below the Guidebook logo

Enter the passphrase: **bad2016**

Tap “Get this Guide” on the next screen that appears

Using a Blackberry, Windows Phone, or computer?

You can access the guide through a web

browser at <https://guidebook.com/g/bad96/>

– enter the passphrase bad2016 when prompted.

...download now



BAD are grateful to Janssen for their support of the meeting app

Overview	
Accommodation	9
App	1
Badges	9
Banking	9
Business Services	9
Catering	9
Certificates of Attendance	9
Cloakroom	9
Committee Meetings	12
Continuing Professional Development (CPD)	9
Exhibition	9
Exhibition Quiz	9
Exhibition Plan	74-75
First Aid	9
Focus Sessions	66
Hand Eczema Assessment Tool Training Session	68
Hot Topics Overview	67
Map of Birmingham	82-83
Meetings Calendar	81
Organising Committees	4
Parking	9
Patient Support Groups	75
Payment of Registration Fees	9
Pharma Presentation Zone	67
Poster Exhibition	9
Poster Presentations	69
Posters	70-73
Programme Overview	6
Registration Desk	9
Social Events	11
Speaker Preview	9
Sponsored Symposia	9
Venue Plan	10
Welcome to Birmingham	5
Well being area	9

Monday 4th July Overview 13

BSD Self-Assessment	14
Trainee Pre-Conference Session	15
SAS Session	16

Tuesday 5th July Overview 17

British Society of Cutaneous Allergy (BSCA)	18-19
CPCs – Joint BAD / BSD	20
British Society for Dermatological Surgery (BSDS)	21-23
British Society for Skin Care in Immunosuppressed Individuals	24-25
British Society for Dermatopathology (BSD)	26-27
THESIS working lunch	28
BSACI Guest Society Session	29
Senior Skin Group	30
Dermatology Teachers	31
Plenary Session	32

Wednesday 6th July Overview 33

Sponsored Symposium: LEO Pharma	34
Sponsored Symposium: Celgene	35
Plenary Session – Medical Dermatology	36
British Cosmetic Dermatology Group (BCDG)	37
International Psoriasis Council – Meet the Expert	38
Improving Patient Wellbeing and Outcomes	39
Sponsored Symposium: La Roche-Posay	40
Sponsored Symposium: Lilly	41
Sponsored Symposium: Sanofi Genzyme	42
Submitted Papers	43
British Society for Investigative Dermatology (BSID)	44
Psychodermatology UK	45-46
Historical Symposium	47-48
British Tele dermatology Society (BTS)	49
Plenary Session	50
Sponsored Symposium: Sobi	51
Sponsored Symposium: Bristol Myers Squibb	52

Thursday 7th July Overview 53

Plenary Session – International Dermatology	54
British Society of Paediatric Dermatology (BSPD)	55-56
British Photodermatology Group (BPG)	57-58
UK Trend	59
Registrars Symposium	60
British Hair & Nail Society (BHNS)	61
BADGEM	62-63
Plenary Session	64-65
CPD Update	65
Focus Sessions	66

KEYNOTE LECTURES

Tuesday 5th July	
Professor Martin Cook	32
Professor Michael Veness	32
Wednesday 6th July	
Professor Kieron Leslie	50
Professor Donald Leung	50
Thursday 7th July	
Dr Chetan Mukhtyar	64
Professor Irwin McLean	65

CONFERENCE & EVENT SERVICES

Mr Chris Garrett - Conference & Event Services Manager
 Mrs Jenna Bowler – Senior Events Coordinator
 Mrs Marie Elwér – Finance and Conference Administrator
 Miss Sally-Ann Koomson – Marketing & Events Coordinator
 Miss Dannielle Sinclair – Events Coordinator

ORGANISING COMMITTEE

Miss Marilyn Benham	Mrs Jenna Bowler
Dr David Eedy	Mr Chris Garrett
Dr Mark Griffiths	Dr Richard Groves
Mrs Catherine Hanaway	Dr Nick Levell – Chair
Dr Vincent Li	Dr Ruth Murphy
Dr Jui Vyas	Dr Richard Weller

BAD ABSTRACT SELECTION COMMITTEE

Dr Asok Biswas	Dr Sara Brown
Dr Paul Craig	Dr Emma Craythorne
Dr Sara Edward	Dr Mark Griffiths
Dr Nick Levell	Dr Blanca Martin
Dr Sandy McBride	Dr Ruth Murphy
Dr Richard Weller	

BAD JUDGING COMMITTEE

Dr Sadiq Alkali	Dr Michael Ardern-Jones
Dr Alison Bedlow	Prof Chris Bunker
Dr Andrew Carmichael	Prof Rino Cerio
Dr Fiona Child	Dr Ian Coulson
Dr Carsten Flohr	Dr Karen Gibbbon
Dr Mark Griffiths	Dr Shikha Gupta
Dr Jenny Hughes	Dr Sally Ibbotson
Dr Brian Kirby	Dr Elise Kleyn
Dr Sinead Langan	Dr Vincent Li
Dr Tom Lucke	Dr Sandy McBride - Chair
Dr Tess McPherson	Dr Simon Meggitt
Dr Bav Shergill	Dr Victoria Swale
Dr Anne-Marie Tobin	Dr Maureen Walsh

BADGEM ABSTRACT SELECTION COMMITTEE

Prof Irene Leigh
 Prof Edel O'Toole
 Dr Neil Rajan

BCDG ABSTRACT SELECTION COMMITTEE

Dr Sean Lanigan
 Dr Bav Shergill
 Dr Nisith Sheth

BHNS ABSTRACT SELECTION COMMITTEE

Dr Matthew Harries
 Dr Paul Farrant
 Dr Susan Holmes

BPG ABSTRACT SELECTION COMMITTEE

Dr Robert Dawe	Dr Giles Dunnill
Dr Adam Fityan	Prof James Ferguson
Dr Victoria Goulden	Dr Tsui Ling
Dr Paul Norris	Dr Ljubomir Novakovic
Dr James Powell	Dr Robert Sarkany
Dr Muthu Sivaramakrishnan	Dr Sophie Weatherhead

BSCA ABSTRACT SELECTION COMMITTEE

Dr Deidre Buckley
 Dr Christine Reckling
 Dr Natalie Stone

BSPD ABSTRACT SELECTION COMMITTEE

Dr Paula Beattie
 Dr Fiona Browne
 Dr Jemima Mellerio
 Dr Lea Solman Kosutic

BSD ABSTRACT SELECTION COMMITTEE

Dr Asok Biswas
 Dr Paul Craig
 Dr Sara Edward
 Dr Blanca Martin

BSDS ABSTRACT SELECTION COMMITTEE

Dr Vindy Ghura
 Dr Wal Hussain
 Dr Stephen Keohane

BSSCII ABSTRACT SELECTION COMMITTEE

Prof Christopher Bunker
 Prof Catherine Harwood
 Dr Ferina Ismail
 Dr John Lear
 Dr David Paige
 Dr Conal Perrett
 Prof Charlotte Proby
 Dr Helen Ramsay

BTS ABSTRACT SELECTION COMMITTEE

Dr Veronique Bataille
 Dr Pawel Bogucki
 Dr Saul Halpern
 Dr Andy MacFarlane
 Dr Colin Morton

DERMATOLOGY TEACHERS SELECTION COMMITTEE

Dr Stuart Cohen
 Dr Alison Honan
 Dr Shona Ogilvie
 Dr Minal Singh
 Dr Angela Tewari

HISTORICAL ABSTRACT SELECTION

Dr Julia Ellis
 Dr David Gawkrödger
 Dr Frances Humphreys
 Dr Nick Levell
 Dr Sid Orpin
 Dr Paul Yesudian

PSYCHODERMATOLOGY ABSTRACT SELECTION


Dr Janet Angus
 Dr Susannah Baron
 Dr Anthony Bewley

ACKNOWLEDGEMENTS

The British Association of Dermatologists gratefully acknowledges the contribution of the many exhibitors & sponsors whose attendance has helped make the meeting possible.

Welcome to Birmingham and the 96th Annual Meeting of the British Association of Dermatologists. We are once again delighted to be in the award winning Birmingham International Convention Centre.

Birmingham is a modern city that lies right at the centre of the UK's motorway network enabling easy access to the rest of the UK. It has the UK's largest interchange main rail station and it also has one of the most accessible international airports in Europe. So getting here is simple! Once here, Birmingham is a city of culture and heritage with food, art and a dynamic vibrant atmosphere.



Nick Levell at 2016 Dowling Club meeting Tanzania

SCIENTIFIC PROGRAMME

Building on the BAD annual meeting's reputation as a high quality internationally renowned event, the BAD Conference and Events committee has again worked hard to provide a blend of new scientific presentations with updates from experts in various fields. We are pleased that the Arthur Rook Oration will be delivered by Professor Irwin McLean from Dundee. Professor Martin Cook (Guildford) and Professor Michael Veness (Sydney, Australia), will give the first of the keynote lectures at the plenary session on Tuesday speaking on 'The interpretation of sentinel lymph nodes for melanoma' and 'Radiotherapy and skin cancer: The never ending battle and the perspective of an Aussie Radiation Oncologist' respectively. Wednesday afternoons programme features Professor Kieron Leslie from San Francisco who will update the membership on 'Hot Ice, methinks: all you need to know about autoinflammation as explained by William Shakespeare'. Also on Wednesday afternoon we have a keynote lecture to be given by Professor Donald Leung from Denver, USA speaking on 'Mechanisms of Infection in Atopic Dermatitis'. The final keynote lecture will come from Dr Chetan Mukhtyar (Norwich), talking during the plenary session on Thursday afternoon on 'Recent advances in vasculitis'.

We are welcoming the British Society for Allergy and Clinical Immunology as guests to our meeting. Dr Helen Brough and Dr Carsten Flohr have put together an exciting programme on Tuesday afternoon.

We have a new Improving Patient Wellbeing and Outcomes session on Wednesday morning that has been organised by the patient support groups. Please also look out for the Hot topics and Poster Presentations within the Exhibition Hall and Hall 4. Don't forget to download the new BAD2016 app and see the new features as we look to improve our audience interaction (details on page 1).

On Monday 4th July we will be holding pre-conference sessions for trainees, Specialty & Associate Specialist doctors, medical students and there will be a BSD self assessment session.

This year we introduce BADfest on Tuesday evening. Bringing the spirit of a festival to the conference, expect dazzling entertainment, street food and drinks. We hope this will be a perfect opportunity to relax, catch up with old acquaintances and form new friendships. This event will be taking place in Hall 4 and surrounding areas of ICC Birmingham. All attendees are invited to attend.

It all promises to be a packed and memorable conference, I look forward to offering a warm welcome to all delegates and hope you enjoy the meeting!

A handwritten signature in black ink that reads "Nick Levell".

Dr Nick Levell

Clinical Vice President (President –elect) 2014-2016

Programme Overview

MONDAY 4 JULY 2016

TIME	SESSION DETAIL	ROOM	INFORMATION
12:45 – 18:15	BSD Self-Assessment	Executive 2	Page 14
12:15 – 18:00	Trainee Pre-conference Session	Hall 5	Page 15
12:15 – 17:35	Staff & Associate Specialist Session	Hall 8a	Page 16

TUESDAY 5 JULY 2016

TIME	SESSION DETAIL	ROOM	INFORMATION
08:00 – 12:00	British Society of Cutaneous Allergy	Hall 9	Page 18-19
08:45 – 10:23	Clinicopathological Cases	Hall 1	Page 20
08:45 – 16:15	British Society for Dermatological Surgery	Hall 5	Page 21-23
09:00 – 12:30	British Society for Skin Care in Immunocompromised Individuals	Hall 10b	Page 24-25
10:30 – 11:00	Hot Topics	Exhibition	Page 67
10:40 – 10:55	Poster Presentations	Hall 4	Page 69
11:00 – 16:15	British Society for Dermatopathology	Hall 1	Page 26-27
12:15 – 13:00	Pharma Presentations	Exhibition Hall	Page 67
12:15 – 14:30	THESIS working lunch - open to all	Executive 7	Page 28
13:00 – 14:35	BSACI Guest Society Session	Hall 9	Page 29
13:00 – 14:30	Senior Skin Group	Hall 10b	Page 30
13:15 – 14:15	Dermatology Teachers	Hall 10a	Page 31
14:30 – 15:00	Hot Topics	Exhibition	Page 67
14:40 – 14:55	Poster Presentations	Hall 4	Page 69
15:00 – 15:30	Keynote Lecture: Professor Martin Cook	Hall 1	Page 32
15:30 – 16:30	Plenary Session	Hall 1	Page 32
16:30 – 17:00	Keynote Lecture: Professor Michael Veness	Hall 1	Page 32
17:15 – 18:45	AGM – BAD members only	Hall 1	
17:30 – 22:00	BADfest	Hall 4	Page 11

WEDNESDAY 6 JULY 2016

TIME	SESSION DETAIL	ROOM	INFORMATION
07:30 – 08:30	Christian Medical Fellowship Breakfast	Executive 2	
07:45 – 08:30	LEO Pharma Sponsored Symposium	Hall 10	Page 34
07:45 – 08:30	Celgene Sponsored Symposium	Hall 9	Page 35
08:30 – 12:25	Plenary session - Medical Dermatology	Hall 1	Page 36
08:45 – 12:45	British Cosmetic Dermatology Group	Hall 8a	Page 37
10:30 – 10:50	Hot Topics	Exhibition	Page 67
10:30 – 10:50	Poster Presentations	Hall 4	Page 69
11:00 – 12:30	International Psoriasis Council – Meet the expert	Hall 5	Page 38
11:00 – 12:30	Improving Patient Wellbeing and Outcomes	Hall 9	Page 39
13:00 – 14:00	La Roche-Posay Sponsored Symposium	Hall 9	Page 40
13:00 – 14:00	Lilly Sponsored Symposium	Hall 10	Page 41
13:00 – 14:00	Sanofi Genzyme Sponsored Symposium	Hall 5	Page 42
14:00 – 15:15	Scientific Session – submitted papers	Hall 1	Page 43
14:00 – 15:30	British Society for Investigative Dermatology - open to all	Hall 8a	Page 44
14:30 – 17:25	Psychodermatology	Hall 5	Page 45-46
14:30 – 15:45	Historical Symposium	Hall 9	Page 47-48
14:30 – 17:00	British Teledermatology Society	Hall 10	Page 49
15:30 – 16:00	Hot Topics	Exhibition	Page 67
15:30 – 15:50	Poster Presentations	Hall 4	Page 69
16:00 – 16:15	Presidents Address – Dr Nick Levell	Hall 1	Page 50
16:15 – 16:45	Keynote Lecture: Professor Kieron Leslie	Hall 1	Page 50
16:45 – 17:45	Plenary Session	Hall 1	Page 50
17:45 – 18:15	Keynote Lecture: Professor Donald Leung	Hall 1	Page 50
18:15 – 19:00	Sobi Sponsored Symposium	Hall 9	Page 51
18:15 – 19:00	Bristol Myers Squibb Sponsored Symposium	Hall 10	Page 52

THURSDAY 7 JULY 2016

TIME	SESSION DETAIL	ROOM	INFORMATION
08:30 – 10:05	Plenary session – International Dermatology	Hall 1	Page 54
08:30 – 12:02	British Society for Paediatric Dermatology	Hall 5	Page 55-56
08:30 – 12:15	British Photodermatology Group	Hall 9	Page 57-58
08:30 – 10:00	UK Trend	Hall 10	Page 59
10:15 – 10:45	Hot Topics	Exhibition	Page 67
10:15 – 10:35	Poster Presentations	Hall 4	Page 69
10:45 – 12:15	Registrars Symposium	Hall 1	Page 60
10:45 – 12:15	British Hair & Nail Society	Hall 10	Page 61
12:30 – 13:15	Pharma Presentations	Exhibition Hall	Page 67
13:15 – 17:30	BADGEM	Hall 5	Page 62-63
13:15 – 13:45	Keynote Lecture: Dr Chetan Mukhtyar	Hall 1	Page 64
13:45 – 14:25	Plenary Session	Hall 1	Page 64
14:25 – 15:10	Arthur Rook Oration: Professor Irwin McLean	Hall 1	Page 65
15:30 – 16:00	Focus Session: Dermatomyositis: clinical phenotypes and associated autoantibodies	Hall 6	Page 66
15:30 – 16:00	Focus Session: Management Controversies in SJS/TEN	Hall 10	Page 66
15:30 – 16:00	Focus Session: Urticaria Past, Present and Future	Hall 9	Page 66
16:00 – 17:30	CPD update	Hall 1	Page 65

A LILLY SYMPOSIUM

UNCOVERING NEW PARADIGMS IN THE TREATMENT OF MODERATE TO SEVERE PSORIASIS

WEDNESDAY 6 JULY / 13:00 – 14:00
HALL 10

**96th Annual Meeting of the
British Association of Dermatologists**

International Convention Centre, Birmingham
5 – 7 July 2016

13:00 – 13:10

Chair's introduction

Dr Joyce Leman

Consultant Dermatologist, Scotland

13:10 – 13:30

New clinical approaches towards improving patient outcomes: rationale for IL-17A targeting

Prof. Frank Nestle

Professor of Molecular Dermatology MD,
FMedSci, NIHR Senior Investigator,
Guy's, Kings College and St. Thomas' Hospitals, London

13:30 – 13:50

UNCOVER clinical development programme: efficacy and safety of ixekizumab in patients with moderate to severe psoriasis

Prof. Christopher Griffiths

Foundation Professor of Dermatology, MD, FRCP, FMedSci,
The University of Manchester

13:50 – 14:00

Questions from the audience

If you would like to be kept informed of future Lilly events please register at: www.lillyregister.co.uk

Prescribing information can be found overleaf



Taltz, a targeted IL-17A inhibitor with high binding affinity (kd<3 pM)

Taltz is indicated for the treatment of moderate to severe plaque psoriasis in adults who are candidates for systemic therapy

▼ **This medication is subject to additional monitoring. This will allow quick identification of new safety information. Healthcare Professionals are asked to report any suspected adverse reactions.**

TALTZ® (Ixekizumab) ABBREVIATED PRESCRIBING

INFORMATION Presentation Ixekizumab solution for injection in a pre-filled syringe or pre-filled pen. Each single use pre-filled syringe and pre-filled pen contains 80 mg of ixekizumab in 1mL solution. The solution is clear and colourless to slightly yellow. **Uses** Taltz is indicated for the treatment of moderate to severe plaque psoriasis in adults who are candidates for systemic therapy. **Dosage and Administration Posology** The recommended dose is 160 mg by subcutaneous injection (two 80 mg injections) at Week 0, followed by 80 mg (one injection) at Weeks 2, 4, 6, 8, 10, and 12, then maintenance dosing of 80 mg (one injection) every 4 weeks. Consideration should be given to discontinuing treatment in patients who have shown no response after 16 to 20 weeks of treatment. Some patients with initially partial response may subsequently improve with continued treatment beyond 20 weeks. **Elderly:** No dose adjustment is required. **Renal or hepatic impairment:** Taltz has not been studied in these patient populations. No dose recommendations can be made. **Paediatric population:** The safety and efficacy of Taltz in children and adolescents aged 6 to 18 years have not yet been established. No data are available. **Method of administration** Taltz is for subcutaneous injection. Injection sites may be alternated. If possible, areas of the skin that show psoriasis should be avoided as injection sites. The solution/the syringe must not be shaken. After proper training in subcutaneous injection technique, patients may self-inject Taltz if a healthcare professional determines that it is appropriate. However, the physician should ensure appropriate follow-up of patients. Comprehensive instructions for administration are given in the package leaflet. **Contra-indications** Serious hypersensitivity to the active substance or to any of the excipients. Clinically important active infections (e.g. active tuberculosis). **Warnings and Special Precautions Infections:** Treatment with Taltz is associated with an increased rate of infections such as upper respiratory tract infection, oral candidiasis, conjunctivitis, and tinea infections. Taltz should be used with caution in patients with clinically important chronic infection. If such an infection develops, monitor carefully and discontinue Taltz if the patient is not responding to standard therapy or the infection becomes serious. Taltz should not be resumed until the infection resolves. Taltz must not be given to patients with active tuberculosis (TB). Consider anti-TB therapy prior to initiation of Taltz in patients with latent TB. **Hypersensitivity:** Serious hypersensitivity reactions, including some cases of angioedema, urticaria and, rarely, late (10-14 days following injection) serious hypersensitivity reactions including widespread urticaria, dyspnea and high antibody titres have been reported. If a serious hypersensitivity reaction occurs, administration of Taltz should be discontinued immediately and appropriate therapy initiated. **Inflammatory Bowel Disease:** Cases of new or exacerbations of Crohn's disease and ulcerative colitis have been reported. Caution should be exercised when prescribing Taltz to patients with inflammatory bowel disease, including Crohn's disease and ulcerative colitis, and patients should be monitored closely. **Immunisations:** Taltz should not be used with live vaccines. No data are available on the response to live vaccines: there are insufficient data on response to inactivated vaccines. **Excipients:** This medicinal product contains less than 1 mmol sodium (23 mg) per 80 mg dose, i.e., essentially "sodium-free". Please see Summary of Product Characteristics (SPC) for full

information on excipients. **Interactions** The safety of Taltz in combination with other immunomodulatory agents or phototherapy has not been evaluated. **Fertility, Pregnancy, and Lactation Women of childbearing potential:** Women of childbearing potential should use an effective method of contraception during treatment and for at least 10 weeks after treatment. **Pregnancy:** It is recommended to avoid the use of Taltz during pregnancy. **Breast-feeding:** A decision should be made whether to discontinue breast-feeding or to discontinue Taltz. **Fertility:** The effect of ixekizumab on human fertility has not been evaluated. Animal studies do not indicate direct or indirect harmful effects with respect to fertility. **Effects on ability to drive and use machines** Taltz has no or negligible influence on the ability to drive and use machines. **Undesirable Effects Summary of the safety profile:** The most frequently reported adverse drug reactions were injection site reactions and upper respiratory tract infections (most frequently nasopharyngitis). **Injection site reactions:** The most frequent injection site reactions observed were erythema and pain. These reactions were predominantly mild to moderate in severity and did not lead to discontinuation of Taltz. **Infections:** In the placebo-controlled period of the phase III clinical studies in plaque psoriasis, infections were reported in 27.2 % of patients treated with Taltz for up to 12 weeks compared with 22.9 % of patients treated with placebo. The majority of infections were non-serious and mild to moderate in severity, most of which did not necessitate treatment discontinuation. Serious infections occurred in 13 (0.6 %) of patients treated with Taltz and in 3 (0.4 %) of patients treated with placebo. **Very common (≥1/10):** Upper respiratory tract infection, injection site reactions. **Common (≥1/100 to <1/10):** Tinea infection, oropharyngeal pain, nausea. *For full details of these and other side-effects, please see the Summary of Product Characteristics, which is available at <http://www.medicines.org.uk/emc/>.* **Legal Category** POM **Marketing Authorisation Numbers** EU/1/15/1085/002 EU/1/15/1085/004 **Basic NHS Cost** £2,250 per pack of 2 pre-filled pens £1,125 per pack of 1 pre-filled syringe **Date of Preparation or Last Review** April 2016 **Full Prescribing Information is Available From** Eli Lilly and Company Limited, Lilly House, Priestley Road, Basingstoke, Hampshire, RG24 9NL Telephone: Basingstoke (01256) 315 000 E-mail: ukmedinfo@lilly.com TALTZ® (ixekizumab) is a registered trademark of Eli Lilly and Company.

● UKTLZ00041(1) June 2016

If you are in the UK:

Adverse events should be reported. Reporting forms and further information can be found at: www.mhra.gov.uk/yellowcard. Adverse events and product complaints should also be reported to Lilly: please call Lilly UK on **01256 315 000**

If you are in the Republic of Ireland:

To report an adverse event or product complaint about a Lilly medication, please call Lilly Ireland on **01 664 0446**. Adverse events and product complaints may also be reported to the Health Products Regulatory Authority. Reporting forms and information can be found at www.hpra.ie then click on 'Report an Issue'

Taltz® and Lilly® are registered trademarks of Eli Lilly and Company © 2016 Eli Lilly and Company

Eli Lilly and Company, Lilly House, Priestley Road, Basingstoke, Hampshire RG24 9NL Telephone 01256 315 000

ACCOMODATION

If you have booked your accommodation through Innov8 and have any issues they will be available to speak to directly on Tuesday. Please come to the registration area. Alternatively they can be contacted on 0844 887 1550.

APP

We are pleased to announce that we will be providing a smartphone conference app for delegates to use during the conference.

The app will provide the following features;

- Review agenda & speakers
- Interactive floorplans
- View abstracts & e-posters
- View sponsors & exhibitors

BAD 2016 is grateful to Janssen for sponsoring this app.



BADGES

Conference badges will be handed to delegates on registration. For security purposes name badges must be worn at all times throughout the meeting. In the event that you lose your badge, a replacement must be obtained at the registration desk.

Please note that if you offer your badge barcode for scanning the company will receive your contact details.

BANKING

ATM facilities are available in the Mall.

BUSINESS SERVICES

The Business Reception, located next to the Box Office on the Mall has a range of excellent business support services

CATERING

Lunch and all scheduled refreshment breaks will be served from designated points in the exhibition area, Hall 3 of the ICC.

CERTIFICATE OF ATTENDANCE

Certificates of attendance will be in your registration envelope.

CLOAKROOM

The cloakroom is located in the Mall of the ICC, opposite Starbucks. There will be a charge of £1.00 per item.

CONTINUING PROFESSIONAL DEVELOPMENT CREDITS (CPD)

This event is approved for external credit for the CPD scheme of the Federation of Royal Colleges of Physicians of the UK. Physicians should record their credits in their diaries, in accordance with the current RCP recommendations. Participants should only record the number of hours they attended. The main meeting has been approved for 18 credits and the CPD code is 105313.

EXHIBITION

The exhibition will be located in Hall 3 of the ICC and will be open at the following times:

Tuesday 5th July: 10:00 – 17:00
 Wednesday 6th July: 09:00 – 17:30
 Thursday 7th July: 09:00 – 14:00

EXHIBITION QUIZ

Exhibition quiz forms will be included in the delegate bags. To participate in the quiz, delegates must visit each participating exhibitor and answer a simple question. Participants must also obtain two answers from the patient support groups, please note you only need two from any of the patient support groups present over the duration of the meeting. All completed quiz forms must be returned to the registration desk by 14:00 on Thursday 7th July. The prizes will be announced after the meeting.

FIRST AID

First aid support is available onsite; please ask an ICC host who will be able to assist you.

PARKING

The nearest car parks to the ICC are located at sister venue the Barclaycard Arena. The North car park is closest or alternatively simply follow the road around on to St Vincent Street for the West car park or carry on further around to Sheepcote Street for the South car park. Current charges are from £2.30 for up to 2 hours to £8.00 for 24 hours. Alternative parking is located at Brindley place or Paradise Circus.

PAYMENT OF REGISTRATION FEES

We would prefer delegates to pay by cheque (pounds sterling drawn on a UK bank only or by sterling bank draft) made payable to the 'British Association of Dermatologists'. Cheques in other currencies cannot be accepted. Alternatively, delegates may pay by credit card and this is encouraged for overseas delegates. Please note that we only accept MasterCard and Visa. American Express cannot be accepted.

POSTER EXHIBITION

The poster exhibition will be located in Hall 4 and on balcony of the exhibition hall. The posters will be numbered and a list is provided at the back of this programme.

There will be an e-poster display area showing all the posters submitted. Posters should be removed by 18:00 on Thursday 7th July. Please note that the British Association of Dermatologists cannot be held responsible for any loss or damage to a poster presented during the Annual Meeting.

REGISTRATION DESK

The registration desk will be located centrally off the Mall and will be staffed by the BAD team during the following hours:

Monday 4th July 09:00 – 18:00
 Tuesday 5th - Thursday 7th July 08:00 – 18:00

SPONSORED SYMPOSIA

The following companies will be holding sponsored symposia at the meeting:

Wednesday 6th July

07:45 – 08:30	Hall 10	LEO Pharma
07:45 – 08:30	Hall 9	Celgene
13:00 – 14:00	Hall 9	La Roche-Posay
13:00 – 14:00	Hall 10	Lilly
13:00 – 14:00	Hall 5	Sanofi
18:15 – 19:00	Hall 9	Sobi
18:15 – 19:00	Hall 10	Bristol Myers Squibb

SPEAKER PREVIEW

Speaker preview will be located in The Media Suite located near Hall 1, please ask at the registration desk for directions. All presenters must take their memory sticks to speaker preview at least two hours prior to their presentation. Data projection (PowerPoint) will be available.

TAXIS

Taxis are often parked outside the front of the ICC on Broad Street.

VENUE

The International Convention Centre, Broad Street, Birmingham B1 2EA
 General Enquiries: + 44 (0) 121 644 5025
www.theicc.co.uk

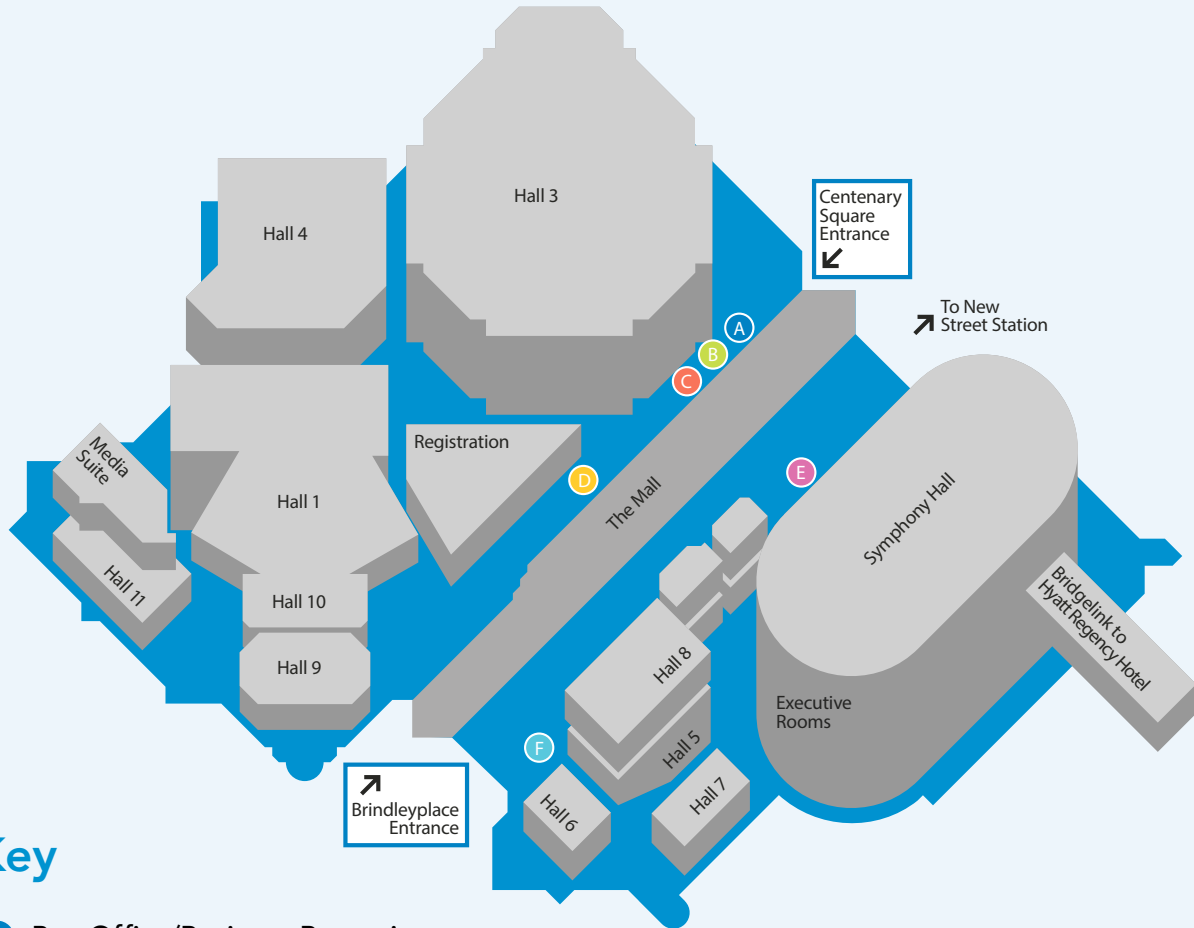
WELL BEING AREA

The BAD is pleased to introduce a well-being area within the Exhibition Hall. Therapists from D-Stress & Go (UK) www.dstress.co.uk are able to provide attendees with a wide variety of therapies which include Shiatsu, Reiki, Seated Acupressure Massage, Indian Head Massage and Thai Yoga Massage.

Wi-Fi

The free Wi-Fi network can be accessed in any part of the ICC, via an easy to use, quick, login page.

The ICC and Symphony Hall Layout



Key

- A Box Office/Business Reception
- B Starbucks
- C WH Smiths
- D Oak Kitchen
- E THSH Shop
- F Castle Fine Art

Halls	Levels	Halls	Levels
Hall 1	4, 4a, 5, 5a, 6	Hall 9	2
Hall 3	4	Hall 10	2
Hall 3 Gallery	5	Hall 11	3
Hall 4	5	Symphony Hall	3, 4, 5, 5a
Hall 5	3, 4	Registration	4
Hall 6	3	Media Suite	4
Hall 7	4	Executive Rooms 1-6	5
Hall 8	5	Executive Rooms 7-10	5a

Social Events

TRAINEE EVENING EVENT

4 July 2016, All Bar One Brindley place

17:30 - 21:00

The trainee evening event is a great opportunity to meet with colleagues and network in a relaxed and informal setting. Join us for drinks and food at All Bar One Brindley place.



SAS Evening Event

4 July 2016, Bank Restaurant & Bar

19:30 - 22:00

SAS Doctors are invited to an informal dinner on Monday evening. This is a pre-booked event and tickets cost £10.00



BADfest

5 July 2016, ICC Birmingham

17:30 - 22:00

Bringing the spirit of a festival to the conference expect dazzling entertainment, street food and drinks. We hope this will be a perfect opportunity to relax, catch up with old acquaintances and form new friendships. This event will be taking place in hall 4 and surrounding areas of ICC Birmingham. All attendees are invited to attend.



BSDS Dinner

5 July 2016, Opus Restaurant

20:00 - 23:00

The British Society for Dermatological Surgery will hold a drinks reception followed by a fine dining meal at Opus Restaurant.

Ticket cost: £50.00 (reduced cost for trainees: £20.00)

Dress code: Black Tie



BSMD Curry night

6 July 2016, Asha's

19:00 - 22:30

British Society for Medical Dermatology are hosting a curry night at Asha's.

FULLY BOOKED



Committee Meetings

MONDAY 4 JULY 2016

TIME	MEETING DETAIL	ROOM
10:00 – 17:00	BJD Editorial Team Meeting	Executive 8
11:00 – 13:00	SAS Sub-committee	Executive 9
12:00 – 13:00	ISPD 2017 LOC	Executive 3
16:00 – 18:00	British Association of Dermatologists Officers	Executive 9
18:30 – 19:30	National Dermatology Trainee Committee	Hall 10

TUESDAY 5 JULY 2016

TIME	MEETING DETAIL	ROOM
07:30 – 08:30	British Society for Dermatopathology Exec Committee	Executive 1
08:00 – 08:30	The British Society of Cutaneous Allergy (BSCA) AGM	Hall 9
11:00 – 12:30	Dermatology Industry Group	Executive 1
12:00 – 14:00	Community Dermatology	Executive 4
12:05 – 12:30	British Society for Skin Care in Immunocompromised Individuals AGM	Hall 10b
12:30 – 14:30	ESCD2016 Committee	Executive 2
14:00 – 15:30	Health Informatics Sub-committee	Executive 8
15:30 – 16:30	Teachers of Undergraduate Dermatology	Executive 7
15:30 – 16:15	British Society for Dermatological Surgery AGM	Hall 5
15:45 – 16:15	British Society for Dermatopathology AGM	Hall 10a
16:00 – 17:00	Therapy & Guidelines Sub-committee	Executive 8
17:15 – 18:45	British Association of Dermatologists' AGM (Members Only)	Hall 1

WEDNESDAY 6 JULY 2016

TIME	MEETING DETAIL	ROOM
08:00 – 09:00	Skin Cancer Prevention Sub-committee meeting	Executive 8
08:00 – 09:00	BJD Editorial Board Meeting	Executive 7
08:30 – 10:30	British Skin Foundation Grants Advisory	Executive 5
09:00 – 11:00	British Society for Dermatological Surgery Committee	Executive 1
11:30 – 12:30	British Association of Dermatologists Officers	Executive 2
12:15 – 12:45	British Cosmetic Dermatology Group AGM	Hall 8a
12:30 – 13:30	British Society for Medical Dermatology Committee	Executive 8
13:00 – 14:00	British Association of Dermatologists' Executive Committee	Hall 8b
14:00 – 16:00	Clinical Experimental Dermatology	Executive 2
16:00 – 18:00	British Society for Investigative Dermatology Committee	Executive 7
16:30 – 17:00	British Teledermatology Society AGM	Hall 10
16:30 – 17:15	Historical Collection Sub-Committee	Executive 2

THURSDAY 7 JULY 2016

TIME	MEETING DETAIL	ROOM
07:15 – 08:15	British Society for Paediatric Dermatology Training Committee	Executive 1
08:30 – 09:30	Exhibitors' Meeting	Executive 2
08:30 – 09:30	UK DCTN Trial Prioritisation Panel	Executive 8
10:00 – 11:00	BADGEM Steering Group Meeting	Executive 7
11:45 – 12:15	British Photodermatology Group AGM	Hall 9
12:15 – 13:15	British Hair and Nail Society Committee	Executive 2
12:15 – 13:45	UK Dermatology Clinical Trials Network AGM	Executive 1
12:15 – 13:15	BADGEM Informatics sub-group meeting	Executive 7
15:30 – 17:00	British Photodermatology Group Committee	Executive 2
17:15 – 18:15	British Society for Paediatric Dermatology Committee	Executive 1

Monday 4 July Overview

MONDAY 4 JULY 2016

TIME	SESSION DETAIL	ROOM	INFORMATION
12:45 – 18:15	BSD Self-Assessment	Executive 2	Page 14
12:15 – 18:00	Trainee Pre-conference Session	Hall 5	Page 15
12:15 – 17:35	Staff & Associate Specialist Session	Hall 8a	Page 16

Mon 4 July



Trainee Session

Date: Monday 4th July
Time: 12:15-18:00
Room: Hall 5
Chairs: Dr Vincent Li and Dr David de Berker

PROGRAMME		
12:15 – 12:55	Lunch	Hall 5 Foyer
12:55 – 13:00		Welcome and Introduction Dr Vincent Li and Dr David de Berker
13:00 – 13:35	TPC01	Dermatopathology Quiz Dr Richard Carr
13.35 – 14.05	TPC02	Complex Medical Dermatology Dr Cameron Kennedy
14:05 – 14:50	TPC03	HIV and the Skin Professor Kieron Leslie
14:50 – 15:20	TPC04	Tips for Trainee Dermatological Surgeons Dr Richard Motley
15:20 – 15:30	TPC05	Trainee Update Dr Vincent Li
15:30 – 15:45	Break	Hall 5 Foyer
15:45 – 16:15	TPC06	Updates: Hair Disorders Dr Vicky Jolliffe
16:15 – 16:45	TPC07	Updates: Nail Disorders Dr David de Berker
16:45 – 17:15	TPC08	Cosmetic Dermatology Dr Tamara Griffiths
17:15 – 18.00	TPC09	The Next Step... Preparing to be a Dermatology Consultant Dr Clare Defty and Dr James Halpern
18:00 – 21:00		Trainee evening event @ All Bar One

Mon 4 July

NOTES



Tuesday 5 July Overview

TUESDAY 5 JULY 2016			
TIME	SESSION DETAIL	ROOM	INFORMATION
08:00 – 12:00	British Society of Cutaneous Allergy	Hall 9	Page 18-19
08:45 – 10:23	Clinicopathological Cases	Hall 1	Page 20
08:45 – 16:15	British Society for Dermatological Surgery	Hall 5	Page 21-23
09:00 – 12:30	British Society for Skin Care in Immunocompromised Individuals	Hall 10b	Page 24-25
10:30 – 11:00	Hot Topics	Exhibition	Page 67
10:40 – 10:55	Poster Presentations	Hall 4	Page 69
11:00 – 16:15	British Society for Dermatopathology	Hall 1	Page 26-27
12:15 – 13:00	Pharma Presentations	Exhibition Hall	Page 67
12:15 - 14:30	THESIS working lunch - open to all	Executive 7	Page 28
13:00 – 14:35	BSACI Guest Society Session	Hall 9	Page 29
13:00 – 14:30	Senior Skin Group	Hall 10b	Page 30
13:15 – 14:15	Dermatology Teachers	Hall 10a	Page 31
14:30 – 15:00	Hot Topics	Exhibition	Page 67
14:40 – 14:55	Poster Presentations	Hall 4	Page 69
15:00 – 15:30	Keynote Lecture: Professor Martin Cook	Hall 1	Page 32
15:30 – 16:30	Plenary Session	Hall 1	Page 32
16:30 – 17:00	Keynote Lecture: Professor Michael Veness	Hall 1	Page 32
17:15 – 18:45	AGM – BAD members only	Hall 1	
17:30 – 22:00	BADfest	Hall 4	Page 11

Tue 5 July



British Society for Cutaneous Allergy

Date: Tuesday 5th July

Time: 08:00-12:00

Room: Hall 9

Chair: Dr Jason Williams & Dr Donna Thompson
Dr Sarah Wakelin & Dr Graham Johnston

PROGRAMME

08:00 – 08:30		AGM
08:30 – 09:00		Prosser White Oration Translational Contact Dermatitis: From Bench to Clinic <i>Professor Thomas Rustemeyer (Amsterdam, The Netherlands)</i>
09:00 – 09:10	CD01	Eyelid dermatitis revisited: an evaluation of 231 patch test patients over a 3-year period <i>A. Lloyd-Lavery and S.M. Cooper</i>
09:10 – 09:20	CD02	Isocyanate contact dermatitis: an unusual occupational source of exposure <i>S.H. Foo and D.A. Thompson</i>
09:20 – 09:30	CD03	Dressings: an emerging source of acrylate contact allergy <i>A. Spencer, P. Gazzani and D.A. Thompson</i>
09:30 – 09:40	CD04	Perspectives on patch testing to pedometers, Perspex and other plastic products: inert acrylic plastics as a source of allergic contact dermatitis <i>A. Spencer, P. Gazzani and D.A. Thompson</i>
09:40 – 09:50	CD05	Twelve-year data of contact allergy to ethylenediamine dihydrochloride: is it time to update the British Society for Cutaneous Allergy baseline series? <i>S. Mirhadi and D.A. Thompson</i>
09:50 – 10:00	CD06	National U.K. patch testing data: what is the ideal proportion of the population that should be tested? <i>S. Keegan, B. Bhojru and A. Mughal</i>
10:00 – 10:10	CD07	Is there a role for standardizing contact allergy testing services in England? <i>S. Chinthapalli, S. Ziaj and K. Gibbon</i>
10:10 – 10:20	CD08	Photoinduced and photoaggravated allergic contact dermatitis due to methylisothiazolinone <i>D. Trokoudes, J. McFadden, R. Sarkany and P. Banerjee</i>
10:20 – 10:30	CD09	Contact allergy to adipic acid and phthalic anhydride <i>N. Bansal and D.A. Thompson</i>
10:30 – 11:00	Break	Exhibition Hall
11:00 – 11:20		Guest lecture Diagnosing Allergic Contact Dermatitis....the 'Friday' Method <i>Dr John McFadden (London)</i>
11:20 – 11:30	CD10	Patch testing in patients with reactions to red tattoo pigment <i>C. Fleming and P. Todd</i>
11:30 – 11:40	CD11	Azathioprine does not influence the patch test reactivity in contact dermatitis to weed parthenium <i>K. Verma, N. Bhari and G. Sethuraman</i>
11:40 – 11:50	CD12	Dermatology trainee contact dermatitis survey 2015 <i>D. Keith and J. Sansom</i>
11:50 – 12:00	CD13	Allergic contact dermatitis to limonene and linalool in ironing water <i>C. Duhovic and C. Reckling</i>

POSTERS

	CD14	Occupational allergic contact dermatitis to abacavir <i>A. Khalid and S. Ghaffar</i>
	CD15	A cautionary tale: history of a latex and rubber accelerator allergy misinterpreted as only latex allergy during a dental procedure <i>S. Gaikwad, R. Sabroe and C. Holden</i>
	CD16	Lichenoid oral eruption: a case of contact allergy to a cinnamon-flavoured toothpaste <i>A.R. Madineni and D.A. Thompson</i>
	CD17	Patch testing in pruritus ani and pruritus vulvae <i>M.-L. Lovgren, D. Torley and F.A. Campbell</i>
	CD18	Pigment-selective autoeczematization as a clue to allergic tattoo reactions <i>C. Fleming, J. Thomas, S.K. Chan and P. Todd</i>

Tue 5 July

British Society for Dermatological Surgery


Date: Tuesday 5th July
Time: 08:45-16:15
Room: Hall 5
Chairs: Dr Stephen Keohane & Dr Raj Mallipeddi
 Dr Vindy Ghura & Dr Chris Bower
 Dr Raj Mallipeddi

PROGRAMME		
08:45 – 08:52	DS01	Proposal for National Dermatology Surgery Safety Standards: development of a dermatology surgery standard operating policy with mandatory training of staff may be an important tool to prevent wrong-site surgery R. <u>Bhutani</u> , C. Machin, G. Stables, V. Goulden and A. Mitra
08:52 – 08:59	DS02	Dermatology surgery consent photo booklet enhances patient satisfaction N.R. <u>Arujuna</u> , L. Brendling and C. DeGiovanni
08:59 – 09:06	DS03	Preliminary data and the design of a new U.K.-wide trial (Rational MCC) comparing surgery vs. radiotherapy as the first definitive treatment for primary Merkel cell carcinoma C. Harwood, C. Yap, J. Marsden, O. Cassell, C. Corner, P. Lawton, M. Moncrieff, H. Peach, C. Proby, R. Blundred, S. Rodwell and N. <u>Steven</u>
09:06 – 09:13	DS04	Feasibility of a trial investigating the management of primary cutaneous squamous cell carcinoma (SCC): COventional vs. Mohs MIcrographic Surgery for high-risk SCC with or without Adjuvant Radiotherapy (COMMISSAR) E. <u>Kulakov</u> , R. Matin, C. Proby, C. Perrett, F. Ismail, J. Marsden and C. Harwood
09:13 – 09:20	DS05	Final outcomes for surgical management of dermatofibrosarcoma protuberans: a 10-year review of clinical practice in the U.K. A. <u>Durack</u> , S. Ratib, C.M. Proby, M.D. Gardiner, A. Jain, E. Craythorne, J. Marsden, C.A. Harwood and R.N. Matin
09:20 – 09:27	DS06	Microretrodermal axillary curettage effectively reduces axillary hyperhidrosis D. <u>Vakili</u> and D. <u>Baker</u>
09:27 – 09:34	DS07	miraDry®: a novel noninvasive permanent treatment for axillary hyperhidrosis S. <u>Nassar</u> , F. Teixeira, S. Punjabi, A. Charikida, B. Brazzini and A. Chu
09:34 – 09:41	DS08	The use of a novel 1-hour protocol for rapid frozen-section immunocytochemistry, in a case of squamous cell carcinoma treated with Mohs micrographic surgery K. <u>Sinha</u> , F. Ali, R. Patalay, R. Mallipeddi and G. Orchard
09:41 – 09:48	DS09	Advanced basal cell carcinomas treated by vismodegib and Mohs micrographic surgery: does neoadjuvant treatment have a role? S. <u>Brown</u> , D. Brass, N. Rajan, T. Oliphant, R. Plummer and J. Langtry
09:48 – 09:55	DS10	Factors associated with recurrence and metastasis in primary cutaneous squamous cell carcinoma of the pinna: a 3-year retrospective study and meta-analysis M. <u>Khan</u> , J. Stansfield and S. Khwaja
09:55 – 10:02	DS11	QUICK FIRE RECON The offset Z-plasty transposition flap: a useful option in cutaneous reconstruction S.-A. Ho and A. <u>Affleck</u>
10:02 – 10:09	DS12	QUICK FIRE RECON When less is more: effective outcomes of shorter single-arm advancement flaps with periosteal tacking sutures for medial canthal repair F.R. <u>Ali</u> and R. Mallipeddi
10:09 – 10:16	DS13	QUICK FIRE RECON Helical rim reconstruction utilizing a postauricular interpolation flap P.S. <u>Jayasekera</u> , L. Naysmith, T.J. Oliphant, C. Lawrence and J.A.A. Langtry
10:16 – 11:00	Break	Exhibition Hall
11:00 – 11:07	DS14	A multicentre study of patient-reported outcomes in relation to Mohs micrographic surgery across two tertiary centres in the U.K. V. <u>Prince</u> , S. Rai, N. Telfer and V. Ghura
11:07 – 11:14	DS15	Portable negative-pressure wound therapy for management of poorly healing wounds S. <u>Menzies</u> , E. McGrath, B. Wynne, P. Ormond and R. Barry
11:14 – 11:21	DS16	Long-term follow-up of imiquimod-treated lentigo maligna M. <u>Papanikolaou</u> and C.M. Lawrence

Tue 5 July

11:21 – 11:28	DS17	Perioperative antibiotics for patients with ulcerated skin cancers undergoing dermatological surgery in the U.K.: a nationwide survey of current clinical practice <i>A. Wernham, G. Fremlin, S. Verykiou, N. Harper, S.A. Chan, R. Abbott and R. Matin</i>
11:28 – 11:35	DS24	QUICK FIRE RECON Medial canthal webbing following skin cancer surgery reconstruction revised with Z-plasty in 14 patients <i>K. Kazmierczyk, T. Oliphant and J. Langtry</i>
11:35 – 11:42	DS25	QUICK FIRE RECON A turnover island pedicle flap as a single-stage novel reconstructive method of deep complex defects involving the nasal vestibule and ala <i>V. Prince and S. Rai</i>
11:42 – 11:49	DS20	Safe treatment of truncal compensatory hyperhidrosis with high-dose botulinum neurotoxin A over 5 years <i>N. Spierings and C. Harland</i>
11:49 – 11:56	DS21	Impact of a diagnostic biopsy on the management of patients with suspected basal cell carcinomas treated with Mohs micrographic surgery <i>A.P. Panthagani, E. Natafji, L. Naysmith and S. Rice</i>
11:56 – 12:03	DS22	World Health Organization surgical checklist in dermatological surgery: compliance, attitudes and barriers <i>T.M. Tian, L. Myers, P. Bogucki, A. Bray and D. de Berker</i>
12:03 – 12:10	DS23	Increasing trend of aggressive nonmelanoma skin cancer in a young population <i>A. Flynn, B. Wynne, P. Ormond and R. Barry</i>
12:10 – 12:17	DS18	Pulsed-dye laser and topical cantharidin for the treatment of recalcitrant cutaneous warts <i>P. Saraogi and V. Madan</i>
12:17 – 12:24	DS19	Carbon dioxide laser treatment for recalcitrant viral warts: a case series <i>Z. Laftah and S.J. Bashir</i>
12:24 – 12:31	DS26	Study to assess recurrence rates and patient satisfaction postradiotherapy for head and neck basal cell carcinomas <i>S. Momen, E. Craythorne and T. GuerreroUrbano</i>
12:31 – 13:30	Lunch	Exhibition Hall

FOCUS SESSION

13:30 – 14:15		The avoidance and management of common problems in dermatological surgery Dr Rupert Barry (Dublin, Ireland)
14:15 – 14:45		Guest Lecture Radiotherapy and my patient with skin cancer: Why and when should I refer them on to a Radiation Oncologist? <i>Professor Michael Veness (Sydney, Australia)</i> In the Australian setting of endemic skin cancer radiotherapy is a well-established non-surgical modality that is utilised in many patients with skin cancer. The clinical scenarios where radiotherapy may benefit a patient are varied and range from: as an alternative to surgery (e.g. nasal tip BCC, lower lip SCC), adjuvant treatment in patients with high-risk cancers (e.g. positive margin, presence of PNI) and in the palliative setting (incurable and elderly). An appreciation of when a patient should be sent to a radiation oncologist is important for all clinicians that manage these patients and can ultimately be of benefit to your patient. A series of clinical cases will be presented to illustrate the application of radiotherapy in skin cancer patients.
14:45 – 15:00	Break	Exhibition Hall
15:00 – 15:30		Keynote Lecture: Professor Martin Cook – Hall 1
15:30 – 16:15		AGM
16:30 – 17:00		Keynote Lecture: Professor Michael Veness – Hall 1

POSTERS

	DS27	Biopsies and incomplete excisions of melanoma in primary care: a review of our audits from 2006 to 2015 <i>P. Gurung, R. Raghunath, N.C. Chetty and J. Garioch</i>
	DS28	Mohs micrographic surgery is the required treatment for periocular microcystic adnexal carcinoma to maximize the possibility of tumour clearance <i>T. Mestre, T. Oliphant, C. Lawrence, E. Barnes, L. Clarke, J. Dickinson and J. Langtry</i>
	DS29	Mohs micrographic surgery for the treatment of vulval basal cell carcinoma <i>A. Abdul-Wahab, K. Sinha, E. Calonje, F. Lewis and E. Craythorne</i>
	DS30	Carcinoma of the distal nasal mucosa: beware the tip of the iceberg... <i>M. Ferguson, A. Affleck, S. Laverick and A. Evans</i>

DS31	Incidence and risk factors of blood splatter in dermatological surgery: need for full facial protection S. Aguilar-Duran, A. Panthagani, L. Naysmith and A. Holme
DS32	A systematic review of thoracic sympathectomy to treat facial blushing G. Girish, R.E. D'Souza, P. D'Souza and D. Baker
DS33	A rare case of melanoma presenting in the prostate A. Wernham, G. Fremlin, P. Naidoo and I. Zaki
DS34	Does formal dermoscopy training reduce the number needed to excise in melanoma treatment? A. Riding, T. Oliphant and K. Blasdale
DS35	The golden goddess of spices: a cure for Bowen disease? N. Harper, H. Saigal and S. Orpin
DS36	Feasibility analysis to evaluate the role of perioperative antibiotics in reducing infection rates in ulcerated skin cancers A. Wernham, G. Fremlin, S. Verykiou, N. Harper, S.A. Chan, R. Matin and R. Abbott
DS37	Mohs micrographic surgery: the patient experience A. Flynn, B. Wynne, P. Ormond and R. Barry
DS38	Hair transplantation to repair the eyebrow following Mohs micrographic surgery of basal cell carcinoma of the forehead and eyebrow T.W. Siah, T. Oliphant and J. Langtry
DS39	Public awareness of skin cancer: results of a large national survey in Ireland S. Menzies, H. Forristal, C. Hennessy, L. Yeates and P. Ormond
DS40	Factors predicting complex repair following skin cancer excision D. Keith, P.K. Walker-Smith, H. Skalsky and A. Bray
DS41	Squamous cell carcinoma developing shortly after treatment with vismodegib in a patient with multiple basal cell carcinomas P. Babakinejad, D. Jain, A. Bhat and M. Vatve
DS42	Electrosurgical resurfacing of rhinophyma: long-term follow-up, surgical outcomes and patient satisfaction M. Papanikolaou, T. Mestre, T. Oliphant, C.M. Lawrence and J. Langtry
DS43	Assessment of the efficacy of follicular unit extraction in the treatment of stable vitiligo: a pilot study M. Thomas
DS44	Synchronous melanoma in patients with primary cutaneous malignant melanoma F.C. Kreeshan and K. Blasdale
DS45	Diagnostic accuracy in pigmented lesions: further supportive evidence for consultant-led dermatology skin cancer services A. Brown and E.J. McGrath
DS46	Complications in dermatological surgery: a single-centre experience A. Khoo and E. Tan
DS47	Patient-reported outcomes and experience of Mohs surgery: a questionnaire study O. Hameed, C. Archer and S. Felton
DS48	What comes through the Mohs clinic door? F. Ferguson, Z. Yiu, V. Madan, N. Telfer and V. Ghura
DS49	A literature review assessing the benefit of sentinel lymph node biopsy in thin melanomas H. Riyat
DS50	Multiple basal cell carcinomas arising within port-wine stains in patients treated with thorium X G.A. Fremlin, A. Wernham, R. Muc, P. Colloby, I. Zaki and H. Al-Rawi
DS51	Multiple basal cell carcinomas of the nose treated by Mohs micrographic surgery in the same session and reconstruction of the resulting defects P.S. Jayasekera, T.J. Oliphant and J.A.A. Langtry
DS52	Developing a Mohs micrographic surgery service: lessons learnt in the first 5 years A. Zografou, E. McGrath and C. Bower
DS53	Following up patients with cutaneous squamous cell carcinoma: 5-year data from a tertiary university centre M. Papanikolaou, C.M. Lawrence, C. Blasdale and P.J. Hampton
DS54	The effect of a pigmented lesion clinic in the Mid-West of Ireland on melanoma diagnosis and management M. Lynch, E. Tierney, L. Roche, J. Quigley, M. Farsi, B. Ramsay, C. Hackett and K. Ahmad
DS55	Intraoral laser hair removal: can we call it permanent? S. Sanyal and A. Abdullah
DS56	Excision of nonmelanoma skin cancers overlying an arteriovenous fistula E. O'Brennan and A. Affleck

The poster viewing session will take place between 12:45 and 13:15 on Tuesday 5th July



British Society for Skin Care in Immunocompromised Individuals

Date: Tuesday 5th July
Time: 09:00 – 12:30
Room: Hall 10b
Chairs: Dr David Paige
 Dr Helen Ramsay

Tue 5 July

PROGRAMME		
09:00 – 09:05		Welcome & Introduction by Professor Charlotte Proby
		INTERACTIVE CASE DISCUSSION with Expert panel Dr John Lear, Dr Nilesh Morar, Dr Conal Perrett and Prof Catherine Harwood.
09:05 – 09:10	BI01	Cutaneous phaeohyphomycosis caused by <i>Biatrispora mackinnonii</i> in a renal transplant recipient H. Leeman, T. Bicanic, J. Popoola, C. Kaur and M. Singh
09:10 – 09:15	BI02	Cutaneous malakoplakia in an immunosuppressed patient S. Nasir, V. Van De Velde, M. Sheaff, R. Cerio, C. Nic Fhogartaigh, V. Jolliffe and C. Harwood
09:15 – 09:20	BI03	Fatal disseminated cowpox virus infection in an immunosuppressed adolescent P. Gazzani, J.E. Gach, L. Newell, I. Colmenero, J. Martin, H. Morton and D.V. Milford
09:20 – 09:25	BI04	Cutaneous squamous cell carcinoma and warts in severe combined immune deficiency: a role for human papillomavirus vaccination? B. Thomas, E. Morris, C. Booth, A. Thrasher, K. Purdie, C. Harwood and S. Burns
09:25 – 09:30		Discussion time
09:30 – 09:35	BI05	Beware the rare mimicker: squamoid eccrine ductal carcinoma in a renal transplant recipient J. Thomson, R. Mokbel, D. Markiewicz, G. Moir, R. Cerio and C. Harwood
09:35 – 09:40	BI06	Post-transplant lymphoproliferative disorders presenting in the skin in renal transplant recipients A. Lloyd-Lavery, R.G. Asher, R. Turner, O. Espinosa, W. Perkins and R.N. Matin
09:40 – 09:45	BI07	Jejunal perforation: an unusual presentation of metastatic cutaneous squamous cell carcinoma in an immunosuppressed patient R.M. Fisher, D. Warnapala, N. Hitchen, J. Dua, A. Freebairn and P. Pratsou
09:45 – 09:50	BI08	Catastrophic cutaneous carcinogenesis in a renal transplant recipient J. Thomson, J. Kentley, K. Bhargava, J. McGregor, G. Moir and C. Harwood
09:50 – 10:00		Discussion time
10:00 – 10:30	BIGL	Guest Lecture – Introduced by Professor Catherine Harwood Immunological factors that influence post-transplant skin cancer risk Dr Paul Harden (Oxford)
10:30 – 11:15	Break	Exhibition Hall
11:15 – 11:20	BI09	Use of biological therapy for treatment of psoriasis in HIV: a review of the evidence P. Doiron, N. Morar and C. Bunker
11:20 – 11:25	BI10	Severe and refractory psoriasis associated with myelodysplastic syndrome Z. Laftah, A.G. Kulasekararaj, G.J. Mufti, A.W.P. du Vivier and T.N. Basu
11:25 – 11:30	BI11	Graft-versus-host disease or Stevens–Johnson syndrome? Diagnostic challenges in haematopoietic stem cell transplant recipients Z. Shukur, H. de Lavallade, V. Potter, A. Pagliuca, G. Mufti, D. Creamer and T.N. Basu
11.30 – 11.35		Discussion time
11:35 – 11:45	BI12	Intralesional bleomycin for the treatment of recalcitrant verrucae vulgaris: treatment technique and results from a U.K. centre P. Gazzani and A. Martin-Clavijo
11:45 – 11:55	BI13	Patient evaluation of a dedicated dermatology service for stem cell transplant recipients using the Outcomes and Experiences Questionnaire R.N. Matin, A. Peniket, T. Littlewood, R. Danby and E. Gibbons
11:55 – 12:05	BI14	Induction of antihuman papilloma virus immunity by microwave treatment of skin. M. Ardern-Jones, A. Lee, W.C. Lim, D. Holbrook, N. Savelyeva, P. Thomson, C. Webb, M. Polak and I. Bristow
12:05 – 12:30		AGM

POSTERS

BI15	A chronic wound in the setting of sclerodermoid graft-versus-host disease and radiation necrosis <u>S. Menzies</u> , C. Healy, M. McMenamin and R. Barry
BI16	Actinic cheilitis in a transplant patient successfully treated with 5% imiquimod <u>N. Spierings</u> and C. Harland
BI17	Two cases of lymphoma occurring during fumaric acid ester treatment of psoriasis <u>O. Molloy</u> , A. Lally, A.J. McCarthy and B. Kirby
BI18	Florid disseminated cutaneous histoplasmosis as initial presentation of HIV L. Curran, <u>E. Ong</u> and M. Nelson
BI19	Cutaneous tuberculosis and HIV co-infection: a case series <u>M. Fitzgerald</u> , C.B. Bunker, A. Pozniak and N. Morar
BI20	Primary cutaneous T-cell lymphoma post-transplant: a rare disorder and an even rarer presentation <u>B. Meeajun</u> , H. Rizvi, C. Harwood and J. McGregor
BI21	Sun protection advice for patients with inflammatory bowel disease prescribed immunosuppressants <u>L. Burfield</u> , A. Honan and A. Clarke
BI22	Lyme borreliosis in a patient on tocilizumab: a case report <u>D. Tabor</u> and Sally McCormack
BI23	Subcutaneous mycosis caused by the rare pathogen <i>Roussioella percutanea</i> following treatment for vascular rejection <u>R. Anand</u> , B. Flower, J. Olsburgh, A. Brown and M. Dimitrios
BI24	The diverse spectrum of cutaneous cryptococcus infections after solid organ transplantation <u>R. Mokbel</u> , V. Van Der Velde, J. McGregor, A. Lock, C. Harwood and M. Ameen
BI25	Cryptococcosis presenting with cutaneous exophytic nodules in a renal transplant patient <u>L. Florence</u> , M. Purcell, I. Logan, A. Chu and N. Duncan
BI26	Acquired epidermodysplasia verruciformis in a lung transplant recipient <u>M.-L. Lovgren</u> , M. Gangopadhyay, A.D. Burden and L.J. Mackintosh
BI27	Subcutaneous phaeohyphomycosis secondary to <i>Alternaria</i> species in a renal transplant patient <u>J. Carr</u> , P. Gazzani, H. Morton and F. Shah
BI28	Beware the swollen leg: HIV related Kaposi sarcoma <u>B. Ganatra</u> , S. Krishna and J. Natkunarajah
BI29	Rash and eosinophilia in a transplant patient <u>R.S. Rashid</u> , A. Bardhan and I. Ahmed
BI30	Reactivation of latent tuberculosis on ustekinumab treatment for psoriasis: a case of tuberculosis peritonitis <u>L. Roche</u> , M. Lynch, K. Ahmad, C. Hackett and B. Ramsay
BI31	Aseptic splenic abscesses in association with pyoderma gangrenosum and inflammatory bowel disease <u>G. Wali</u> , D. O'Driscoll, H. Al-Hasani, J. Simmons, A. Chan, P. Pratsou and H. Malhomme de la Roche
BI32	Delayed ibrutinib-induced acute eczema with positive challenge <u>E. Poyner</u> , M. Szubert and A. Carmichael

Tue 5 July

The poster viewing session will take place during the morning coffee break on Tuesday 5th July

Date: Tuesday 5th July
Time: 11:00-16:15
Room: Hall 1
Chairs: Dr Paul Craig & Dr Asok Biswas

Tue 5 July

PROGRAMME		
11:00 – 11:05		Introduction and comments on posters
11:05 – 11:50		<p>Joint BAD/BSD Neil Smith Lecture Does terminology matter in the management of melanocytic lesions. <i>Professor Martin Cook (Guildford, UK)</i></p> <p>Terminology for melanocytic lesions is poorly defined and confusing and yet reports and presentations usually assume a common understanding of the various terms. In practice one person's dysplastic naevus is another's compound naevus. Even melanoma is spoken of as though it were one entity refined only by thickness and mitoses. In contrast as a pathologist, it seems almost as though each melanoma is a distinct entity in itself, because of the considerable variation. Some classification into nodular SSM, ALM and LMM is used commonly but it seems to have little influence on management decisions. Should these classifications be maintained or should we rely on a molecular signature?</p> <p>The area of most confusion lies with terminology associated with spitzoid, blue and deep penetrating naevi as well as the ubiquitous dysplastic naevus. The observer agreement is poor and prognostic accuracy is unreliable and therefore management decisions variable. There is scope for much improvement in all these areas and achieving that should be a reasonable expectation.</p>
11:50 – 12:51	Lunch	Exhibition Hall
12:51 – 13:00	DP01	<p>Expression of programmed death-1 in cutaneous malignant melanoma and its prognostic significance <i>B. Sim and S. Elsheikh</i></p>
13:00 – 13:09	DP02	<p>Spectrum of granuloma annulare: a retrospective clinicopathological study <i>P. Saraogi, U. Khopkar and S. Mahajan</i></p>
13:09 – 13:18	DP03	<p>Malignant melanotic schwannian tumour: when it is just not quite right for melanoma <i>K. Semkova and E. Calonje</i></p>
13:18 – 13:27	DP04	<p>Review of the histology in cases of clinically diagnosed lichen sclerosus et atrophicus <i>S. McCarthy, N. McEoin, M. O'Driscoll, R. O'Connor, C.H. Heffron and M. Murphy</i></p>
13:27 – 13:36	DP05	<p>Pilar neurocristic hamartoma of the scalp: a case series <i>N. Mansoor, K. Han, R. Hambly, N. Ralph, K. Cronin, N. Mulligan and F.J. Moloney</i></p>
13:36 – 13:45	DP06	<p>Lymphoepithelioma-like carcinoma of the skin: a diagnosis to consider in the tumour clinic <i>M.E. Farrugia, S.J.R. Allan, L. Naysmith, A. Patel, M.E. Mathers and S.J. Fraser</i></p>
13:45 – 13:54	DP07	<p>Granulomatous dermatitis: a novel cutaneous side-effect of vemurafenib <i>E. Ong, R. Sinha and L. Fearfield</i></p>
13:54 – 14:03	DP08	<p>Neuroendocrine carcinoma <i>in situ</i> in association with bowenoid epidermal dysplasia and squamous cell carcinoma <i>Y.W. Tsang, S. Taibjee, J. Carter and R. Carr</i></p>
14:03 – 14:09	DP09	<p>The evolution of histopathological changes in dermatitis artefacta <i>D. O'Callaghan, D. Markiewicz, S. Shinhmar and A. Bewley</i></p>
14:09 – 14:15	DP10	<p>Two cases of panniculitis secondary to alpha-1-antitrypsin deficiency <i>E. Storan, S. O' Gorman, L. Aalto, A. Murphy and T. Markham</i></p>
14:15 – 14:21	DP11	<p>Gryzbowski syndrome redefined: are we missing the bigger picture? <i>K. Semkova, H. Cooper, S. Gamboni and E. Calonje</i></p>
14:21 – 14:27	DP12	<p>Angioinvasive lymphomatoid papulosis: a rare subtype easily mistaken for a high-grade angioinvasive lymphoma <i>P. Trehan, A. Bakshi, M. Walsh and R. Azurdia</i></p>
14:27 – 15:00	Break	Exhibition Hall
15:00 – 15:30		Keynote Lecture: Professor Martin Cook – Hall 1
15:45 – 16:15		AGM – Hall 10a

Wednesday 6 July Overview

WEDNESDAY 6 JULY 2016			
TIME	SESSION DETAIL	ROOM	INFORMATION
07:30 – 08:30	Christian Medical Fellowship Breakfast	Executive 2	
07:45 – 08:30	LEO Pharma Sponsored Symposium	Hall 10	Page 34
07:45 – 08:30	Celgene Sponsored Symposium	Hall 9	Page 35
08:30 – 12:25	Plenary session - Medical Dermatology	Hall 1	Page 36
08:45 – 12:45	British Cosmetic Dermatology Group	Hall 8a	Page 37
10:30 – 10:50	Hot Topics	Exhibition	Page 67
10:30 – 10:50	Poster Presentations	Hall 4	Page 69
11:00 – 12:30	International Psoriasis Council – Meet the expert	Hall 5	Page 38
11:00 – 12:30	Improving Patient Wellbeing and Outcomes	Hall 9	Page 39
13:00 – 14:00	La Roche-Posay Sponsored Symposium	Hall 9	Page 40
13:00 – 14:00	Lilly Sponsored Symposium	Hall 10	Page 41
13:00 – 14:00	Sanofi Genzyme Sponsored Symposium	Hall 5	Page 42
14:00 – 15:15	Scientific Session – submitted papers	Hall 1	Page 43
14:00 – 15:30	British Society for Investigative Dermatology - open to all	Hall 8a	Page 44
14:30 – 17:25	Psychodermatology	Hall 5	Page 45-46
14:30 – 15:45	Historical Symposium	Hall 9	Page 47-48
14:30 – 17:00	British Tele dermatology Society	Hall 10	Page 49
15:30 – 16:00	Hot Topics	Exhibition	Page 67
15:30 – 15:50	Poster Presentations	Hall 4	Page 69
16:00 – 16:15	Presidents Address – Dr Nick Levell	Hall 1	Page 50
16:15 – 16:45	Keynote Lecture: Professor Kieron Leslie	Hall 1	Page 50
16:45 – 17:45	Plenary Session	Hall 1	Page 50
17:45 – 18:15	Keynote Lecture: Professor Donald Leung	Hall 1	Page 50
18:15 – 19:00	Sobi Sponsored Symposium	Hall 9	Page 51
18:15 – 19:00	Bristol Myers Squibb Sponsored Symposium	Hall 10	Page 52



Plenary Session – Medical Dermatology & Submitted Papers

Date: Wednesday 6th July
Time: 08:30 – 12:25
Room: Hall 1
Chairs: Dr Shikha Gupta & Dr Andrew Carmichael
 Dr Ian Coulson & Dr Mike Ardern-Jones

PROGRAMME		
08:30 – 08:45	O01	Patterns of biological therapy use in the management of psoriasis: cohort study from the British Association of Dermatologists Biologic Interventions Register (BADBIR) I.Y.K. Iskandar, R.B. Warren, I. Evans, K. McElhone, C.M. Owen, A.D. Burden, C.H. Smith, N.J. Reynolds, D.M. Ashcroft and C.E.M. Griffiths
08:45 – 09:10	MD01	Pathophysiology and therapy of rosacea: new developments Prof Martin Steinhoff (Dublin, Ireland)
09:10 – 09:25	O02	Medication beliefs are associated with medication adherence in patients with psoriasis using systemic therapies: findings from the Investigating Medication Adherence in Psoriasis (iMAP) study R.J. Thorneloe, C.E.M. Griffiths, R. Emsley, D.M. Ashcroft and L. Cordingley
09:25 – 09:40	O03	The primary care management of hidradenitis suppurativa (HS) in the UK: an evaluation of patient pathways and healthcare resource use using The Health Improvement Network (THIN) database A. Bewley, B. Malcolm and Prashanti Shah
09:40 – 10:05	MD02	What's New in Acne Dr Alison Layton (Harrogate)
10:05 – 10:50	Break	Exhibition Hall
10:50 – 11:05	O04	The Patient-Oriented Eczema Measure Of Eczema Severity In Young Children: Responsiveness And Minimal Clinically Important Difference D.M. Gaunt, C. Metcalfe and M. Ridd
11:05 – 11:30	MD03	Oral mucosal matters Dr Jane Setterfield (London)
11:30 – 11:45	O05	Doxycycline versus prednisolone for initial treatment of bullous pemphigoid – a pragmatic non-inferiority randomized controlled trial H. Williams, F. Wojnarowska, G. Kirtschig, J. Mason, T. Godec, E. Schmidt, J. Chalmers, M. Childs, S. Walton, K. Harman, A. Chapman, D. Whitham, A. Nunn and UKDCTN BLISTER Study Group
11:45 – 12:00	O06	Preliminary results of a randomised controlled trial of silk therapeutic clothing for the management of eczema in children (CLOTHES Trial) K.S. Thomas, L.E Bradshaw, J. Batchelor, S. Lawton, E. Harrison, A. Ahmed, R.H. Haines, T. Dean, N.P. Burrows, I. Pollock, H. Buckley, H.C. Williams, E.J. Mitchell, F. Cowdell, S.J. Brown, T.H. Sach and A.A. Montgomery
12:00 – 12:25	MD04	Answers to alopecia Dr Matthew Harries (Manchester)

Wed 6 July

British Cosmetic Dermatology Group – Facial Rejuvenation

Date: Wednesday 6th July
Time: 08:45 – 12:45
Room: Hall 8a
Chair: Dr Sean Lanigan

PROGRAMME

08:45 – 08:50		Introduction – Dr Sean Lanigan (Birmingham)
08:50 – 09:10	BCGL1	How to start cosmetic rejuvenation procedures. Dr Nisith Sheth (London)
09:10 – 09:30	BCGL2	Ageing of the face Dr Richard Barlow (London)
09:30 – 09:40	BC01	Liquid topical acrylate skin adhesive for treatment of a bleeding infantile haemangioma R. Urwin and R. Sheehan-Dare
09:40 – 9:50	BC02	Carbon dioxide laser ablation of dermatosis papulosa nigra: high patient satisfaction and few complications in patients with pigmented skin F.R. Ali, J.E. Ferguson and Vishal Madan
09.50- 10:10	BCGL3	Thread lifting for facial rejuvenation Dr Bav Shergill (Brighton)
10:10 – 11:00	Break	Exhibition Hall
11:00 – 11:10	BC03	Granuloma annulare-like response to mesotherapy R. Nalluri and T. Griffiths
11:10 – 11:20	BC04	A study of combined use of microneedling and platelet-rich plasma on acne scars S. Vongumalli and M.L. Midde
11:20 – 11:40	BCGL4	Side Effects of Aesthetic procedures Dr Sweta Rai (London)
11.40 - 12.00	BCGL5	Neocollagenesis with injectables Dr Nick Lowe (London)
12:00 – 12:15		Questions and Discussion
12:15 – 12:45		AGM

POSTERS

	BG05	Topical monobenzylether of hydroquinone for depigmentation of extensive vitiligo: a retrospective cohort study of 53 cases W. Alwan, E. Sern-Ting Tan and R. Sarkany
	BG06	Erbium:yttrium aluminium garnet laser treatment of multiple facial trichoepitheliomata in a patient with type VI skin R. Urwin and R. Sheehan-Dare
	BG07	Spiny keratoderma of the palms treated with erbium:yttrium aluminium garnet ablation R. Urwin and R. Sheehan-Dare
	BG08	Delayed granulomatous reaction to dermal fillers treated with intralesional triamcinolone and oral minocycline C. Duhovic and E. Duarte-Williamson

The poster viewing session will take place during the morning coffee break on Wednesday 6th July

Wed 6 July

Improving Patient Wellbeing and Outcomes

Date: Wednesday 6th July
Time: 11:00-12:30
Room: Hall 9
Chairs: Professor Celia Moss & Diana Perry

PROGRAMME		
11:00 – 11:05		Welcome and Introduction Prof Celia Moss
11:05 – 11:35		Information <i>The doctor-PSG relationship - how to pull together</i> Dr Veronica Kinsler Dermatologist <i>I'm still me</i> Elizabeth Allen - British Association of Skin Camouflage Patient <i>Why contact a Patient Support Group?</i> Mandy Aldwin - Ichthyosis Support Group PSG rep
11:35 – 12:05		Impact <i>More Than Skin Deep</i> Dr Susannah Baron Dermatologist <i>Negative and positive influences of social media - Dr Google - validity of the information online!</i> Diana Perry - Ectodermal Dysplasia Society PSG rep <i>A personal experience of alopecia and the role of the PSG in improving a patient's well-being</i> Amy Johnson – Alopecia UK Patient
12:05 – 12:25		Interaction Q & A and Audience participation
12:25 – 12:30		Closing Remarks From Session Chairs

Wed 6 July

NOTES

Sponsored Symposium: La Roche-Posay

Date: Wednesday 6th July
Time: 13:00 – 14:00
Room: Hall 9
Chair: Dr Robert Sarkany



UV: Science, psychology and society

PROGRAMME

	Welcome and introduction Dr Robert Sarkany (London)
13:00 – 13:15	Mechanisms of photocarcinogenesis Dr Hiva Fassihi (London)
13:15 – 13:30	Photoprotection: What should we be telling our patients? Dr Robert Sarkany (London)
13:30 – 13:55	A social history of UV light Dr Tanya Woloshyn (Coventry)
13:55 – 14:00	Discussion, questions and answers Panel of speakers, facilitated by Dr Robert Sarkany (London)

LA ROCHE-POSAY ANTHELIOS XL

Very high sun protection, specifically designed for sensitive skin.

Over the last 30 years, La Roche-Posay has developed unique expertise in sun protection and established its pioneering Anthelios range offering very high UVA/UVB protection, as the «go-to» sun protection range for sensitive skin. **Anthelios XL Cream SPF50+** has been reformulated to contain Baicalin, an anti-oxidant.

NOTES

Wed 6 July

Psychodermatology UK

Date: Wednesday 6th July
Time: 14:30 – 17:25
Room: Hall 5
Chairs: Dr Andrew Affleck
 Dr Janet Angus & Dr Susannah Baron

PROGRAMME

14:30 – 15:00	PSGL1	Guest Lecture Mindfulness meditation and psoriasis <i>Professor Brian Kirby (Dublin, Ireland)</i>
15:00 – 15:10	PS01	Evaluation of the IMPACT study practitioner training intervention: using motivational interviewing to optimize self-management in psoriasis <i>A. Chisholm, P.A. Nelson, A.J. Littlewood, K. Kane, C. Pearce, A.L. Henry, R. Thorneloe, M. Hamilton, J. Lavallee, M. Lunt, C.E.M. Griffiths, L. Cordingley and C. Bundy</i>
15:10 - 15:20	PS02	Obesity, low mood, negative beliefs about illness and severity of psoriasis are linked to dysfunctional eating patterns <i>C. Bundy, C. Pearce, J. Sergent and C.E.M. Griffiths</i>
15:20 - 15:30	PS03	A survey of sleep disturbance in psoriasis <i>A.L. Henry, S.D. Kyle, A. Chisholm, C.E.M. Griffiths and C. Bundy</i>
15:30 – 16:15	Break	Exhibition Hall
16:15 – 16:25	PS04	Acceptance and resilience in chronic skin disease: a pilot observational study <i>A. Affleck and P. Bell</i>
16:25 – 16:35	PS05	'Not only skin deep': an evaluation of a pilot psychodermatology service in an Irish hospital <i>L. Murphy, E. Moran, J. Wilson O'Raghallaigh, L. Power, M. Cannon and M. O'Kane</i>
16:35 – 16:45	PS06	Psychological distress in patients with hidradenitis suppurativa <i>S. Kirthi, R. Hellen, R. O'Connor, M. Connolly and A.-M. Tobin</i>
16:45 – 16:55	PS07	The combined approach to treating atopic dermatitis <i>C. George, M. Culhane, J. Hutton, M. Turner, C. Bridgett and S. Walsh</i>
16:55 – 17:05	PS08	Mindfulness for eczema: a review of a small pilot group <i>L. Hankinson, D. O'Driscoll and H. Malhomme De La Roche</i>
17:05 - 17:15	PS09	A case series of acne excoriée: are we scratching the surface? <i>H. Cordey and A. Affleck</i>
17:15 – 17:25	PS10	What's that smell? <i>G. Fremlin, K. Martin and J.M.R. Goulding</i>

POSTERS

	PS11	Colour your judgement purple to avoid missing a rare diagnosis <i>A. Wernham, G. Fremlin and S. Orpin</i>
	PS12	Development and evaluation of the IMPACT programme patient resources to increase understanding of psoriasis and its management: a mixed-methods feasibility study <i>P.A. Nelson, K. Kane, C.J. Pearce, C. Bundy, A. Chisholm, R. Hilton, R. Thorneloe, H.S. Young, C.E.M. Griffiths and L. Cordingley</i>
	PS13	'Patient', 'client' or 'service user'? A survey of preferred terms of address among those attending dermatology clinics. <i>M. Anyasodor and A. Bewley</i>
	PS14	Utility of patient-reported outcome measures in nonmelanoma skin cancers <i>G. Wali, E. Gibbons, T. Mackenzie, W. Perkins, J. Reed, R. Turner and R. Matin</i>
	PS15	'The crucified patient': dermatitis artefacta presenting with cruciform ulceration and deafness <i>L. Roche, M. Lynch, K. Ahmad, C. Hackett, S. Ryan, J. Devlin and B. Ramsay</i>
	PS16	A rare case of delusional infestations by proxy in two adults <i>S. Shinhmar, R. Taylor and A. Bewley</i>
	PS17	Occupational notalgia paraesthetica: the curse of being tall <i>P. Falkner and A. Ahmed Mughal</i>
	PS18	Histological findings in dermatitis artefacta: a case series review <i>D. O'Callaghan, D. Markiewicz, E. Blakeway, S. Shinhmar and A. Bewley</i>
	PS19	A psychodermatology patient with a multitude of psychological comorbidities <i>T. Tanev and A. Bewley</i>


Wed 6 July



Historical Symposium

Date: Wednesday 6th July
Time: 14:30 – 15:45
Room: Hall 9
Chair: Dr Frances Humphreys

PROGRAMME

14:30 – 14:42	H01	The medicalization of workhouses in the 18th and 19th centuries and the development of facilities for paupers with venereal disease and ‘the itch’ <u>D.J. Gawkrödger</u>
14:42 – 14:54	H02	Soliman’s Water to Kligman’s Formula: skin bleaching through the ages <u>D. Tabor</u> and M. Tidman
14:54 – 15:06	H03	‘The largest mass poisoning of a population in history’ <u>M. Cheesbrough</u>
15:06 – 15:18	H04	The ultimate misdiagnosis: witches’ marks and dermatology in the 17th century <u>L. Nemazee</u> , R.B. Warren and A.C. Foulkes
15:18 – 15:45	HGL	 <p>Guest Lecture Lesions, landscapes and locales: the topography of skin in the nineteenth century <i>Professor Jonathan Reinarz (Birmingham)</i></p> <p>The study of skin is among the most visual of medical specialties, and skin atlases are among the most visually compelling medical publications. The latter date from the emergence of nineteenth-century specialist skin hospitals in Europe. In this talk Professor Jonathan Reinarz, Director of the History of Medicine Unit, will explore the visual representation of skin diseases, drawing from a number of ground breaking texts from the Cadbury Research Library at the University of Birmingham. Besides tracing the development of this medical speciality over the nineteenth century through images from works by Robert Willan, Jean-Louis Alibert, Thomas Bateman, Pierre Rayer and Henry Radcliffe Crocker, among others, he will end by describing the emergence of specialist care for skin diseases in late-Victorian Birmingham.</p>

POSTERS

	H05	The history of Merkel cell carcinoma <u>R.S. Rashid</u> and A. Ilchyshyn
	H06	The King’s Evil <u>S. Winters</u> and P.D. Yesudian
	H07	Henri Gougerot: the arbiter of French dermatology <u>N. Natafji</u> , S. Ball and A. Panthagani
	H08	Touching on the life and legacy of Friedrich Sigmund Merkel (1845–1919) <u>D. Tabor</u> and M. Tidman
	H09	Father Damien: the saint of lepers and pioneer of leprosy treatment <u>K.E. Davies</u> and P.D. Yesudian
	H10	‘Il sorriso di un bambino guarito ha un valore inestimabile’. The life and work of Ferdinando Gianotti (1920–1984), a pioneer in paediatric dermatology <u>H. Saigal</u> and S. Orpin
	H11	Skin disease and the emotion disgust: an historical perspective <u>S. Moschogianis</u> , S. McKie, R. Elliott and E. Kleyn
	H12	The tan: a golden or aged concept? <u>R.M. Fisher</u> and S.I. Goolamali
	H13	Robert Cranston Low: artist and scientist <u>R. Jones</u> and J.A.A. Hunter
	H14	2016: a skin odyssey <u>J. Clowry</u> , E.N. Dhonncha and S. Field
	H15	‘But what is the black spot captain?’ I asked. ‘That’s a summons mate’ <u>N. Dinani</u> , E. McNulty-Brown and P. Coburn
	H16	Peeling back the years: a history of chemical peels <u>O. Orekoya</u> , B. Oremule and T. Hanna
	H17	The ‘Reading’ bacillus: a serendipitous discovery during the First World War <u>R.M. Fisher</u> , H. Malhomme and T. Smith

Wed 6 July

British Teledermatology Society

Date: Wednesday 6th July

Time: 14:30 – 17:00

Room: Hall 10

Chair: Dr Saul Halpern

PROGRAMME

14:30 – 14:45		Welcome Introduction Dr Saul Halpern Teledermatology 2016
14:45 – 14:57	BT01	Picture this: a local acute teledermatology service <u>A. Lock</u> , S. Ziaj, J. Gale, A. Gulati, S. Chinthapalli, S. Nasir, R. Mokbel, M. Sommerlad and R. Goiriz
14:57 – 15:09	BT02	A study evaluating the use of smartphones to photograph patients by U.K. dermatologists <u>H. Alexander</u> and S. Halpern
15:09 – 15:21	BT03	Teledermatology to triage 2-week-wait referrals: a 'real-world' pilot study using an iPhone 5S <u>T. Nelson</u> , I. Pearson and J. Hickey
15:21 – 15:33	BT04	Teledermatology using National Health Service e-Referral: streamlining patient pathways C. Charman and <u>Y. Al-Nuaimi</u>
15:33 – 15:45	BT05	An innovative role of the teledermatology service: tracking an outbreak of atypical hand, foot and mouth disease in the community <u>A. Lloyd-Lavery</u> , M. Lin, R. Turner and T. McPherson
15:45 – 16:00	Break	Exhibition Hall
16:30 – 17:00		AGM



www.teledermatology2016.com

Wed 6 July

Plenary Session

Date: Wednesday 6th July
Time: 16:00-18:15
Room: Hall 1
Chairs: Dr Nick Levell & Dr Ruth Murphy

PROGRAMME

16:00 – 16:15		Presidents Address Dr Nick Levell
16:15 – 16:45		Keynote Lecture - Introduced by Dr Nick Levell Hot Ice, me thinks: all you need to know about autoinflammation as explained by William Shakespeare <i>Professor Kieron Leslie (San Francisco, USA)</i> Autoinflammation is characterised by aberrant regulation of the innate immune system and often manifests as periodic fevers and systemic inflammation involving multiple organs, including the skin. Mutations leading to abnormal behaviour or activity of the interleukin 1 beta (IL-1 β)-processing inflammasome complex have been found in several rare autoinflammatory syndromes, for which anticytokine therapy such as IL-1 or tumour necrosis factor- α inhibition may be effective. It is becoming clear that features of autoinflammation also affect common dermatoses, some of which were previously thought to be solely autoimmune in origin (e.g., vitiligo, systemic lupus erythematosus). Recognizing the pathogenetic role of autoinflammation can open up new avenues for the targeted treatment of complex, inflammatory dermatoses. 2017 is the 400th anniversary of William Shakespeare's death; analysis of his writings suggest that he may have predicted autoinflammatory disorders 382 years before modern medical science described them.
16:45 – 17:05	IL4	Invited Lecture Itch: Molecular mechanisms and new therapies Professor Martin Steinhoff (Dublin, Ireland)
17:05 – 17:25	IL5	Invited Lecture The Next Revolution: Computational Biology and the Skin Dr Stephen Smith (Cambridge)
17:25 – 17:45	IL6	Invited Lecture Drug Reactions Dr Michael Ardern-Jones (Southampton)
17:45 – 18:15		Keynote Lecture – Introduced by Dr Ruth Murphy Mechanisms of Infection in Atopic Dermatitis <i>Professor Donald Leung (Denver, USA)</i> Atopic Dermatitis is commonly associated with bacterial and viral skin infections. During the past few years, there has been substantial progress in our understanding of how epithelial barrier dysfunction, as well as aberrant innate and adaptive immune responses contribute to the increased propensity of patients with atopic dermatitis to infection. This lecture will review mechanisms of infection in atopic dermatitis and how these mechanisms may form the basis for new treatment approaches to reduce skin infections.

Wed 6 July

Sponsored Symposium: Bristol-Myers Squibb

Date: Wednesday 6th July
Time: 18:15 – 19:00
Room: Hall 10
Chair: Dr Louise Fearfield



Bristol-Myers Squibb

The Power of Combination in Melanoma

PROGRAMME	
18:15 – 18:20	Introduction Dr Louise Fearfield (London)
18:20 – 18:35	Immuno-Oncology: A Review of the Basics Dr Sergio Quezada (London)
18:35 – 18:50	Combination Treatments: The Future of Front-Line Therapy in Metastatic Melanoma Professor Jeff Evans (Glasgow)
18:50 – 18:55	Case Study Dr Louise Fearfield (London)
18:55 – 19:00	Q&A All faculty

During the session there will be the opportunity for discussion and questions from the audience

This symposium is organised and funded by Bristol-Myers Squibb

Wed 6 July



Thursday 7 July Overview

THURSDAY 7 JULY 2016			
TIME	SESSION DETAIL	ROOM	INFORMATION
08:30 – 10:05	Plenary session – International Dermatology	Hall 1	Page 54
08:30 – 12:02	British Society for Paediatric Dermatology	Hall 5	Page 55-56
08:30 – 12:15	British Photodermatology Group	Hall 9	Page 57-58
08:30 – 10:00	UK Trend	Hall 10	Page 59
10:15 – 10:45	Hot Topics	Exhibition	Page 67
10:15 – 10:35	Poster Presentations	Hall 4	Page 69
10:45 – 12:15	Registrars Symposium	Hall 1	Page 60
10:45 – 12:15	British Hair & Nail Society	Hall 10	Page 61
12:30 – 13:15	Pharma Presentations	Exhibition Hall	Page 67
13:15 – 17:30	BADGEM	Hall 5	Page 62-63
13:15 – 13:45	Keynote Lecture: Dr Chetan Mukhtyar	Hall 1	Page 64
13:45 – 14:25	Plenary Session	Hall 1	Page 64
14:25 – 15:10	Arthur Rook Oration: Professor Irwin McLean	Hall 1	Page 65
15:30 – 16:00	Focus Session: Dermatomyositis: clinical phenotypes and associated autoantibodies	Hall 6	Page 66
15:30 – 16:00	Focus Session: Management Controversies in SJS/TEN	Hall 10	Page 66
15:30 – 16:00	Focus Session: Urticaria Past, Present and Future	Hall 9	Page 66
16:00 – 17:30	CPD update	Hall 1	Page 65

International Dermatology Session

Date: Thursday 7th July
Time: 08:30 – 10:05
Room: Hall 1
Chairs: Professor Chris Bunker & Dr Karen Gibbon

PROGRAMME

08:30 – 09:00	IL7	<p>Invited Lecture HIV Dermatology from California to Kampala (via Birmingham), a global challenge <i>Professor Kieron Leslie (San Francisco, USA)</i></p> <p>Despite the successful implementation of access programs to combination antiretroviral therapy in many resource limited countries over the last decade, Skin disease still causes significant morbidity and mortality in HIV infected individuals. Many dermatological challenges are shared between the Western World and sub-Saharan Africa such as HPV infections and neoplasia. However there are significant differences in other diseases seen and their severity when looking at different parts of the globe. This talk will compare and contrast common and serious skin diseases affecting patients with HIV, from the West Coast of the USA to Eastern Africa.</p>
09:00 – 09:15	O11	<p>Clinical and immunological outcomes of treatment with rituximab vs combination of rituximab and intravenous cyclophosphamide in treatment of refractory pemphigus: a pilot randomized double blind study <i>U. Shraddha, S. Dogra, S. Handa, K. Vinay, B. Saikia and N. Joshi</i></p>
09:15 – 09:30	O12	<p>Abstract withdrawn</p>
09:30 – 09:50	IL8	<p>Invited Lecture Gene therapy in Dermatology <i>Professor Johann Bauer (Salzburg, Austria)</i></p>
09:50 – 10:05	O13	<p>Leprosy in Kiribati: understanding the challenges and progress towards elimination <i>E. Trowbridge, A. Cunanan, S. Chambers, A. Tonganibeia, N. Ioteba and J. Green</i></p>

POSTERS

	INT01	<p>Porokeratosis vs. annular/hypertrophic lichen planus: through a dermoscope <i>P. Saraogi, S. Mishra, S. Mahajan and U. Khopkar</i></p>
	INT02	<p>Developing a severity scale for erythema nodosum leprosum: the ENLIST Erythema Nodosum Leprosum Severity Scale <i>S. Walker, K. Knight, V. Pai, C.R. Butlin, J. Darlong, M. Alinda, M. Balagon, S. Doni, D. Hagge, S. Lambert, Y. Listiawan, A. Maghanoy, J. da Costa Nery, K. Neupane, G. Pitchaimani, A. Sales, E. Sarno, M. Shah, D. Tsegaye and D. Lockwood</i></p>

The poster viewing session will take place during the lunchbreak on Thursday 7th July

British Society for Paediatric Dermatology

Date: Thursday 7th July
Time: 08:30 – 12:02
Room: Hall 5
Chairs: Dr Ruth Murphy & Dr Jemma Mellerio
 Dr Carsten Flohr & Lindsay Shaw

PROGRAMME		
08:30 – 08:40	PA01	Effectiveness and acceptability of four commonly used leave-on emollients in the treatment of childhood eczema M. Ridd, D. Gaunt, K. Garfield, S. Hollinghurst, N. Redmond, R. Guy, N. Ball, L. Shaw, S. Purdy and C. Metcalfe
08:40 – 08:50	PA02	Intralesional measles, mumps and rubella vaccine for the treatment of multiple and recalcitrant nongenital cutaneous warts in children: a prospective, uncontrolled open-label study N. Parmar and S. Kuruvila
08:50 – 09:00	PA03	Morbidity and mortality in U.K. children with recessive dystrophic epidermolysis bullosa: 16-year data from the National U.K. EB Registry N. Alband, D.S. Kumar, R. Jones, D. James, M. Ogboli, F. Browne, C. Moss, A.E. Martinez and J.E. Mellerio
09:00 – 09:10	PA04	Familial <i>BAP1</i> mutation presenting in a child with innocuous-looking skin lesions demonstrating a histologically distinct subtype of an atypical spitzoid tumour, and fatal paraganglioma in the father R.E. Watchorn, E. Calonje and S. Taibjee
09:10 – 09:20	PA05	Acitretin use in a paediatric cohort: safety and monitoring A. Cave, A. Khan, A. Martinez, I. Thanapoulou and V. Kinsler
09:20 – 09:30	PA06	Sustaining a paediatric dermatology service during a workforce crisis: a model of collaborative working R. Phillips, L. Wells and J.C. Ravenscroft
09:30 – 10:00	PGL1	Guest Lecture The Skin Barrier in Atopic Dermatitis Professor Michael Cork (Sheffield, UK)
10:00 – 10:45	Break	Exhibition Hall
10:45 – 11:30	PGL2	Guest Lecture Contemporary weaning of the eczematous infant: a paediatric allergist's perspective Dr George du Toit (London)
11:30 – 11:38	PA07	Noonan syndrome with multiple lentigines identified by next-generation sequencing B. McDonald, M. Amieva, D.P. Kelsell, E.A. O'Toole, E. Burkett-Wright, B. Kerr and K. Batta
11:38 – 11:46	PA08	Twenty-year review of congenital absence of skin presenting to a paediatric dermatology department D. Sathishkumar, J. Kainth, C. Moss and M. Ogboli
11:46 – 11:54	PA09	Langerhans-cell histiocytosis: lessons from the skin R. Phillips, D. Walker and J.C. Ravenscroft
11:54 – 12:02	PA10	Phototherapy for paediatric dermatoses: data from a single-centre retrospective survey A. Mamtora, B.J. Gambles, A. Lloyd, R.P. Katugampola and M. Kalavala
POSTERS		
	PA11	Infantile atopic eczema: association with maternal tryptophan metabolite status S. El-Heis, S. Crozier, S. Robinson, N. Harvey, C. Cooper, H. Inskip and K.M. Godfrey
	PA12	Fibro adipose vascular anomaly: two cases of a newly described disorder Q. Razali, V. Dvorakova, A. Irvine, G. O'Regan and R. Watson
	PA13	A case on the <i>PIK3CA</i>-related overgrowth spectrum A. Dubois, M. Splitt and S. Leech
	PA14	A novel mutation in <i>TGM1</i> causing nonbullous congenital ichthyosiform erythroderma in identical twins C. Leitch, T. Williams and L. Taylor
	PA15	Childhood psoriasis and body mass index: results from our paediatric dermatology department M. Noy, L. Kontoza and N. Roberts

Thur 7 July



PA16	Generalized lymphatic anomaly: therapeutic response to long-term low-dose sirolimus <u>V. Dvorakova</u> , G. O'Regan, D. Rea and A. Irvine
PA17	Early recognition and detection of juvenile psoriatic arthritis: a call for a standardized approach to screening <u>E. Burden-Teh</u> , K. Thomas, S. Rangaraj and R. Murphy
PA18	Langerhans-cell histiocytosis presents as vulval disease in a 16-year-old girl <u>E.N. Dhonncha</u> , J. Clowry, B. Hennessy, J. Stratton and S. Field
PA19	The presence of exaggerated mental creases: a useful marker for pseudoxanthoma elasticum in paediatric patients? <u>R. Atkar</u> and N. Burrows
PA20	Basal cell carcinomas in paediatric and young adult patients: a series of 34 patients <u>N. Stembridge</u> , G. Meligonis, R. Atkar and P. Todd
PA21	Scurvy mimicking Henoch–Schönlein purpura in child with autism <u>M.-L. Lovgren</u> , M. Neil and P.E. Beattie
PA22	Infantile generalized pustular psoriasis and its differential diagnosis <u>D. Ismail</u> , V. Madhwapathi, J. Yoo, S. Madhogaria, M. Ogboli and G. Stewart
PA23	A case of Aicardi–Goutières syndrome illustrating the clinical heterogeneity of this disorder <u>S. Muthiah</u> , C. Goodhead, M. Friswell, S. Natarajan, Y. Crow, M. Abinun and S. Leech
PA24	Langerhans-cell histiocytosis: a rare case of the congenital self-healing reticulohistiocytosis or 'Hashimoto–Pritzker' subtype <u>K. Warburton</u> and S. Clark
PA25	Rickets re-emerging: a cautionary tale <u>N.R. Arujuna</u> and J. Felton
PA26	Generalized telangiectasia macularis eruptiva perstans with atypical restricted diffuse cutaneous mastocytosis in a child <u>N.R. Arujuna</u> and J. Felton
PA27	Linear childhood cutaneous lupus erythematosus following Blaschko's lines <u>S. Nasir</u> , R. Cerio, S. Dhoat and D. Paige
PA28	Case report of identical twins with Langerhans-cell histiocytosis <u>R. Atkar</u> , C. Fleming and N. Burrows
PA29	Occult bone pathology in McCune–Albright syndrome <u>E. Carras</u> , C. Moss, V. Sukumar and P.-N. Woo
PA30	Scoping the evidence of the epidemiology of childhood psoriasis <u>E. Burden-Teh</u> , K. Thomas, S. Ratib, D. Grindlay, E. Adaji and R. Murphy
PA31	It's not always that simplex <u>G. Fremlin</u> , S. Irani and A. Loffeld
PA32	Topical tetracyclines in the paediatric population: are they safe? A survey of British Association of Dermatologists members <u>B. McDonald</u> and B. DeSilva
PA33	Pigmented, petechial and purpuric dermatosis of infancy as postinfectious hypersensitive immunological manifestation: case report and review of the literature <u>J. Theile</u> and V. Elangasinghe
PA34	Chronic cutaneous ulcer secondary to bacille Calmette–Guérin-osis caused by likely underlying Mendelian susceptibility to mycobacterial disease: case report and review of the literature <u>N.L. Wong</u>

The poster viewing session will take place during the lunch break on Thursday 7th July

British Photodermatology Group

Date: Thursday 7th July
Time: 08:30 – 12:15
Room: Hall 9
Chairs: Dr Robert Sarkany & Dr Hiva Fassihi
 Dr Victoria Goulden & Dr Tsui Ling

PROGRAMME		
08:30 -08:45	PD01	Homocysteine levels in blood and the severity of vitiligo before and after narrowband ultraviolet B phototherapy J. Taneja, T.C. Arora, V. Ramesh and C. Kaur
08:45 -09:00	PD02	Modest response in vitiligo to excimer lamp targeted therapy, using a once-weekly dosage protocol over a 20-week treatment period S. Ayob, S. Cockayne and D. Gawkrödger
09:00 -09:15	PD03	Upregulation of matrix metalloproteinase 12 and its activity by ultraviolet A1 in human skin: potential implications for human health. A. Tewari, R. Sarkany and A. Young
09:15 -09:30	PD04	Cochrane systematic review: interventions in polymorphic light eruption T. Ling, C. Cunningham, S. Rhodes, R. Dawe and L. Rhodes
09:30 -09:45	PD05	Factors predicting response to treatment and disease recurrence following topical photodynamic therapy for primary Bowen disease and basal cell carcinoma R. Hambly, N. Mansoor, C. Quinlan, Z. Shah, N. Ralph and F.J. Moloney
09:45 -10:15	PDGL1	Guest Lecture Daylight PDT Dr Sally Ibbotson (Dundee)
10:15 -10:45	Break	Exhibition Hall
10:45 -11:15	PDGL2	Guest Lecture: Malignant melanoma and vitamin D Professor Newton-Bishop (Leeds)
11:15 -11:25	PD06	Congenital erythropoietic porphyria: mild presentation with late onset associated with a uroporphyrinogen III synthase enzyme gene promoter sequence mutation A. Fityan and R. Sarkany
11:25 -11:35	PD07	A case of photosensitive trichothiodystrophy with mutations in the ERCC2 (xeroderma pigmentosum) gene highlighting classical features and new classification T. Tull, S. Mohammed, R. Sarkany, A. Lehmann and H. Fassihi
11:35 -11:45	PD08	The impact of intraregional variation in ultraviolet B phototherapy protocols on psoriasis clearance R. Waas, V. Armstrong and S. Weatherhead
11:45 -12:15		AGM

POSTERS		
	PD09	Can the Psoriasis Area Severity Index score measured 4 weeks into a course of narrowband ultraviolet B phototherapy be used to predict final Psoriasis Area Severity Index response? J. Fowler and S. Weatherhead
	PD10	Factors influencing pain in topical photodynamic therapy in the treatment of actinic keratosis, Bowen disease and basal cell carcinoma R. Hambly, N. Mansoor, Z. Shah, C. Quinlan, N. Ralph and F.J. Moloney
	PD11	Pain in photodynamic therapy: a survey of U.K. practitioners' experiences and management strategies Z. Hasan, R. Goiriz and C. Harwood
	PD12	Mersey and North Wales regional phototherapy audit 2016 G. Hill and E. Davies
	PD13	Knowledge, behaviour and attitudes of patients with skin cancer towards national recommendations on sunlight exposure and vitamin D D. Rutkowski, M. Farrar, A. Webb and L. Rhodes
	PD14	Cutaneous lupus erythematosus improved by sunlight M. Lynch, R. Sarkany, E. Benton, D. D'Cruz, S. Sangle and David McGibbon

Thur 7 July

British Hair and Nail Society

Date: Thursday 5th July

Time: 10:45 – 12:15

Room: Hall 10

Chairs: Dr Paul Farrant, Dr Matthew Harries & Dr Susan Holmes

PROGRAMME		
10:45 – 10:55	BH01	Frontal fibrosing alopecia in men: an association with leave-on facial cosmetics and sunscreens A.D. Kidambi, K. Dobson, S. Holmes, D. Carauna, V. Del Marmol, A. Vujovic, M. Kaur, A. Takwale, P. Farrant, C. Champagne, M. Harries and A. Messenger
10:55 – 11:05	BH02	A nail curriculum for secondary care: a review of teledermatology nail referrals received over 11 years in a specialist centre B. Wright and D. DeBerker
11:05 – 11:15	BH03	Hair changes associated with BRAF inhibitor therapy: a case series M. Fitzgerald and L. Fearfield
11:15 – 11:45	BHGL	Guest Lecture: The Hair Research Priority Process, Results and Next Steps Dr Abby Macbeth (Norwich)
11:45 – 11:55	BH04	Clinical efficacy and tolerability of hydroxychloroquine in the treatment of lichen planopilaris: a single-centre retrospective study E.N. Dhonncha, C. Foley and T. Markham
11:55 – 12:05	BH05	Four-year data on the use of topical immunotherapy with diphenylcyclopropenone when it all falls out: more than just a last resort S. Mirhadi and A. Abdullah
12:05 – 12:15	BH06	Clarithromycin, rifampicin and fusidic acid combination therapy for folliculitis decalvans G.A. Fremlin and M.R. Kaur
POSTERS		
	BH07	Transillumination: a useful auxiliary tool for the noninvasive diagnosis of all clinical variants of digital mucous cysts E. Errichetti and D. de Berker
	BH08	Two different cases and causes of onychoheterotopia in children L. Fuller, A. Shah, K. Mallawaarachchi, A. Karim and R. Suchak
	BH09	Retronychia following pregnancy R. Waas, T. Mestre, T. Oliphant, L. Speight and J. Langtry
	BH10	Microsporum canis presenting as female pattern hair loss in an immunosuppressed patient D. O'Callaghan and P. Farrant
	BH11	Coexistence of frontal fibrosing alopecia and discoid lupus erythematosus: a true association? A. Wernham, R. Muc and M. Kaur
	BH12	Laser hair depilation: a potential treatment option for severe recalcitrant folliculitis decalvans V. Van-de-Velde, S. Aguilar-Duran, M. Tidman and M. Mowbray
	BH13	A rare case of spontaneous repigmentation of previously white hair A. Shah, L. Fuller and S.L.P. Chong
	BH14	Pattern hair loss in men is not always androgenetic S. Nassar, S. Zaheri, R. Ramakrishnan and I. Ali
	BH15	Lichen planopilaris after hair transplant: a diagnostic and therapeutic challenge A. Jamil and S. Cockayne
	BH16	A hairy conundrum: two unique cases of congenital alopecia R.S. Rashid, N. Harper, T. Shim, A. Ilchysyn, D. Snead and B. Dharmagunawardena
	BH17	An unusual case of frontal fibrosing alopecia in an Asian British woman presenting with facial hyperpigmentation D.M. Caruana, M. Paul and S. Holmes

The poster viewing session will take place between 12:30 and 13:00 on Thursday 7th July



BADGEM Clinical Meeting

Date: Thursday 7th July
Time: 13:15-17:30
Room: Hall 5
Chairs: Professor Irene Leigh
 Professor Sara Brown



PROGRAMME

13:15 – 13:20		Welcome BADGEM Clinical Meeting – Professor Irene Leigh
13:20 – 13:45		Invited Talk Lessons from EB-CLINET - A clinical network for a rare disease Professor Johann Bauer (Salzburg, Austria)
13:45 – 13:55	BG01	Lessons learnt from the design and development of a multicentre rare genetic skin disease research study S. Tso, J. Simpson, M. Martinez-Queipo, E. Glass and J. McGrath
13:55 – 14:05	BG02	Vulvovaginal symptoms in women with epidermolysis bullosa E. Orrin, N. Alband, A. Abdul-Wahab, E. Wedgeworth and J. Mellerio
14:05 – 14:30		Invited Talk Cutis laxa: the journey to a clinical nosology Professor Bert Callewaert (Ghent, Belgium)
14:30 – 15:15 15:15 – 15:30 15:30 – 16:00	Break	Rook Oration Hall 4 Focus Sessions
16:00 – 16:25		Invited Talk Hereditary Cancer as seen from the outside Sir John Burn (Newcastle)
16:25 – 16:35	BG03	Genetic and phenotypic heterogeneity in Ferguson–Smith disease: a case series Z. Shukur, D. Goudie, N. Chung, S. Whittaker, A. Shaw and K. Lacy
16:35 – 16:45	BG04	Cutaneous hyperpigmentation and familial gastrointestinal stromal tumour associated with c-KIT mutation G. Wali, D. Halliday, J. Dua, E. Ieremia, T. McPherson and R. Matin
16:45 – 17:10		Invited Talk Dysmorphology in the sequencing era; clinicians still have a role Professor Dian Donnai (Manchester)
17:10 – 17:20	BG05	Novel mutations in SLURP1 causing Mal de Meleda palmoplantar keratoderma with varying phenotypes S. Ziaj, M. Pigors, C. Scott, F. Lewis, I. Ali, N. Roberts, D.P. Kelsell and E.A. O’Toole
17:20 – 17:30		BADGEM Initiatives Dr Neil Rajan (Newcastle) & Dr Simon Tso (London)

POSTERS

	BG06	Mild arthrogyriposis, renal dysfunction and cholestasis syndrome caused by a novel splice site mutation in VPS33B A. Ahmed, L. McGinty, D. Blaydon, D. Kelsell, E. O’Toole and B. De Silva
	BG07	Tracking tumour kinetics in patients with germline CYLD mutations S. Brown, S. Worthy, S. Barnard, J. Langtry and N. Rajan
	BG08	FOXP1 duplication and congenital hypertrichosis: a case report E. Gilhooley, C. Feighery and S. Collins
	BG09	Will a genetic diagnosis of poikiloderma with neutropenia influence management? S. El-Heis, M. Ardern-Jones and K. Godfrey
	BG10	A dramatically different case of Dowling–Degos disease S. Sherif, N. Spierings, R. Betz, H. Chong and M. Singh
	BG11	Muckle–Wells syndrome: a novel presentation J. Clowry, E. Nic Dhonncha, J. Aróstegui, P. Brogan, D. Rowczenio, C. Sheehy, P. Hawkins and S. Field
	BG12	Terminal osseous dysplasia with pigmentary defects S.H. Foo, R. Goodwin, A. Rawlinson, V. Jones, A. Fry and C. Moss

Thur 7 July

Plenary & CPD Session

Date: Thursday 7th July
Time: 13:15-17:30
Room: Hall 1
Chairs: Dr Nick Levell & Dr Richard Weller
 Dr Ruth Murphy & Dr Mark Griffiths

PROGRAMME

13:15 – 13:45		<p>Keynote Lecture - Introduced by Dr Nick Levell Recent advances in vasculitis <i>Dr Chetan Mukhtyar (Norwich)</i></p> <p>The vasculitides are a myriad of conditions united by inflammation of the vessel wall. The different vasculitis syndromes have different pathogenetic mechanisms, treatments and outcomes. This talk will explore the major changes in our understanding of these conditions.</p> <p>Nomenclature There has been a renaming of the various vasculitis syndromes and all the pure cutaneous vasculitis syndromes have been grouped under the broad umbrella of 'single organ vasculitis'. There were no dermatologists at the international conference where the nomenclature was revised. We have suggested adapting this modification to include the well-defined cutaneous vasculitides. The incidence of cutaneous leukocytoclastic vasculitis between 1996 and 2010 was reported to be about 4.5 / 100,000 person years. In a review of 766 patients with cutaneous vasculitis, 60 cases met the definition of 'single organ vasculitis'. Typically, these cases have a good outcome with spontaneous resolution in 73%. This may reflect the rarity of the specific cutaneous vasculitis syndromes like Erythema elevatum diutinum, granuloma faciale and cutaneous arteritis.</p> <p>Treatment ANCA associated vasculitis do not have a benign prognosis and cyclophosphamide and rituximab have become comparable mainstream treatments for inducing remission. Traditionally, azathioprine has been the mainstay of remission maintenance treatment for these conditions. In a randomized controlled trial of 115 patients, rituximab at 6 month intervals was superior to a reducing dose of azathioprine in maintaining remission. This data needs replication before rituximab can completely replace azathioprine. It has been common practice to use glucocorticoids for treating 'minor' relapses but there is emerging evidence that this simply pushes the problem into the future. 70% of 'minor relapses' treated with glucocorticoid escalation alone relapse again at a mean of 9.4 months and end up receiving a larger cumulative dose of prednisolone.</p> <p>Follow-up Glucocorticoids are toxic. There is fresh data emerging that 'damage' in ANCA associated vasculitis is independently associated with higher cumulative glucocorticoid use. In large vessel vasculitis like giant cell arteritis, glucocorticoids form the main thrust of treatment. In a longitudinal study of 3408 patients with GCA there was a long term increase in the risk of cardiovascular and cerebrovascular events (Hazard ratio of 1.7) compared to controls. Glucocorticoids are probably to blame for this increase. The risk of cancer in patients with ANCA associated vasculitis has been assessed using Dutch and Danish registries – and both have independently shown non-melanoma skin cancers are the single largest cause of the increased malignancy risk.</p> <p>Recommendations Well conducted large clinical trials in ANCA associated vasculitis have made it possible to form evidence based recommendations. The British and the European rheumatology societies have presented recommendations which will also be shared in this talk.</p>
13:45 – 14:05	IL9	<p>Invited Lecture Clinical Trial Design: why is it important? <i>Professor Kim Thomas (Nottingham)</i></p>
14:05 – 14:25	IL10	<p>Invited Lecture Ethnic Dermatology: A Pathway To Study Human Cutaneous Diversity <i>Dr Ophelia Dadzie (London)</i></p>

Thur 7 July

Focus Sessions

Date: Thursday 7th July
Time: 15:30-16:00
Room: Hall 6

Dermatomyositis: clinical phenotypes and associated autoantibodies

PROGRAMME		
15:30 – 16:00	FS1	Dermatomyositis: clinical phenotypes and associated autoantibodies Dr Simon Meggitt (Newcastle)

Date: Thursday 7th July
Time: 15:30-16:00
Room: Hall 10

Management Controversies in SJS/TEN

PROGRAMME		
15:30 – 16:00	FS2	Management Controversies in SJS/TEN Dr Daniel Creamer (London)

Date: Thursday 7th July
Time: 15:30-16:00
Room: Hall 9
Chair: Dr Tabi Leslie

Urticaria Past, Present and Future

PROGRAMME		
15:30 – 15:38	FS3	Past Dr Tabi Leslie (London)
15:38 – 15:46	FS3:1	Present Dr Chris Rutowski (Cambridge & London)
15:46 – 15:54	FS3:2	Future Dr Clive Grattan (Norwich & London)
15:54 – 16:00		Q&A

Thur 7 July

Hot Topics

They will be semi-informal set-up taking place in two designated areas within the Exhibition Hall 3 during breaks. These are highlighted as HT1 and HT2 on the exhibition plan.

TUESDAY 5TH JULY – morning break

10:30 – 11:00	HT1	Rosacea Dr Ed Seaton
10:30 – 11:00	HT2	Is there any benefit of sentinel lymph node biopsy in cutaneous squamous cell carcinoma? Prof Michael Veness

TUESDAY 5TH JULY – afternoon break

14:30 – 15:00	HT1	Metastatic Melanoma Dr Louise Fearfield
14:30 – 15:00	HT2	Useful histological clues to subtle blistering disorders Dr Saleem Taibjee

WEDNESDAY 6TH JULY – morning break

10:30 – 11:00	HT1	Adverse Events to Cosmetic Procedures: what every dermatologist must know Dr Tamara Griffiths
10:30 – 11:00	HT2	What's new in eczema prevention and treatment? Dr Carsten Flohr

WEDNESDAY 6TH JULY – afternoon break

15:30 – 16:00	HT1	Engaging Body dysmorphic patients to accept treatment Dr Janet Angus
15:30 – 16:00	HT2	What's New in Paediatric Dermatology Dr Veronica Kinsler

THURSDAY 7TH JULY – morning break

10:15 – 10:45	HT1	Penile biopsy Dr David de Berker
10:15 – 10:45	HT2	Graft vs Host Disease Dr Fiona Child

Pharma Workshop

They will be semi-informal set-up taking place in designated areas within the Exhibition Hall 3 during breaks. These are highlighted as HT1 on the exhibition plan.

TUESDAY 5TH JULY – lunchtime break

12:15 – 12:30	HT1	(LEO Pharma) Introducing Enstilar® - an innovation in the delivery of topical combination treatment for plaque psoriasis Dr Kasper Noerremark
12:30 – 12:45	HT1	(Stiefel, a GSK Company) Antibiotic Resistance in Acne Management Dr Alexandra Marta
12:45 – 13:00	HT1	(Shire) Dermatological Manifestations in Fabry Disease Dr Cate Orteu

THURSDAY 7TH JULY – lunchtime break

12:30 – 12:45	HT1	(Stiefel, a GSK Company) Retinoids in Dermatology: A review of pregnancy prevention in Chronic Hand Eczema Dr Myooran Sithamparanathan
12:45 – 13:00	HT1	(LEO Pharma) Introducing Enstilar® - an innovation in the delivery of topical combination treatment for plaque psoriasis Dr Kasper Noerremark
13:00 – 13:15	HT1	(Celgene) Apremilast Case Studies Professor Shernaz Walton

Hand Eczema Assessment Tool Training Session

Date: Wednesday 6th July
Time: 17:00 – 17:30
Room: Executive 8

Date: Thursday 7th July
Time: 14:00 – 14:30
Room: Executive 8

This session will run twice on the above days. This session is open to all health care professionals.

Presenters: Dr Miriam Wittmann, Chief Investigator ALPHA study
Dr Anna Keszegpal, Clinical Research Fellow/Study coordinator ALPHA Study

Several instruments for the assessment of the severity of hand eczema have been developed. Their accurate use has a great importance in everyday clinical practice and trials on hand eczema.

Learning Objectives:

To offer a short training session where participants can acquire theoretical knowledge on the most widely used hand eczema assessment tools PGA (Physicians Global Assessment), mTLSS (modified Total Lesion Symptom Score) and HECSI (Hand Eczema Severity Index) and develop practical skills. This session is open to all health care professionals.

Poster Presentations

These presentations will take place in Hall 4. Please see the abstract supplement for full abstracts in poster number order.

Tuesday 5th July

Time	Type	Detail	Room
Moderator		Dr Pamela McHenry	Hall 4
10:41	PP1	(Poster 34) Dermatology-led lower-limb cellulitis service: analysis of 1579 referrals A. Lee, D. Nelson and N. Levell	
10:47	PP2	(Poster 35) Spontaneous regression of skin lesions. What have I missed? E.V. Wray, A.J. Waters and C.J. Fleming	
Moderator		Dr Jui Vyas	Hall 4
14:41	PP3	(Poster 36) How scratching can take its Toll on itch: new mechanistic insights into innate immune pathways, via Toll-like receptor 3 in peripheral itch sensitization I. McDonald, A.G. Szollosi, I.L. Szabo, B. Kirby and M. Steinhoff	
14:47	PP4	(Poster 37) Severe cutaneous drug hypersensitivity reactions to vancomycin and teicoplanin W.Y. Haw, M.E. Polak, C. Mcguire and M. Ardern-Jones	

Wednesday 6th July

Time	Type	Detail	Room
Moderator		Dr Tanya Bleiker	Hall 4
10:30	PP5	(Poster 76) Current status of observations of malignancies in the Psoriasis Longitudinal Assessment and Registry (PSOLAR) study D. Fiorentino, M. Lebwohl, V. Ho, R. Langley, K. Goyal, S. Fakharzadeh, S. Calabro and W. Langhoff	
10:36	PP6	(Poster 90) Improvement in the quality of life of patients with severe plaque psoriasis treated with systemic methotrexate in fixed doses of 10 mg or 25 mg orally once weekly: a prospective, randomized, double-blind, parallel-group study C.V. Krishna and A.V.M. Rao	
10:42	PP7	(Poster 92) Secukinumab achieved $\geq 90\%$ improvement in Psoriasis Area and Severity Index at weeks 16 and 52 in many patients with no or partial response at week 12 R. Williams, M. Tomlinson, Y. Armendariz and F. Allen	
Moderator		Dr David de Berker	Hall 4
15:30	PP8	(Poster 93) A systematic review of oral anticholinergic medication in the treatment of hyperhidrosis L. Cruddas and D. Baker	
15:36	PP9	(Poster 94) A prospective study to assess the efficacy of rituximab monotherapy in severe pemphigus vulgaris and relationship between T-regulatory-cell count in peripheral blood and disease severity R. Bhattacharjee, D. De, S. Handa, R. Minz and B. Saikia	
15:42	PP10	(Poster 95) Metformin use in hidradenitis suppurativa: the experience of a tertiary-referral hidradenitis suppurativa clinic L. Jennings, R. Hughes, B. Moriarty and B. Kirby	

Thursday 7th July

Time	Type	Detail	Room
Moderator		Dr Karen Gibbon	Hall 4
10:15	PP11	(Poster 96) Systemic therapy for vulval erosive lichen planus (the 'hELP' Trial): a pilot randomized controlled trial R. Simpson, R. Murphy and K. Thomas	
10:21	PP12	(Poster 97) Efficacy and safety of ixekizumab in patients with psoriasis who failed initial etanercept treatment: a subanalysis from UNCOVER 2, a randomized, double-blind, multicentre, phase III clinical trial C.E.M. Griffiths, R. Warren, D. Ilo, L. Kerr, T. Kent and L. Mallbris	
10:27	PP13	(Poster 98) Extracorporeal photopheresis in Sézary syndrome: 8-year review of data from a cutaneous T-cell lymphoma registry N. Alband, S. Saglam, S. Morris, S.J. Whittaker, E.M. Wain and F.J. Child	

Posters

The Special Interest Group posters are situated within hall 4. Posters P01 - P116 will be positioned on the balcony of the exhibition hall. The poster viewing session will take place during the lunch breaks on Tuesday (even numbered posters) and Thursday (odd numbered posters). All presenting authors have been asked to stand by their posters at this time. There will also be an e-poster display on the balcony of the exhibition hall.

Clinicopathological Cases

- P01 Disseminated *Mycobacterium marinum* infection**
D. Keith, F. Tasker, G. Melling, S. Rajan, C. Wlodek, K. Miller, E. Clark, M. Jenkins, A. Bray, S. Narayan, K. Finucane, B. Bovill and A. Darvay
- P02 Cutaneous amyloid deposition following a lichenoid drug eruption**
C. Foley, M. Moran, C. Gallagher, A. Fabre, K. Sheahan and A. Lally
- P03 Persistent and progressive purpura in a patient on long-term care**
J. Boggs, C. Foley and M. Laing
- P04 Sweet syndrome–pyoderma gangrenosum overlap as a presenting symptom of acute Crohn colitis in a patient with seronegative spondyloarthropathy**
J. Boggs and M. O’Kane
- P05 Cutaneous features of granulomatosis with polyangiitis presenting after diagnosis of systemic disease and during maintenance therapy with azathioprine**
G. Haebich, R. Katugampola, W. Patterson and K. May
- P06 Idiopathic palisaded neutrophilic and granulomatous dermatitis**
R. Karumanchery, A. Bakshi, R. Carr and W. Farrar
- P07** Poster withdrawn
- P08 Metastatic epithelioid angiosarcoma**
D. Keith, M. Sanderson, K. Gane, B. Wright, T. Wells, W. Neary, A. Dangoor, N. Bhatt and J. Sansom
- P09 A novel triad: invasive dermatophyte infection with *Trichophyton interdigitale*, acquired reactive perforating collagenosis and associated signal transducer and activator of transcription 3 mutation**
J. Simpson, S. Seneviratne, D. Lowe, B. Grimbacher, M. Brown and L. Fearfield
- P10 A long-standing nodule on the chin: could it be a squamous cell carcinoma?**
S. Ziaj, D. Markiewicz, R. Cerio, A. Ekeowa-Anderson and K. Gibbon
- P11 Disseminated tuberculosis masquerading as a nonhealing oral ulcer**
R. Bhatia, R. Mahajan, S. Arava, S. Singh and D. Kandasamy
- P12 Pruritic translucent papules, joint pains and giant cells: a case of multicentric reticulohistiocytosis**
C. Peng, S. Karanovic, C. Allen, C. Bell and J. Powell
- P13 Squamous transformation in cutaneous Crohn disease**
S. Kirthi and A.-M. Tobin

- P14 Reticular erythematous mucinosis: two cases treated with mepacrine**
N. Spierings, E. Raweily and F. Aslanian
- P15 Paraneoplastic cherry angiomata**
N. Spierings, F. Worsnop and J. Soo
- P16 A hole in one: a case of severe unilateral vulval ulceration in a young woman**
S. Keegan and R. Katugampola
- P17 Cutaneous angiosarcoma of the chest wall post-trauma**
L. Roche, M. Lynch, B. Ramsay, K. Ahmad, D. Wall and C. Hackett
- P18 A case of genital pyoderma gangrenosum successfully treated with ciclosporin without relapse of established follicular lymphoma, and a review of relevant existing literature**
L. Roche, C. Gulman and M. O’Kane
- P19 A suppurative infection with subsequent scarring: possibly the first reported case of canine-to-human transmission of *Trichophyton mentagrophytes* var. *erinacei***
B. McDonald and C. Vlachou
- P20 Rosai–Dorfman disease: successful treatment with methotrexate**
A. Dubois, P. Sloan and M. Haniffa
- P21 Malignant peripheral nerve sheath tumour presenting in neurofibromatosis type 1**
L. Nestor, R. Hellen, B. Moriarty and A. Fabre

Education, Training, Service, Audit

- P22 Prescribing for acne in the U.K.: patterns and influencers**
H.J. Whitehouse, E.A. Eady, C.J. Ward and A.M. Layton
- P23 Is there a dermatologist in the house? A 1-year review of dermatology inpatient activity in a district general hospital**
N. Dinani, E. McNulty-Brown and A. Woollons
- P24 Evaluation of the IMPACT study practitioner training intervention: using motivational interviewing to optimize self-management in psoriasis**
A. Chisholm, P.A. Nelson, A.J. Littlewood, K. Kane, C. Pearce, A.L. Henry, R. Thorneloe, M. Hamilton, J. Lavalley, M. Lunt, C.E.M. Griffiths, L. Cordingley and C. Bundy
- P25 Proposal for National Dermatology Surgery Safety Standards: development of a dermatology surgery standard operating policy with mandatory training of staff may be an important tool to prevent wrong-site surgery**
R. Bhutani, C. Machin, G. Stables, V. Goulden and A. Mitra
- P26 The Facebook effect: using digital technology and social media to increase research participation from teenagers and healthcare professionals**
H.J. Whitehouse, S. Lock, T.W. Slack and A.M. Layton
- P27 Detecting psoriatic arthritis in patients with psoriasis: does an educational leaflet improve attendance for screening?**
L. Savage, L. Coates, A. Moverley and P. Helliwell

- P28 The future for general practitioners' dermatology education: what GPs want**
E. Carras, K. Lally, H. Trivedi, P. Green and G. Johnston
- P29 Eczema education via video: an online survey**
T. Tull and C. Smith
- P30 Interruptions: are they always appropriate?**
B. McDonald, J. Dyche, S. Anthony, V. Brown, S. Rahmatulla, K. Batta, F. Tatnall and M. Murdoch
- P31 Dermatology seasonal flux: does it really exist?**
S.H. Foo, A. Adeyemi, A. Sud and B.C. Gee
- P32 The dermatology clinic checklist: improving efficiency in a busy teaching hospital**
A. Ascott and S. Chinthapalli
- P33 How to map the Dermatology Life Quality Index to EQ-5D domain scores for cost-effective analysis: an ordinal logistic regression model**
F. Ali, R. Kay, A. Finlay, V. Piguat, J. Kupfer, F. Dalgard and S. Salek

General Dermatology

- P34 Dermatology-led lower-limb cellulitis service: analysis of 1579 referrals**
A. Lee, D. Nelson and N. Levell
- P35 Spontaneous regression of skin lesions. What have I missed?**
E.V. Wray, A.J. Waters and C.J. Fleming
- P36 How scratching can take its Toll on itch: new mechanistic insights into innate immune pathways, via Toll-like receptor 3 in peripheral itch sensitization**
I. McDonald, A.G. Szollosi, I.L. Szabo, B. Kirby and M. Steinhoff
- P37 Severe cutaneous drug hypersensitivity reactions to vancomycin and teicoplanin**
W.Y. Haw, M.E. Polak, C. McGuire and M. Ardern-Jones
- P38 Impact of biological therapies on risk of major adverse cardiac events in patients with psoriasis: a meta-analysis of randomized controlled trials**
W. Rungapiromnan, R. Warren, Z. Yiu, C.E.M. Griffiths and D. Ashcroft
- P39 Fatal disseminated cowpox virus infection in an immunosuppressed adolescent**
P. Gazzani, J.E. Gach, L. Newell, I. Colmenero, J. Martin, H. Morton and D.V. Milford
- P40 Chronic inflammatory conditions carry a similarly higher cardiovascular risk compared with the general population and warranting screening**
S. Kirthi, M. Hussey, A.-M. Tobin and D. McNamara
- P41 Hansen disease: a biochemical perspective and insight into the role of antioxidants**
V. Chugh, A. Mistry and D. Umrigar
- P42 The profile and secondary-care management of U.K. patients with hidradenitis suppurativa: interim results from a multicentre observational cross-sectional study**
N. Desai, R. Batchelor, H. Cooper, J. Leman, C. Morton, F. Collier, P. Shah, A. Downs and A. Bewley
- P43 Spectrum of granuloma annulare: a retrospective clinicopathological study**
P. Saraogi, U. Khopkar and S. Mahajan
- P44 A dynamic landscape of allergen associations in delayed-type cutaneous hypersensitivity**
M. Lynch, J. White, J. McFadden, I. White and P. Banerjee
- P45 Impact of alexithymia and disease characteristics on work productivity and activity in patients with psoriasis with short disease duration: EPIDEPSO multicentre study**
C. Paul, M.A. Radtke, F. Sampogna, P. Spuls, B. Kirby, J. Rundle, M. Brunori, P. Smirnov, P. Bergmans, F. Lavie and L. Puig
- P46 Stevens–Johnson syndrome and toxic epidermal necrolysis: a prospective study of epidemiology and clinical course**
P. Saraogi, S. Mahajan and U. Khopkar
- P47 Frontal fibrosing alopecia in men: an association with leave-on facial cosmetics and sunscreens**
A.D. Kidambi, K. Dobson, S. Holmes, D. Carauna, V. Del Marmol, A. Vujovic, M. Kaur, A. Takwale, P. Farrant, C. Champagne, M. Harries and A. Messenger
- P48 Can the new contest questionnaire identify psoriatic arthritis in patients with psoriasis in a primary-care population?**
L. Savage, L. Coates, A. Caperon and P. Helliwell
- P49 Twenty-year review of congenital absence of skin presenting to a paediatric dermatology department**
D. Sathishkumar, J. Kainth, C. Moss and M. Ogboli
- P50 Vulvovaginal symptoms in women with epidermolysis bullosa**
E. Orrin, N. Alband, A. Abdul-Wahab, E. Wedgeworth and J. Mellerio
- P51 Insulin resistance and metabolic syndrome in acne**
M. Nagpal
- P52 Psoriasis and carotid artery intima-media thickness**
P. Raj R and D. Hazarika
- P53 A novel OSMR mutation in familial primary localized cutaneous amyloidosis in a British white family**
R. Adams, C. Colmont, D. Housa and G. Patel
- P54 Psychological distress in patients with hidradenitis suppurativa**
S. Kirthi, R. Hellen, R. O'Connor, M. Connolly and A.-M. Tobin
- P55 Obesity, low mood, negative beliefs about illness and severity of psoriasis are linked to dysfunctional eating patterns**
C. Bundy, C. Pearce, J. Sergeant and C.E.M. Griffiths
- P56 Diurnal and seasonal variation in psoriasis symptoms**
F. Ferguson, A. Henry, H. Hunter, C. Bundy, C.E.M. Griffiths and E. Kleyn
- P57 An automated noninvasive method for skin-surface integrity analysis**
O.S. Osman, K. Naidoo, V. Batielle, S. Jassim, K. Langlands and J. Selway
- P58 A systematic review of dermatological complications following male genital piercing**
A. Daunton and M. Shah
- P59 Pulsed-dye laser treatment of paediatric port-wine stains: variation of practice in the U.K. National Health Service**
M. Beattie, D. Widdowson and W. Anderson

- P60 Evaluation of the relationship between aquaporin-9 and microRNA-205 expression in psoriatic epidermis**
T.H. Tan, P.D. Yesudian, L. West, A. Al-Sharqi, R. Parslew and K. Ross
- P61 Renal function in hidradenitis suppurativa: a retrospective cohort study of a tertiary-referral hidradenitis suppurativa clinic**
L. Jennings, M. Canney, R. Hughes, B. Moriarty and B. Kirby
- P62 The role of beliefs, mood, coping strategies, disease severity and quality of life in patients living with psoriatic arthritis**
L. Howells, A. Chisholm, S. Cotterill, H. Chinoy, R. Warren and C. Bundy
- P63 Study of transcription factor Ets-1 and adhesion molecules in vitiligo**
N. Srivastava, S. Bhardwaj, S. Rani, R. Kumar and D. Parsad
- P64 A systematic review of the impact on quality of life of interventions for psoriasis**
F. Ali, A. Cueva, J. Vyas, V. Piguet, S. Salek and A. Finlay
- P65 Highly sensitive C-reactive protein as a biomarker of cardiovascular risk in psoriasis**
C. Sweeney, E. Storan, C. Reid, A. Malara, F. Awdeh, M. Lynch, A.-M. Tobin and B. Kirby
- P66 Tattoos and magnetic resonance imaging: a 'burning' issue**
P.S.A. Jayasekara, S. Balasubramaniam, A. Fonia and P.D. Yesudian
- P67 Noonan syndrome with multiple lentiginos identified by next-generation sequencing**
B. McDonald, M. Amieva, D.P. Kelsell, E.A. O'Toole, E. Burkett-Wright, B. Kerr and K. Batta
- P68 Are we sitting on a leprosy time bomb? Where do we stand a decade after leprosy elimination in India?**
S. Deb
- P69 Should leprosy be given a backseat in the postelimination era?**
A. Arora, T. Narang and S. Dogra
- P70 Pulmonary cylindromas in *CYLD* cutaneous syndrome**
S. Brown, S. Barnard, J.A.A. Langtry, S.A. Worthy, C. Bloxham, P.S. Loo, A. Husain and N. Rajan
- P71 A complex case of necrotizing scleritis and acne conglobata**
G. Fremlin, A. Wernham, A. Patel and S. Orpin
- P72 What's that smell?**
G. Fremlin, K. Martin and J.M.R. Goulding
- P73 Senescence in dermal fibroblasts and its implication in the pathogenesis of vitiligo**
S. Rani, D. Prasad, S. Bhardwaj, N. Srivastava, V.L. Sharma and R. Kumar
- P74 Comparative study of trichoscopy findings in female pattern androgenic alopecia and chronic telogen effluvium**
V. Chugh
- P75 Four-year data on the use of topical immunotherapy with diphenylcyclopropenone when it all falls out: more than just a last resort**
S. Mirhadi and A. Abdullah

Skin Cancer

- P76 Current status of observations of malignancies in the Psoriasis Longitudinal Assessment and Registry (PSOLAR) study**
D. Fiorentino, M. Lebwohl, V. Ho, R. Langley, K. Goyal, S. Fakharzadeh, S. Calabro and W. Langhoff
- P77 Pathological prognostic features of small-diameter melanoma**
H. Coltart, B. Dawar, M. Darling, C. Moyes and G. Gupta
- P78 Genetic and phenotypic heterogeneity in Ferguson-Smith disease: a case series**
Z. Shukur, D. Goudie, N. Chung, S. Whittaker, A. Shaw and K. Lacy
- P79 Diffuse large B-cell lymphoma in mycosis fungoides and Sézary syndrome: a case series**
B. Chan, S. Morris, P. Fields, C. Stefanato, J. van der Walt, M. Moonim, D. Dasgupta and S. Whittaker
- P80 Incidence of lentigo maligna: a single health board experience, 1990–2010**
M. Anderson, A. Evans and C. Fleming
- P81 Examining the consistency of diagnosis, treatment and management of spitzoid lesions**
N. Walmsley and K. Blasdale
- P82 Mitochondrial tolerance to single and repeat exposure to simulated sunlight in human skin cells**
J. Kelly and J. Murphy
- P83 Option grids in melanoma: improving shared decision making**
J. Thomson, C. Harwood, E. Twigg and J. McGregor
- P84 Neuroendocrine carcinoma *in situ* in association with bowenoid epidermal dysplasia and squamous cell carcinoma**
Y.W. Tsang, S. Taibjee, J. Carter and R. Carr
- P85 Skin cancer screening at the workplace in a large trading company**
M. Haeberle
- P86 Management of penile intraepithelial neoplasia: a retrospective observational study**
H. Naasan, L. Long, S. Allstaff, P. Halliday and A. Affleck
- P87 Pilar neurocristic hamartoma of the scalp: a case series**
N. Mansoor, K. Han, R. Hambly, N. Ralph, K. Cronin, N. Mulligan and F.J. Moloney
- P88 Radiological imaging in all stage III melanomas: current practice in the U.K.**
G. Parkins, E. Brown and G. Gupta
- P89 Preliminary data and the design of a new U.K.-wide trial (Rational MCC) comparing surgery vs. radiotherapy as the first definitive treatment for primary Merkel cell carcinoma**
C. Harwood, C. Yap, J. Marsden, O. Cassell, C. Corner, P. Lawton, M. Moncrieff, H. Peach, C. Proby, R. Blundred, S. Rodwell and N. Steven

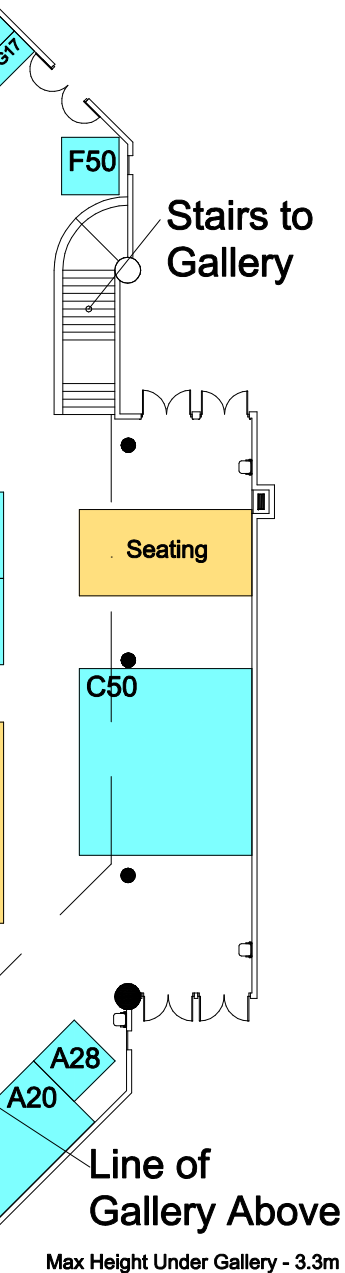
Therapy

- P90 Improvement in the quality of life of patients with severe plaque psoriasis treated with systemic methotrexate in fixed doses of 10 mg or 25 mg orally once weekly: a prospective, randomized, double-blind, parallel-group study**
C.V. Krishna and A.V.M. Rao
- P91 Oral antibiotics for acne: are we adopting premium use?**
H.J. Whitehouse, E. Fryatt, I. El-Mansori and A.M. Layton
- P92 Secukinumab achieved $\geq 90\%$ improvement in Psoriasis Area and Severity Index at weeks 16 and 52 in many patients with no or partial response at week 12**
R. Williams, M. Tomlinson, Y. Armendariz and F. Allen
- P93 A systematic review of oral anticholinergic medication in the treatment of hyperhidrosis**
L. Cruddas and D. Baker
- P94 A prospective study to assess the efficacy of rituximab monotherapy in severe pemphigus vulgaris and relationship between T-regulatory-cell count in peripheral blood and disease severity**
R. Bhattacharjee, D. De, S. Handa, R. Minz and B. Saikia
- P95 Metformin use in hidradenitis suppurativa: the experience of a tertiary-referral hidradenitis suppurativa clinic**
L. Jennings, R. Hughes, B. Moriarty and B. Kirby
- P96 Systemic therapy for vulval erosive lichen planus (the 'hELP' Trial): a pilot randomized controlled trial**
R. Simpson, R. Murphy and K. Thomas
- P97 Efficacy and safety of ixekizumab in patients with psoriasis who failed initial etanercept treatment: a subanalysis from UNCOVER 2, a randomized, double-blind, multicentre, phase III clinical trial**
C.E.M. Griffiths, R. Warren, D. Ilo, L. Kerr, T. Kent and L. Mallbris
- P98 Extracorporeal photopheresis in Sézary syndrome: 8-year review of data from a cutaneous T-cell lymphoma registry**
N. Alband, S. Saglam, S. Morris, S.J. Whittaker, E.M. Wain and F.J. Child
- P99 Renal dysfunction in patients taking fumaric acid esters**
S. Menzies, N. Ismail, A. Abdalla, P. Collins, B. Kirby, J. Holian and A. Lally
- P100 Treatment of severe atopic dermatitis with ustekinumab: a case series of 10 patients**
E.N. Dhoncha, J. Clowry, M. Dunphy, C. Buckley, S. Field and L. Paul
- P101 Long-term follow-up of imiquimod-treated lentigo maligna**
M. Papanikolaou and C.M. Lawrence
- P102 Bexarotene: a registry study of adverse effects in a population of patients with cutaneous T-cell lymphoma**
Z. Shukur, C. Morgans, E.M. Wain, S. Morris, S. Whittaker and F. Child
- P103 LIBERATE trial: sustained efficacy of apremilast in patients with moderate-to-severe psoriasis who continued on apremilast or switched from etanercept treatment**
K. Reich, J. Soung, M. Gooderham, Z. Zhang, K. Nograles and M. Goodfield
- P104 Practical implications of recent recommendations for monitoring lymphocyte counts in patients with psoriasis treated with fumaric acid esters**
C.C. Foley, O.E. Molloy, S. Menzies, P. Collins, B. Moriarty, B. Kirby and A. Lally
- P105 Comparative effectiveness of biological therapy in the Psoriasis Longitudinal Assessment and Registry (PSOLAR) Study**
B. Strober, R. Bissonnette, D. Fiorentino, A.B. Kimball, M. Lebwohl, L. Naldi, N. Shear, K. Goyal, W. Langholff, S. Lee, S. Calabro, C. Galindo and S. Fakharzadeh
- P106 Durable response rates with talimogene laherparepvec or granulocyte-macrophage colony-stimulating factor are associated with additional clinical benefits in patients with stage IIIB-IVM1a melanoma in the OPTiM trial**
K. Harrington, R.H.I. Andtbacka, A. Melcher, R. Safaei, G. Downey, H.L. Kaufman and M. Middleton
- P107 A novel treatment with topical timolol for drug-induced pyogenic granulomas**
B. Ganatra, S. Krishna, A. Tewari, A. Fogo and J. Natkunarajah
- P108 Cost-effectiveness of apremilast in moderate-to-severe chronic plaque psoriasis: a model analysis in the U.K.**
F. Mughal, J. Barker, H. Cawston, V. Damera, A. Bewley, J. Morris, T. Shaw, T. Tencer and F. Zhang
- P109 Microretrodermal axillary curettage effectively reduces axillary hyperhidrosis**
D. Vakili and D. Baker
- P110 A review of the placebo rates of response in clinical trials of hidradenitis suppurativa**
S. McCarthy, D. Sheehan, M. Murphy and F. Shanahan
- P111 Dapsone effects the accuracy of glycated haemoglobin measurements and can have implications for monitoring glycaemic control or diagnosis of diabetes**
J. Carr, P. Nightingale, R. Round, S. Manley, S. Ghosh, J. Webber and S.-L. Chua
- P112 Secukinumab shows similar efficacy across baseline Dermatology Life Quality Index subgroups (≤ 10 or >10) in patients with moderate-to-severe psoriasis in two pivotal phase III studies (FIXTURE and ERASURE)**
R. Williams, M. Tomlinson, Y. Armendariz and F. Allen
- P113 Uptake of influenza and pneumococcal vaccinations in patients receiving methotrexate, ciclosporin, azathioprine and biologics**
S.T. Ngu, E.V. Wray and G. Dawn
- P114 Order and timing of applying emollients and topical corticosteroids in atopic eczema: a survey of U.K. patients and healthcare professionals**
P. Babakinejad, N.R. Arujuna, D.M. Caruana, Z.C. Venables, S.P. Tan, R.K. Atkar, S.M.C. George, J.R. Chalmers and J.M. Batchelor
- P115 DRESS (drug reaction with eosinophilia and systemic symptoms) vs. mini-DRESS: is there a spectrum of drug hypersensitivity?**
S. Momen, D. Creamer and S. Walsh
- P116 Isotretinoin blood monitoring in patients with acne: creating additional expense?**
F. Cunningham and G. Wylie

BAD 2016

Hall 3 ICC Birmingham





B36	Abbvie Ltd
C1	Almirall
B30/32	Athrodax/Mavig/Visiomed
C34	Athrodax/Waldmann
F52	BADBIR
A4	Bayer Plc
B40	Beiersdorf UK Ltd
B34	Bio-Diagnostics
F38	Bristol Myers Squibb
C36	British Skin Foundation
C22	Brymill Cryogenic Systems (UK) Ltd
C21	Celgene
A2	Circle Nottingham
F34	Clinique Laboratories
R1	Community Dermatology & IFD (In Registration area)
C20	Crawford Healthcare Ltd
D14	Cynosure
B10	Dermal Laboratories Ltd
C30	Diagenics Ltd
A12	Eli Lilly & Co.Ltd
E22	Espere Healthcare Ltd
F32	Fontus Health Ltd
D20/D30	Galderma UK Ltd
D12	Globe AMT
D42	HealthTemps
A28	International Psoriasis Council
F53	Intrapharm Laboratories
B20	Janssen Pharmaceuticals
D40	Johnson & Johnson Ltd
F20a	La Roche-Posay
E24	LEO Pharma
C37	Meda Pharmaceuticals Ltd
E20	medac GmbH
D44	Mölnlycke Health Care
D16	NAOS Group UK Ltd (Bioderma)
A10	Novartis Pharmaceuticals UK Ltd
F4	OPTICLAR – Albert Waeschle
D10	Pern Consumer Products Ltd
F37	Premium Medical Protection Ltd
A20	RB
C32	Sanofi Genzyme
E32/F35	Schuco International
F50	Shire
E21	Sobi
F51	STD Pharmaceuticals
C50	Stiefel, a GSK company
E30	Thornton & Ross Ltd
F30	Unite Medical Ltd
C35	Well Being Reception
F20b	Vichy Dermablend
F1	Wisepress Medical Bookshop

PSG4	Alopecia UK
PSG14	British Association of Skin Camouflage
PSG13	Caring Matters Now
PSG18	Changing Faces
PSG8	DEBRA
PSG3	Ectodermal Dysplasia Society
PSG16	Hidradenitis Suppurativa Trust
PSG15	Ichthyosis Support Group
PSG9	National Eczema Society
PSG6	Psoriasis Association
PSG12	Skcin
PSG11	Skin Care Cymru
PSG17	The Hyperhidrosis Support Group
PSG7	The Vitiligo Society
PSG1	UK Dermatology Clinical Trials Network
PSG10	UK Mastocytosis Support Group
PSG5	XP Support Group & Teddington Trust
PSG2	ALPHA

Exhibitor Directory

AbbVie Ltd

B36

Abbvie House, Vanwall Business Park, Maidenhead, Berkshire, SL6 4UB
TEL: +44 7786 020 334
WEBSITE: www.abbvie.com
EMAIL: hannah.watson@abbvie.com
CONTACT NAME/S: Hannah Watson

On January 1, 2013, AbbVie was founded as a global biopharmaceutical company with focus and capabilities to address some of the world's greatest health challenges. AbbVie has the stability, resources, expertise, and passion to discover, develop and bring to market ground breaking science to solve the biggest health problems that face the world today and tomorrow.

Almirall Ltd

C1

1 The Square, Stockley Park, Uxbridge UB11 1TD
TEL: 020 7160 2500

Athrodax/Waldmann

C34

Hawthorn Business Park, Drybrook, Gloucester GL17 9HP
TEL: 01594 544 440
WEBSITE: www.athrodax.co.uk
EMAIL: sales@athrodax.co.uk
CONTACT NAME/S: Mrs Eve Hall

Athrodax and our partner Waldmann, will be displaying one of the latest full body phototherapy treatment cabins along with a selection of smaller robust phototherapy products. We will also be demonstrating innovative confocal laser scanning microscopy, skin mapping systems and digital dermoscopy in partnership with Mavig and Visiomed.

Athrodax/MAVIG/Visiomed

B30 + B32

MAVIG GmbH VivaScope Systems

Stahlgruberring 5, 81829 Munich, Germany
TEL: +49(0)89-42096-268
WEBSITE: www.vivascope.eu
EMAIL: elisat@mavig.com
CONTACT NAME/S: Birgit Elisat

Confocal laser scanning microscopy (CLSM) opens a "window into your skin". CLSM enables dermatologists with real-time optical biopsy of skin – the living skin tissue can be analyzed without excising a pathological specimen. This innovative method is available in Europe for more than 10 years now. Visit www.vivascope.eu to learn more about VivaScope.

Visiomed AG

Osnungstrasse 25, Bielefeld 33605, Germany
TEL: +49 (0) 521 329 8560
WEBSITE: www.visiomedag.de
EMAIL: post@visiomed.de
CONTACT NAME/S: Christian Feldbausch

MicroDERM® Skinmap - fully automated total body mapping system creates a standardised, total body map. The scanning process captures high resolution images of predefined skin areas from head to toe.

MicroDERM® Dermoscopes – a range of professional hand held imaging systems.

MicroDERM® Optima – hand held illuminated examination magnifier.

BADBIR

F52

British Association of Dermatologists Biologic Interventions Register (BADBIR)

The University of Manchester, Rutherford House (Unit 1 FF), Manchester Science Park, 40 Pencroft Way, Manchester, M15 6SZ
TEL: 0161 306 1896
FAX: 0161 306 1912
EMAIL: badbir@manchester.ac.uk
WEBSITE: www.badbir.org
CONTACT: Kathleen McElhone, BADBIR Manager

The BADBIR is a national register of patients receiving therapy for the treatment of moderate to severe psoriasis in the UK. Data is collected on patients treated with biologics or other systemic treatments (for control purposes). The primary aim of the register is to monitor the safety of biologic agents.

Bayer Plc

A4

Bayer House, Strawberry Hill, Newbury, Berkshire, RG14 1JA
TEL: 01635 563000
WEBSITE: www.bayer.co.uk
EMAIL: consumerhealthuk@bayer.com
CONTACT NAME/S: Vera Nikou

Bayer: Science For A Better Life. Bayer is a global enterprise with core competencies in the fields of health care and agriculture. Bayer's products and services are designed to benefit people and improve their quality of life. At the same time, the Group aims to create value through innovation, growth and high earning power.

Beiersdorf UK Ltd

B40

2010 Solihull Parkway, Birmingham Business Park, Birmingham B37 7YS
TEL: 0121 329 8915
WEBSITE: Eucerin.co.uk
EMAIL: Eve.Townley@beiersdorf.com
CONTACT NAME/S: Eve Townley

For more than 125 years Beiersdorf has been a pioneer in dermatological skin science and innovation. The company is committed to products that work, meeting individual skin needs throughout life. This is why the Eucerin brand is trusted and recommended by Dermatologists, Pharmacists and Nurses, worldwide.

Bio-Diagnostics

B34

Upton industrial Estate, Rectory Road, Upton upon Severn, Worcester WR8 0LX

TEL: 01684 592262
WEBSITE: www.bio-diagnostics.co.uk
EMAIL: jayne@bio-diagnostics.co.uk
enquiries@bio-diagnostics.co.uk

CONTACT NAME/S: Jayne Hassell, Vicky Grocott

Bio-Diagnostics is a well-established medical diagnostics company specialising in dermatology and allergy diagnosis. We have a complete range of patch test allergens, chambers and consumables and offer full product training. Recently we have extended our range to include a high quality range of skin prick tests allergens and allergy vaccines.

Bristol-Myers Squibb

F38

Uxbridge Business Park, Sanderson Road, Uxbridge, Middlesex UB8 1DH

TEL: 07753 976705
EMAIL: Christina.cockley@bms.com
CONTACT NAME/S: Christina Cockley

Bristol-Myers Squibb is committed to advancing the science of immuno-oncology, an area of research which involves agents that work directly with the body's immune system to fight cancer. Our goal is to change survival expectations for patients with advanced/metastatic disease and the way patients live with cancer.

British Association of Dermatologists

Registration area

Willan House, 4 Fitzroy Square, London W1T 5HQ
TEL: 0207 391 0266
WEBSITE: www.bad.org.uk
EMAIL: admin@bad.org.uk

Please visit our new exhibition stand in the registration area at the ICC. This is a one stop shop showcasing all aspects of the British Association of Dermatologists. We hope the stand will demonstrate the breadth of activities carried out by the BAD and be a resource for both members and non-members.

British Skin Foundation

C36

Willan House, 4 Fitzroy Square, London W1T 5HQ
TEL: 0207 391 6341
WEBSITE: www.britishskinfoundation.org.uk
EMAIL: admin@britishskinfoundation.org.uk

The British Skin Foundation is the only UK based charity dedicated to funding research into all skin diseases.



Exhibitor Directory

Brymill Cryogenic Systems (UK) Ltd

26 Hayes View Drive, Walsall, WS6 7EX

TEL: 01256 841045

FAX: 01256 350330

WEBSITE: www.brymill.co.uk

EMAIL: sales@brymilluk.com

CONTACT NAME/S: Steve Williams

Brymill Cryogenic Systems has been the world leader in the design and manufacture of the Cryosurgical equipment for over 40 years.

Brymill UK now supplies a wider range of quality products including Ethicon Sutures, Electrosurgery, HeadLights, Loupes, Dermatoscopes, Single Use Instruments, Woundcare Products and Smoke Evacuation systems. We shall also be launching the Swift Microwave Generator.

Celgene Ltd

1 Longwalk Road, Stockley Park, Hillingdon UB11 1DB

TEL: +44 (0) 208 831 8300

WEBSITE: www.celgene.co.uk

Circle Nottingham

Nottingham NHS Treatment Centre, Queen's Medical Centre Campus, Lister Road, Nottingham NG7 2FT

TEL: 0115 970 5800

WEBSITE: www.circlehealth.co.uk

EMAIL: kate.blake@circlenottingham.co.uk

andy.addison@circlenottingham.co.uk

catherine.jones@circlenottingham.co.uk

CONTACT NAME/S: Kate Blake, Andy Addison, Catherine Jones

You may have heard about Dermatology at the Nottingham NHS Treatment Centre. We are an employee co-owned partnership, with a social mission to make healthcare better for patients. If innovation, service development and opportunities weren't the subject of the conversation, then you may not have heard the whole story.

Clinique Laboratories

Clinique Laboratories Limited, One Fitzroy, 6 Mortimer Street, London W1T 3JJ

TEL: BAD exhibitor - Charlotte Hough 0791 7555 470
Events Co-ordinator - Ana Chapman Clinique
0370 034 6923

WEBSITE: www.clinique.co.uk

EMAIL: BAD exhibitor - Charlotte Hough
chough@clinique.co.uk

Events Co-ordinator - Ana Chapman

anchapman@clinique.co.uk

Clinique

Allergy Tested

100% Fragrance Free

Dermatologist Developed

Community Dermatology & IFD

Willan House, 4 Fitzroy Square, London W1T 5HQ

TEL: 0207 391 6346

EMAIL: john@bad.org.uk

WEBSITE: www.bad.org.uk

CONTACT: John Caulfield, Editorial Manager

Crawford Healthcare Ltd

King Edward Court, King Edward Road, Knutsford, Cheshire WA16 0BE

TEL: 01565654920

WEBSITE: www.crawfordhealthcare.com

EMAIL: stephanie.young@crawfordpharma.com

CONTACT NAME/S: Stephanie Young

Crawford Healthcare is a specialist pharmaceutical company dedicated to making effective dermatological treatments available to healthcare professionals and consumers. By working with partner companies who are leaders in their respective fields and markets we can offer innovative and valuable treatments and diagnostics for a range of skin conditions.

C22 Cynosure

Unit 2a, The Old Barn Offices, Long Lane, Cookham, Berkshire SL6 9EE

TEL: 01628 522 252

WEBSITE: www.cynosureuk.com

EMAIL: dneuhofe@cynosure.com

CONTACT NAME/S: Doug Neuhofer

Cynosure, Inc. leads the world in aesthetic laser technologies and research, creating innovative, safe, and efficacious procedures for the treatments patients want most, including hair removal, treatment of vascular and pigmented lesions, skin revitalization, tattoo removal, body contouring, and the reduction in the appearance of cellulite.

Dermal Laboratories Ltd

Tatmore Place, Gosmore, Hitchin, Herts SG4 7QR

TEL: 01462 45 88 66

WEBSITE: www.dermal.co.uk

EMAIL: info@dermal.co.uk

CONTACT NAME/S: Henrik Pyff

For over 50 years, Dermal have been developing highly effective, cosmetically acceptable and proven topical formulations for the management of dermatological conditions. Visit our stand to hear the latest news about our ongoing programme of clinical research, educational support for healthcare professionals and our newest development to assist with patient education.

Diagenics Ltd

South House 3, Bond Avenue, Bletchley, Milton Keynes MK1 1SW

TEL: 01908 376376

WEBSITE: www.diagenics.co.uk

EMAIL: info@diagenics.co.uk

CONTACT NAME/S: Jim Khambatta, Nick Lynch

Diagenics will be showing the truest patch test system, which allows the rapid application of 35 pre-dispensed patches and patchprotect to ensure the security of application of the chambers. Information about our large range of skin prick test solutions will be available.

Eli Lilly & Co. Ltd

Lilly House, Priestley Road, Basingstoke, Hampshire RG24 9NL

TEL: 01256 315 000

WEBSITE: www.lilly.co.uk

Lilly is a global healthcare leader that unites caring with discovery to make life better for people around the world. Lilly employees work to discover and bring life-changing medicines to those who need them, improve the understanding and management of disease. To learn more about Lilly, please visit us at www.lilly.co.uk

Espère Healthcare Ltd

Shefford House, 15 High St, Shefford, Bedfordshire SG17 5DD

TEL: 01462 346100

WEBSITE: www.esperehealth.co.uk

EMAIL: chris@esperehealth.co.uk

CONTACT: Chris Steeples, Jo Fletcher

Nine years on from its launch at the 2007 BAD in Birmingham, interest in DermaSilk Therapeutic Clothing has never been higher. We've over a dozen published papers in 5 disease areas and more to follow. Come and see just how much this technological advancement can offer you and your patients.

Fontus Health Ltd

60 Lichfield Street, Walsall WS4 2BX

TEL: 0121 661 4615

WEBSITE: www.aproderm.com

EMAIL: info@aproderm.com

CONTACT NAME/S: Daljit Birdi

Fontus Health is a UK based pharmaceutical company which has developed a range of creams to treat Eczema, Psoriasis and Dry Skin Conditions. The AproDerm range is free from sensitizers and has been dermatologically tested. Free samples are available for all Healthcare professionals to give out to their patients. Please visit www.aproderm.com.



Exhibitor Directory

Galderma UK Ltd

D20 + D30

Meriden House, 1st Floor, 69-71 Clarendon Road, Watford WD17 1DS
TEL: 01923 208950
WEBSITE: www.galderma.com
EMAIL: jan.speller@galderma.com
CONTACT NAME/S: Kevin Duffy, Jan Speller

Focussed exclusively within the field of dermatology, Galderma UK Ltd strive to work closely both with healthcare professionals and patients, to support the development and provision of world-class dermatology services within the UK and Ireland. Part of a global organisation our UK and Irish portfolio encompasses prescription products, over-the-counter medications and corrective & aesthetic solutions.

Globe AMT

D12

Globe Aesthetic & Medical Technologies
Unit D7, Sandown Industrial Park, Mill Road, Esher, Surrey, KT10 8BL
TEL: 01372 471100
WEBSITE: www.globeamt.com
EMAIL: sales@globeamt.com
CONTACT NAME/S: Yasmina Decaestecker, Neil Roberts

Within dermatology Globe AMT have assembled an advanced diagnostic portfolio with peer reviewed proven ability to improve diagnostic accuracy for the full range of skin lesions. The C-Cube digital dermoscopy system combined with Nevisense, to differentiate melanoma, ensures the highest percentage of accurate diagnoses compared to any other technology available.

HealthTemps

D42

Luminous House, 300 South Row, Central Milton Keynes MK9 2FR
TEL: 01908 355800
WEBSITE: www.healthtemps.co.uk
EMAIL: info@healthtemps.co.uk
CONTACT NAME/S: Paul Starkey

HealthTemps is a specialist recruitment agency focussing on recruiting dermatologists into the NHS and private sectors. Offering unique opportunities, highly competitive salary packages and a fully supportive team available 24/7. Please come and speak with one of our specialist recruiters at stand D42 to find out how we can assist.

International Psoriasis Council

A28

1034 S. Brentwood Blvd, Suite 600, St. Louis, MO 63117 USA
TEL: +1 972.861.0503
WEBSITE: www.psoriasisCouncil.org
EMAIL: info@psoriasisCouncil.org
CONTACT NAME/S: Christy Langan, CEO

The International Psoriasis Council (IPC) is a dermatology-led, voluntary, global non-profit organization dedicated to innovation across the full spectrum of psoriasis through research, education and patient care. IPC's mission is to empower our network of global key opinion leaders to advance the knowledge of psoriasis, enhancing the care of patients worldwide. Visit us at www.psoriasisCouncil.org to learn more.

Intrapharm Laboratories

F53

The Granary, The Courtyard Barns, Choke Lane, Cookham Dean, Maidenhead, Berkshire, SL6 6PT
TEL: 01628 771800
WEBSITE: www.intrapharmlabs.com
EMAIL: marisam@intrapharmlabs.com
CONTACT NAME/S: Marisa Broadbent

Intrapharm Laboratories is committed in providing well-known products with proven efficacy at the most affordable prices. We supply:

Terra-Cortril Ointment - (3% oxytetracycline and 1% hydrocortisone) for infected eczema; does not contain preservatives. Provides a choice to physicians which has not been available to date.

AquaMax Cream- This emollient is not only the most cost effective in comparison to other leading emollients but also has a higher moisturising lipid content providing longer lasting relief. Available in a 500g tub, 250g wash and 100g tube.

Janssen Pharmaceuticals

B20

50-100 Holmers Farm Way, High Wycombe, Bucks HP12 4EG
TEL: +44 (0) 1494 567 831
WEBSITE: www.janssen.co.uk
EMAIL: pmonk@ITS.JNJ.com
CONTACT NAME/S: Peter Monk

At Janssen, we are dedicated to addressing and solving some of the most important unmet medical needs of our time in immunology, oncology, neuroscience, infectious diseases and vaccines, and cardiovascular and metabolic diseases. Driven by our commitment to patients, we bring innovative products, services and solutions to people throughout the world.

Johnson & Johnson Ltd

D40

Foundation Park, Roxborough Way, Maidenhead, SL6 3UG
TEL: 01628 822 222

At Johnson & Johnson Limited, we embrace research and science - bringing innovative ideas, products and services to support Healthcare Professionals and advance the health and well-being of people.

La Roche-Posay

F20a

La Roche-Posay, L'Oréal UK Ltd, 255 Hammersmith Road, London W6 8AZ

TEL: 0800 055 6822
WEBSITE: www.laroche-posay.co.uk
EMAIL: contact@laroche-posay.co.uk
CONTACT NAME/S: Elly Sandberg

Recommended by dermatologists worldwide, La Roche-Posay presents a comprehensive range of skincare solutions with proven efficacy and tolerance, suitable for all skin types, even sensitive. Our product range features carefully selected, highly concentrated active ingredients and unique La Roche-Posay Thermal Spring Water, renowned for its soothing and anti-oxidant properties.

LEO Pharma

E24

Horizon, HoneyLane, Hurley, Berkshire SL6 6RJ
TEL: 01844 347333
WEBSITE: www.leo-pharma.co.uk
EMAIL: general.uk@leo-pharma.com
CONTACT NAME/S: Simon Rear

LEO Pharma helps people achieve healthy skin. By offering care solutions to patients in more than 100 countries globally, LEO Pharma supports people in managing their skin conditions.

Founded in 1908 and owned by the LEO Foundation, the healthcare company has devoted decades of R&D to delivering products and solutions to people with skin conditions.

LEO Pharma is headquartered in Denmark and employs around 5,000 people worldwide.

LEO® © LEO, DATE OF PREPARATION: March 2016, ALL LEO TRADEMARKS
UK/IE/2000/10229(1) March 2016

MEDA Pharmaceuticals Ltd

C37

Skyway House, Parsonage Road, Bishop's Stortford CM22 6PU
TEL: 0845 460 0000
WEBSITE: www.medapharma.co.uk
EMAIL: info@medapharma.co.uk

Meda is an international specialty pharma company with its own sales organisations in approximately 60 countries and operations expanding in growth markets. Meda is the 48th largest pharmaceutical company in the world. Our ever-expanding product portfolio covers a wide range of treatment areas with a focus in allergy and dermatology.

medac GmbH

E20

Scion House, Stirling University Innovation Park, Stirling FK9 4NF
TEL: 01786 458059
WEBSITE: www.medacuk.co.uk
EMAIL: lauren.addison@medac-uk.co.uk
CONTACT NAME/S: Lauren Addison

medac GmbH is a privately owned German company founded in 1970. medac mainly promotes the development and marketing of therapeutics in the field of autoimmune diseases. Our Metoject® PEN



Exhibitor Directory

is injectable methotrexate used in the treatment of severe psoriasis. Please come to stand E20 for more information.

Mölnlycke Health Care **D44**

Mölnlycke Health Care, 401 Grafton Gate, Milton Keynes, MK9 1AQ
TEL: 0800 7311 876
WEBSITE: www.molnlycke.co.uk
EMAIL: Kieran.gormley@molnlycke.com
CONTACT NAME/S: Kieran Gormley

Mölnlycke Health Care provides high-quality healthcare solutions for customers, healthcare professionals and patients worldwide. We develop and bring to market innovative wound care and surgical solutions along the entire continuum of care – from prevention to post-acute settings. Our solutions provide value for money, supported by clinical and health economic evidence.

NAOS GROUP UK LTD (Bioderma) **D16**

131-151 Great Titchfield Street, London W1W 5BB
TEL: 0203 700 3667
WEBSITE: www.bioderma-uk.com
EMAIL: l.moretti@bioderma-uk.com
CONTACT NAME/S: Lucie Moretti

At Bioderma, skin is our passion, our expertise, our model. It is by observing skins biology and analysing what it naturally does best, that we found the inspiration to create dermatological skin cares that restore its natural balance to strengthen it.

The skin itself inspired BIODERMA to find biological solutions to preserve the health and beauty of our skin. In a lasting way.

Novartis Pharmaceuticals UK Ltd **A10**

200 Frimley Business Park, Frimley/Camberley, Surrey GU16 7SR
TEL: 01276992255
WEBSITE: www.novartis.co.uk
EMAIL: Press.office@novartis.com
CONTACT NAME/S: Hannah Smith, Kim Mai

Novartis, a global pharmaceutical company, discovers and develops innovative treatments to cure and prevent disease. Novartis conducts research into many different disease areas, including dermatology. Building on its heritage as an innovator in healthcare solutions, Novartis Specialty Dermatology is developing science-driven therapies to redefine treatment paradigms and transform patient care.

OPTICLAR - Albert Waeschle **F4**

Unit 11 Balena Close, Creekmoor Industrial Estate, Poole, Dorset BH17 7DB
TEL: 01202 601177
WEBSITE: www.opticlar.co.uk
EMAIL: sales@opticlar.com
CONTACT NAME/S: John Hall

Albert Waeschle has been supplying the Dermoscopy profession for over thirty years. Our first class technical knowledge has enabled us to develop products in conjunction with leading specialists to ensure superb performance. Our all new OPTICLAR Dermatoscope is packed with features and benefits significantly improving the quality of patient assessments.

Pern Consumer Products Ltd **D10**

Sales, Marketing & Procurement, Newcastle Enterprise Centre, Unit 2-15, Quayside, i4 Albion Row, Newcastle upon Tyne NE6 1LL
TEL: 0800 599 9022
WEBSITE: www.dermacool.co.uk
EMAIL: phil_richardson@pern-consumer.co.uk
CONTACT NAME/S: Phil Richardson and Dee Malia-Richardson

The company will be highlighting their Menthol in aqueous cream brand Dermacool, especially the 5% strength. Delegates will also be able to try and take samples of the new SLS free formulation of Dermacool, plus other associated eczema & psoriasis skin treatments. For information contact Tel: 0800 599 9022 – www.dermacool.co.uk

Premium Medical Protection Ltd **F37**

68 Pure Offices, Plato Close, Tachbrook Park, Leamington Spa CU34 6WE

TEL: 0845 308 2350
WEBSITE: www.premiummedicalprotection.com
EMAIL: s.griffiths@premiummedicalprotection.com
CONTACT NAME/S: Lesley Laird, Stacey Griffiths

Premium Medical Protection, provides bespoke Medical Professional Indemnity Insurance aiming to lower premiums whilst continuing to provide comprehensive cover up to £10m limit of liability and benefits such as consent to settle indefinite run off into retirement, (subject to underwriting). Call 0845 308 2350 or www.premiummedicalprotection.com

RB **A20**

Wellcroft House, Wellcroft Road, Slough, SL1 4AQ

TEL: 0333 2005 345
WEBSITE: www.e45.co.uk
EMAIL: Nishma.patel@rb.com (conference point of contact only not for distribution)

CONTACT NAME/S: Nishma Patel

RB is a global company operating in health & personal care. The UK healthcare business has leading pharmaceutical products, including E45 Cream for the relief of dry skin conditions.

Sanofi Genzyme **C32**

1 Onslow Street, Guildford, Surrey GU1 4YS

TEL: 01483 505515
WEBSITE: www.sanofi.co.uk
EMAIL: raj.rout@sanofi.com
CONTACT NAME/S: Raj Rout, Medical Affairs, Immunology

Sanofi, a global healthcare leader, discovers, develops and distributes therapeutic solutions focused on patients' needs. Sanofi is organized into five global business units: Diabetes and Cardiovascular, General Medicines and Emerging Markets, Sanofi Genzyme, Sanofi Pasteur and Merial.

“Sanofi Genzyme and Regeneron are committed to providing resources to better understand and research atopic dermatitis”

Schuco International **E32 / F35**

Axis 4, Rhodes Way, Watford WD24 4YW

TEL: 01923 234 600
WEBSITE: www.schuco.co.uk
EMAIL: sales@schuco.co.uk

Shire **F50**

Hampshire International Business Park, Chineham, Basingstoke Hampshire RG24 8EP

TEL: 01256 894000
WEBSITE: www.shirepharmaceuticals.co.uk
CONTACT: Claire Callaway

Shire has focus on rare diseases part of that being lysosomal storage disorders, within in that Fabry disease, which can present itself to dermatologists, we are present at BAD in order to raise awareness.

Sobi **E21**

1 Fordham House Court, Newmarket Road, Fordham, Cambridgeshire CB7 5LL

TEL: 01638 722386
WEBSITE: www.sobi.com
EMAIL: Krista.Pettitt@sobi.com
CONTACT NAME/S: Krista Pettitt

Sobi is an international specialty healthcare company dedicated to rare diseases. Our mission is to develop and deliver innovative therapies and services to improve the lives of patients. The product portfolio is primarily focused on Haemophilia, Inflammation and Genetic diseases. We also market a portfolio of specialty and rare disease products for partner companies across Europe, the Middle East, North Africa and Russia.



Exhibitor Directory

STD Pharmaceuticals

F51

Plough Lane, Hereford, HR4 0EL
TEL: 01432 373555
WEBSITE: www.stdpharm.co.uk
EMAIL: roliver@stdpharm.co.uk
CONTACT NAME/S: Richard Oliver

STD Pharmaceuticals are a small family run company that supply iontophoresis machines and other products for hyperhidrosis sufferers. Their iontophoresis machines are supplied to most UK hospitals and patients and their range of 'sweatstop' products are supplied via their website www.sweatstop.co.uk STD also supply disposable underarm pads called 'esteem' <http://www.esteemclothingprotectors.co.uk>

Stiefel, a GSK Company

C50

GlaxoSmithKline, Iron Bridge Road, Stockley Park West, Uxbridge
UB11 1BT
WEBSITE: www.stiefel.com

Thornton & Ross Limited

E30

Linthwaite, Huddersfield, HD7 5QH
TEL: 01484 842217
WEBSITE: www.trderma.co.uk
EMAIL: elliottadams@thorntonross.com
CONTACT NAME/S: Elliot Adams

Thornton & Ross Dermatology offer the following skin care solutions; Zeroderma emollients - similar in formulation to leading brands and offering cost savings of up to 37%.

Cetraben emollients - offering unique formulations to enable effective eczema management.

Flexitol - medically proven treatments for dry, cracked feet associated with diabetic anhydrosis.

Unite Medical Ltd

F30

12 Business Centre, The Pinnacle, Midsummer Boulevard, Milton
Keynes MK9 1BP
WEBSITE: www.unitemedical.org
EMAIL: info@unitemedical.org

CONTACT NAME/S: Andrew Hollingsworth, Nathan Romeo

National medical recruitment and locum agency, providing bespoke services to the NHS and private sector.

Vichy Dermablend

F20b

3rd Floor ACD, L'Oreal UKI, 255 Hammersmith Road, London W6 8AZ
TEL: 020 8762 4000
WEBSITE: www.dermablend.co.uk
EMAIL: emma.lewis@loreal.com
CONTACT NAME/S: Emma Lewis/Carlos Otorala

Vichy Dermablend is a high coverage, long hold foundation range with a natural looking finish. Designed for all skin types (including sensitive skin) and skin concerns including acne, scars, tattoos, vitilgo, rosacea and uneven skin tone, Dermablend continues to give women confidence. Recommended by Dermatologists, Used by Make Up Artists.

Wisepress Medical Bookshop

F1

25 High Path, Merton Abbey, London SW19 2JL
TEL: +44 20 8715 1812
WEBSITE: www.wisepress.com
EMAIL: marketing@wisepress.com
CONTACT NAME/S: Hannah Leach

Wisepress.com, Europe's leading conference bookseller, has a range of books and journals relevant to the themes of the meeting. In addition to attending 200 conferences per year, Wisepress has a comprehensive medical and scientific bookshop online with great offers. Follow us on Twitter for the latest news @WisepressBooks



General Information

DELEGATE BAGS

The Conference & Events Department is aiming to limit the impact the Annual Meeting has upon the environment.

Conferences and exhibitions provide a huge amount of waste and this year we aim to continue to implement measures to improve this.

Following feedback from previous meetings delegates will be provided with a generic delegate bag (as illustrated). This bag is made from recycled plastic bottles and has the BAD Logo on the side.

We have made a decision not to include a sponsor, date or annual meeting destination. This will enable you to reuse the bag for other annual meetings as well as other BAD meetings. We hope this will become your BAD 'Bag for Life'.

If you have a bag from a previous annual meetings please bring it with you.



Don't forget your bag!

EVALUATION FORM

This year's evaluation form will be on-line and all attendees will be sent a link after the meeting.

Thank you in advance for taking the time to complete it, as it is an invaluable tool for us in organising future meetings.

CES MEETINGS CALENDAR

August 2016

Survival Guide for New Trainees

Venue: Willan House, London
Date: 4th August

September 2016

13th Congress of the European Society of Contact Dermatitis

Venue: Manchester Central
Date: 14th - 17th September 2016

Essential Cutaneous Infections

Venue: Willan House, London
Date: 19th September

October 2016

Clinical Dermatology Update Meeting

Meeting for Staff and Associate Specialist Doctors
Venue: Crew Hall
Date: 5th - 7th October

6th World Congress of Tele dermatology

Venue: Royal College of Physicians, London
Date: 14th - 15th October

November 2016

Dermdoc

Venue: Willan House, London
Date: 7th November

StR Training Event

Venue: Willan House, London
Date: 10th - 11th November

BCDG Annual Meeting

Venue: Willan House, London
Date: 12th November

British Association of Paediatric Dermatology Annual Meeting

Venue: Sheffield
Date: 18th - 19th November

The Annual UK Dermatology Course for Consultants

Venue: Hilton Paddington Hotel, London
Date: 25th - 26th November

For Further Details on any of these meetings please contact:

**Conference & Event Services,
4 Fitzroy Square, London W1T 5HQ
Email: conference@bad.org.uk
Tel: + (0)20 7391 6358**



Join our facebook Group



Follow us on Twitter

Map of Birmingham

Birmingham City Centre

Attractions

Back to Backs	E6
BBC Visitor Centre	D5
Birmingham Museum & Art Gallery	D4
Library of Birmingham	C4
Giant Screen Cinema	H3
Ikon Gallery	B5
Museum of the Jewellery Quarter	B1
National Sea Life Centre	B5
RBSA Gallery	C3
Rhubarb East Gallery	H6
Sherborne Wharf Heritage Narrowboats	B5
The Pen Room	B3
Thinktank Birmingham Science Museum	G3

Entertainment

Arcadian	F6
Birmingham Hippodrome	E6
CBSO Centre	C6
Crescent Theatre	A5
Custard Factory	H6
Five Ways Leisure Centre	A6
Highlight Comedy Club	B5
The ICC	B5
Symphony Hall	B5
New Alexandra Theatre	E6
The Electric Cinema	E6
The G Casino Fiveways	B6
The NIA	A4
The O2 Academy	E7
The Old Rep	E5
The REP	C4
Town Hall	D4

Shopping Centres

Bullring	F5
Bull Ring Markets	F6
Great Western Arcade	E4
Martineau Place	F4
Pavilions	F5
Piccadilly Arcade	E5
The Mailbox	D6
The Pallasades	E5
The Square	F4

Travel

Birmingham	G6
Coach Station	F6
Five Ways Station	B7
Jewellery Quarter	B1
Station	F5
Moor Street Station	F5
New Street Station	E5
Snow Hill Station	E3
St Paul's Station	C1



BANK
Restaurant
SAS Dinner



All Bar One
Trainee &
DermSchool Event

Key to symbols

Art gallery	Cinema	Leisure	Night club
Bar	Education	Library	Performing art
Business	Hotel	Museum	Restaurant
Canalboat	Law court	National Trust	Shopping

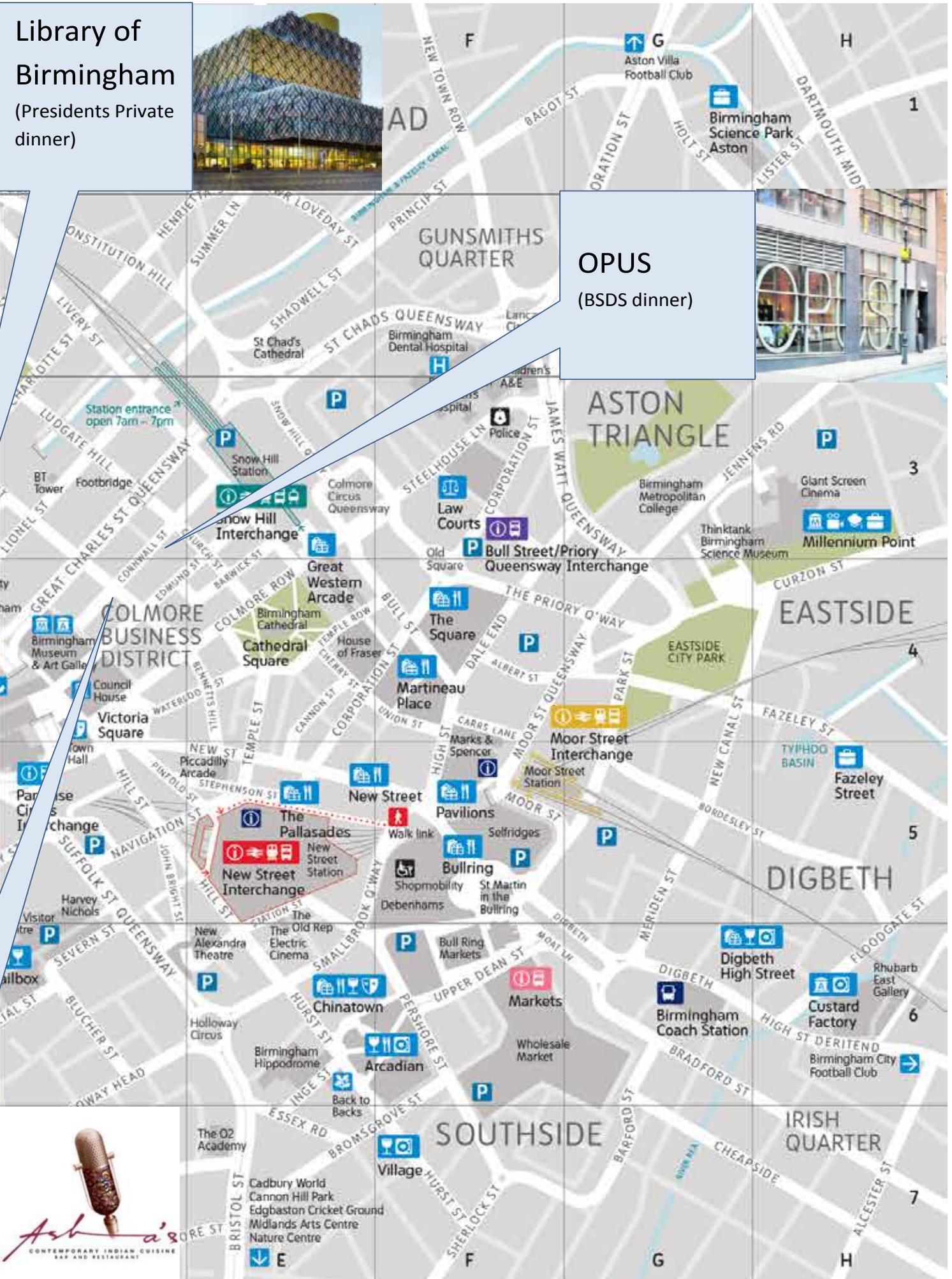
the icc
birmingham

Ashas
BSMD Curry

Library of
Birmingham
(Presidents Private
dinner)



OPUS
(BDS dinner)



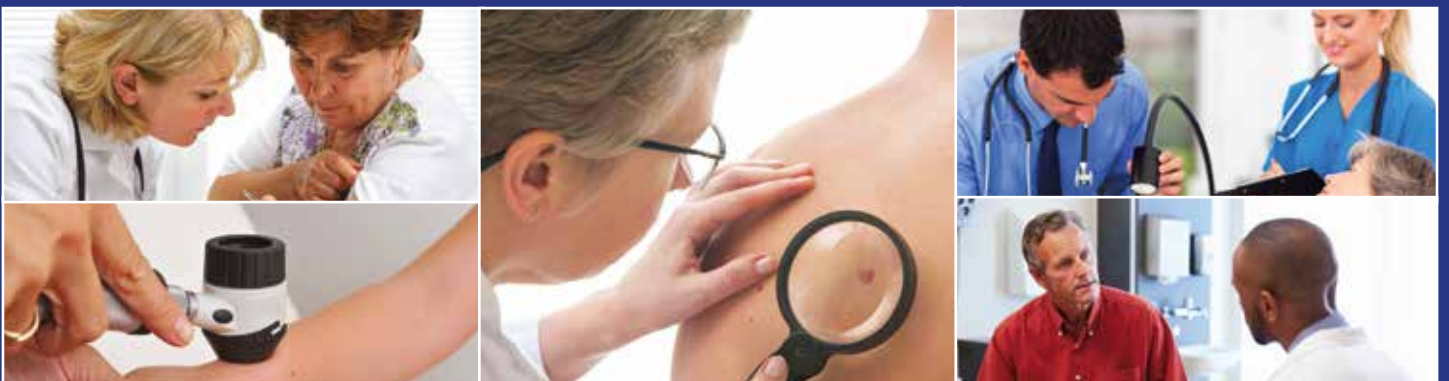
RECIPE FOR 20 YEARS OF BRITISH SKIN FOUNDATION SUCCESS



TAKE 10,000 SUPPORTERS, RAISING OVER £15 MILLION.



ADD 600 RESEARCHERS COMPLETING 330 PROJECTS AT 25 UNIVERSITIES AND
MEDICAL SCHOOLS THROUGHOUT THE UK.



MATURE FOR 20 YEARS AND WITNESS THE COUNTLESS LIVES CHANGED
THROUGH TWO DECADES OF BRITISH SKIN FOUNDATION RESEARCH FUNDING.

For further information and to find out how you can help, please visit:

www.britishskinfoundation.org.uk call 0207 391 6341

www.facebook.com/leadingthefightagainstskindisease

@BSFCharity



THE CHARITY FOR
SKIN DISEASE
AND SKIN CANCER
RESEARCH



Skin Deep

20 Years of Research



On Thursday 13th October 2016 the British Skin Foundation will be holding a unique 20th anniversary event to take place at the Royal College of Physicians, London.

'Skin Deep – 20 years of Research' is a professional 1 day CPD accredited conference, highlighting the work supported by the BSF.

There will be a selection of key note and oral research presentations and an e-poster display.

Session 1

Infection and inflammatory mechanisms

Session 2

Population genetics and epidemiology

Session 3

Cancer treatments and mechanisms

Although there are a limited 150 places, registration is free.

Please email sarah@britishskinfoundation.org.uk, for further details and a registration form.

British Skin Foundation

4 Fitzroy Square, London, W1T 5HQ

www.britishskinfoundation.org.uk

Telephone: 020 7391 6341

Registered Charity Number 313865

PROUDLY SUPPORTING



Stiefel is a global leader in skin science and innovation



At Stiefel, we are serious about skin. We understand the daily impact skin conditions can have on people's lives and the challenges of treatment. We are inspired by the difference healthy skin can make.

We focus on individual skin needs to deliver an integrated portfolio of prescription treatments and skincare products.

Not content with results that bring only partial or temporary improvement, we are committed to finding effective, long-lasting solutions. We listen, using our expertise and an open, collaborative approach to address the real challenges faced by physicians and skincare experts.

By being part of GSK, we can reach further, drawing on global resources and world-renowned R&D in our mission to discover and develop innovative, science-led solutions that make a meaningful difference and raise expectations of skin health.

With our commitment, drive and willingness to innovate, Stiefel is dedicated to helping more people discover and enjoy healthy skin.

 **Stiefel**
a GSK company



www.stiefel.com

©2015 Stiefel Laboratories, Inc. All Rights Reserved.
UK/STIEFEL/0005/16, Date of preparation – May 2016

ESCD 2016

MANCHESTER, UK

**13th Congress of the
European Society of Contact Dermatitis**

13th Congress of the
**European
Society of
Contact Dermatitis**
14-17 September 2016 | Manchester



14-17 September 2016 conference@bad.org.uk
www.escd2016.com