

Final Programme


99<sup>th</sup> Annual Meeting

British Association of Dermatologists



# LIVERPOOL

2<sup>nd</sup> - 4<sup>th</sup> July 2019



# The next era in the treatment of atopic dermatitis: Evolving therapies and clinical use of DUPIXENT<sup>®</sup> (dupilumab) in the real world

Please join us for our symposium

- At the 99th Annual Meeting of the British Association of Dermatologists
- Wednesday 3rd July 2019, 13:00–13:45
- Room 2.2, Exhibition Hall, ACC Liverpool

Please also visit the Sanofi Genzyme stand (C20) and find out more about DUPIXENT at the annual meeting, 2nd–4th July 2019

#### Prescribing Information

Dupilumab (dupilumab) solution for injection in pre-filled syringe. Please refer to the Summary of Product Characteristics (SmPC) before prescribing. **Presentation:** Dupixent 300 mg solution for injection in pre-filled syringe, containing 300 mg of dupilumab in 2 ml (150 mg/ml). **Indication:** Dupixent is indicated for the treatment of moderate-to-severe atopic dermatitis in adult patients who are candidates for systemic therapy. **Dosage and Administration:** Treatment should be initiated by healthcare professionals experienced in the diagnosis and treatment of atopic dermatitis. For adult patients, the recommended initial dose of Dupixent is 600 mg (two 300 mg injections), followed by 300 mg given every other week. Dupixent should be administered as subcutaneous injection, into the thigh or abdomen, except for the 5 cm around the navel. The upper arm can be used if administered by somebody other than the patient. Dupixent can be used with or without topical corticosteroids. Topical calcineurin inhibitors should be reserved for problem areas only, such as the face, neck, intertriginous and genital areas. **Missed dose:** If a dose is missed, administer the dose as soon as possible. Thereafter, resume dosing at the regular scheduled time. **No or partial response:** Discontinuation of treatment should be considered in patients who have shown no response after 16 weeks of treatment. Some patients with initial partial response may subsequently improve with continued treatment beyond 16 weeks. Patients and/or caregivers should be trained on the preparation and administration of Dupixent prior to

use according to the Instructions for Use (IFU) section in the package leaflet. **Contraindications:** Hypersensitivity to the active substance or to any of the excipients. **Warnings and Precautions:** **Traceability:** In order to improve the traceability of biological medicinal products, the name and the batch number of the administered product should be clearly recorded. **Hypersensitivity:** If a systemic hypersensitivity reaction (immediate or delayed) occurs, administration of Dupixent should be discontinued immediately and appropriate therapy initiated. **Helminth infection:** Patients with known helminth infection were excluded from the clinical trials. Dupixent may influence the immune response against helminth infections by inhibiting IL-4/IL-13 signaling. Patients with pre-existing helminth infections should be treated before initiating Dupixent. If patients become infected while receiving treatment with Dupixent and do not respond to anti-helminth treatment, treatment with Dupixent should be discontinued until infection resolves. **Conjunctivitis related events:** Patients treated with Dupixent who develop conjunctivitis that does not resolve following standard treatment should undergo ophthalmological examination. **Comorbid asthma:** Safety and efficacy of Dupixent have not been established in the treatment of asthma. Patients with comorbid asthma should not adjust or stop their asthma treatments without consultation with their physicians. Patients with comorbid asthma should be monitored carefully following discontinuation of Dupixent. **Interactions:** There are no data on the use of

Dupilumab with live vaccines. Results from one study show that antibody responses to tetanus vaccine and meningococcal polysaccharide vaccine were similar in dupilumab-treated patients and placebo-treated patients. No adverse interactions between vaccine and dupilumab were noted. Patients receiving Dupixent may receive concurrent inactive or non-live vaccinations. One study evaluating the pharmacokinetic effects of dupilumab on CYP substrates did not indicate clinically relevant effects of dupilumab on CYP1A2, CYP3A, CYP2C19, CYP2D6 or CYP2C9 activity. **Undesirable Effects: Very common (≥ 1/10):** Injection site reactions. **Common (≥ 1/100 to < 1/10):** Conjunctivitis, Oral herpes, Eosinophilia, Headache, Conjunctivitis allergic, Eye pruritus, Blepharitis. **Very rare (< 1/10,000):** Serum sickness/serum sickness-like reactions. **Serious adverse reactions:** Eczema herpeticum, infections and immunogenicity have also been reported. Please consult the Summary of Product Characteristics for a comprehensive description of adverse reactions associated with Dupixent. **Pregnancy, Lactation and Fertility:** There are limited data from the use of dupilumab in pregnant women. Animal studies do not indicate harmful effects. Dupixent should be used during pregnancy only if the potential benefit justifies the potential risk to the foetus. It is unknown whether dupilumab is excreted in human milk or absorbed systemically after ingestion. A decision must be made whether to discontinue breast-feeding or to discontinue Dupixent therapy taking into account the benefit of breast feeding

for the child and the benefit of therapy for the woman. Animal studies showed no impairment of fertility. **Legal Classification:** POM **List Price UK:** 4 week pack containing 2 x pre-filled syringes £1,264.89, 12 week pack containing 6 x pre-filled syringes £3,794.66 **List Price IE:** Price on Application **Marketing Authorisation Holder:** Sanofi-Aventis groupe - 54, rue La Boétie, 75008 Paris, France **Marketing Authorisation Numbers:** EU/1/17/1229/001-008 **Further information is available from:** UK: Medical Information Department, Sanofi, One Onslow Street, Guildford, Surrey, GU1 4SY Tel: 0845 372 7101 **IE:** Sanofi, 18 Riverwalk, Citywest Business Campus, Dublin 24 or contact IEmedinfo@sanofi.com Tel: 01 403 5600 **Date of Revision:** October 2017

Dupilumab is subject to additional monitoring. This will allow quick identification of new safety information. Adverse events should be reported. In the UK: Reporting forms and information can be found at: [www.mhra.gov.uk/yellowcard](http://www.mhra.gov.uk/yellowcard) Adverse events should also be reported to Sanofi Tel: 0800 0902314. Alternatively, send via E-mail to [UK-drugsafety@sanofi.com](mailto:UK-drugsafety@sanofi.com) In Ireland: Reporting forms and information can be found at: [www.hpra.ie](http://www.hpra.ie), E-mail: [medsafety@hpra.ie](mailto:medsafety@hpra.ie) Adverse events should also be reported to Sanofi Ireland Tel: 01 403 5600. Alternatively, send via E-mail to [IEPharmacovigilance@sanofi.com](mailto:IEPharmacovigilance@sanofi.com)

Reference: 1. Blauvelt A, et al. *Lancet*. 2017;389:2287–2303.

This symposium is organised and funded by Sanofi Genzyme.

Sanofi and Regeneron are collaborating in a global development programme and commercialisation for Dupixent.

Copyright © 2019 Genzyme Therapeutics Limited. All rights reserved.

SAGB.DUP.19.03.0550a | Date of preparation: May 2019

**DUPIXENT<sup>®</sup>**  
(dupilumab)

TARGETED LONG-TERM CONTROL<sup>1</sup>

## Overview

### Monday 1st July Overview 15

DermSchool	17
BSD Self-Assessment	19
Trainee pre-conference session	20
SAS Session	21

### Tuesday 2nd July Overview 22

British Society of Cutaneous Allergy (BSCA)	24
CPCs - Joint BAD / BSD	27
British Society for Dermatological Surgery (BSDS)	29
British Society for Skin Care In Immunosuppressed Individuals (BSSCI)	32
British Society for Dermatopathology (BSD)	35
Sponsored Symposium: LEO Pharma UK	38
Sponsored Symposium: UCB Pharma Ltd	39
Guest Society Session - Royal College of Ophthalmologists	40
Dermatology Teachers	41
Plenary Session	42

### Wednesday 3rd July Overview 43

Plenary session - Medical Dermatology	45
British Cosmetic Dermatology Group (BCDG)	47
BADGEM	49
BADBIR	51
Sponsored Symposium: Merck & Pfizer	52
Sponsored Symposium: Sanofi	53
Plenary Session: Submitted papers	54
British Society for Investigative Dermatology (BSID)	55
Tele dermatology & Digital Dermatology Symposium	56
Psychodermatology UK	58
Historical Symposium	60
Plenary Session	62
UK TREND	64
Sponsored Symposium: Eli Lilly	65

### Thursday 4th July Overview 66

Professors & Registrars Session	68
BSPD & BSPED Joint Session	70
British Photodermatology Group (BPG)	73
British Hair & Nail Society (BHNS)	75
British Society of Geriatric Dermatology	77
Plenary Session	78
BSDS Interactive Cases	79
Advanced Medical Dermatology	80
Health Service Delivery, Management Research and GIRFT symposium	81

### Keynote Lectures

<b>Tuesday</b>	
Professor Chris Miller	42
Mr Dan Morris	42
Professor Michael Lewis	42
Professor Erin Warshaw	42

<b>Wednesday</b>	
Professor Jie Zheng	62
Adjunct Associate Professor Craig Sinclair	62

<b>Thursday</b>	
Professor Graham Ogg	78

## Organising Committee

Assoc. Prof Michael Ardern-Jones  
Miss Marilyn Benham  
Dr Tanya Bleiker  
Mrs Jenna Bowler  
Dr Mabs Chowdhury  
Mr Chris Garrett  
Dr Karen Gibbon

Mrs Catherine Hanaway  
Miss Teagan Kelly  
Prof Nick Levell  
Dr Ruth Murphy  
Dr Anshoo Sahota  
Dr Amr Salam  
Dr Jui Vyas

## BAD Abstract Selection Committee

Assoc Prof Mike Ardern-Jones  
Dr Tanya Bleiker  
Dr Asok Biswas  
Dr Chris Bower  
Dr Mabs Chowdhury  
Dr Giles Dunnill  
Dr Sara Edward

Dr Louise Fearfield  
Prof Nick Levell  
Dr Luisa Motta  
Dr Ruth Murphy  
Dr Girish Patel  
Dr Victoria Swale  
Dr Manuraj Singh

## BAD Judging Committee

Dr Abba Alkali  
Dr Verity Blackwell  
Dr Ian Coulson  
Dr Sharon Crichlow  
Dr Amrit Darvay  
Dr Giles Dunnill  
Dr Sara Edward  
Dr Louise Fearfield  
Dr Adam Fityan  
Dr Louise Fuller  
Dr Karen Gibbon  
Dr Abha Gulati  
Dr Jenny Hughes  
Dr Hamish Hunter

Dr Malvina Krupiczojc  
Dr Aoife Lally  
Dr Claire Martyn-Simmons  
Dr Bryan McDonald  
Dr Eugene Ong  
Dr Monika Saha  
Dr Anshoo Sahota  
Dr Amr Salam  
Dr Jane Setterfield  
Dr Victoria Swale – Chair  
Dr Donna Thompson  
Dr Anne-Marie Tobin  
Dr Helen Young

## BADGEM Abstract Selection Committee

Prof Celia Moss  
Prof Edel O'Toole

Dr Simon Tso  
Dr Mozheh Zamiri

## BCDG Abstract Selection Committee

Dr Anjali Mahto  
Dr Bav Shergill

Dr Nisith Sheth

## BHNS Abstract Selection Committee

Dr Nekma Meah  
Dr Anita Takwale

## BPG Abstract Selection Committee

Dr Hiva Fassihi  
Dr Adam Fityan  
Dr Victoria Goulden  
Dr Sally Ibbotson  
Dr Tsui Ling

Dr Paul Norris  
Dr Ljubomir Novakovic  
Dr James Powell  
Dr Robert Sarkany  
Dr Sophie Weatherhead

## BSCA Abstract Selection Committee

Dr Chandra Bertram  
Dr Cathy Green

Dr Tine Reckling  
Dr Sarah Wakelin

## BSPD Abstract Selection Committee

Dr Fiona Browne  
Prof Jemima Mellerio

## BSD Abstract Selection Committee

Dr Asok Biswas  
Dr Sara Edward

Dr Luisa Motta  
Dr Manuraj Singh

## BSDS Abstract Selection Committee

Dr Adam Bray  
Dr Vindy Ghura  
Dr Wal Hussain

Dr Stephen Keohane  
Dr Lisa Naysmith  
Dr Tom Oliphant

## BSSCII Abstract Selection Committee

Dr Tanya Basu  
Dr Fiona Child  
Dr Abha Gulati  
Prof Catherine Harwood

Dr Ferina Ismail  
Dr Conal Perrett  
Prof Charlotte Proby  
Dr Mary Wain

## Teledermatology Abstract Selection Committee

Dr Carolyn Charman  
Dr David de Berker

Dr Saul Halpern

## Dermatology Teacher Abstract Selection Committee

Dr Stuart Cohen  
Dr Alice Coulton  
Dr Tamara Griffiths

Dr Thomas King  
Dr Maulina Sharma  
Dr Minal Singh

## Historical Abstract Selection

Dr David Eedy  
Dr Julia Ellis  
Prof David Gawkrodger  
Dr Frances Humphreys  
Prof Nick Levell

Prof Rona Mackie  
Dr Leslie Millard  
Dr Alexa Shipman  
Dr Dominic Tabor  
Dr Paul Yesudian

## Psychodermatology Abstract Selection Committee

Dr Janet Angus  
Dr Susannah Baron

Dr Anthony Bewley  
Dr Elise Kleyn

# A Warm Welcome to Liverpool 2019

It is a great pleasure for me to Chair the Organising Committee of the 99th Annual Meeting of the British Association of Dermatologists, which will be held on 2-4 July 2019 in Liverpool. We are once again delighted to be in the award winning ACC Liverpool. On the banks of the River Mersey at the heart of the city's iconic waterfront, ACC Liverpool is a world-class facility in a unique setting. ACC Liverpool is a venue that's easy to reach with two international airports, 20 minutes from the UK motorway network, and closer still to trains and ferries. Liverpool is a vibrant, modern city, proud of its rich heritage and renowned for its friendly people.



## Scientific Programme

This year we are delighted to welcome the Royal College of Ophthalmologists as our 2019 guest society; our Tuesday joint session will explore a range of ocular related dermatological diseases and treatments. This will be followed by the Keynote lecture from Dan Morris (UK) talking on 'The Eye at High Altitude- Tales from Mt Everest.' The Tuesday afternoon plenary also has three other keynote lecturers: Chris Miller (USA) talking on Speciality Site Melanomas; Mike Lewis (UK) on the management of Mouth Ulcers; and the final keynote is Erin Warshaw (USA) presenting on Acrylates.

We continue on Wednesday with the popular Medical Dermatology session, followed by submitted papers session and an afternoon plenary of invited speakers and two further keynotes in: Jie Zheng (China) and Craig Sinclair (Australia) updating us on respectively 'Psoriasis Relapse' and 'Skin Cancer Prevention'. The day ends with a presentation from the Patient Support Groups.

Thursday morning starts with the Professors and Registrars session and an early afternoon plenary of invited speakers. This session is concluded with our Rook Orator for 2019, Graham Ogg presenting on 'Therapeutic relevance of newly discovered skin immune cells'. The final part of the afternoon sessions, feature three concurrent sessions: GIRFT and two interactive cases sessions, one from the BSMD and one from the BSDS. Be sure to download the meeting App prior to attend the Annual Meeting.

As always there are plenty of other sessions and talks of interest taking place in the Special Interest Group session, Hot Topics, Sponsored Symposia and the pre-conference sessions. Be sure to read through this announcement for the details and pre-register to avoid delays upon arrival. The Poster Walks introduced in 2018 will continue so please sign up at the registration desk, all posters can be found on the upper level in Hall 3. Please be sure to visit the stands within the exhibition hall (lower level), you will also find the catering, well being area and the two dedicated session rooms (for Hot Topics and Lunchtime Symposia) in Hall 2.

On Monday 1st July, we will be holding pre-conference sessions for trainees, Specialty & Associate Specialist doctors, medical students and there will be a BSD self-assessment session. Due to the success of last year's BADfest we will again be holding an evening of entertainment, food and drinks on Tuesday. This year it will start slightly later at 18:30 to allow BAD members to attend the AGM and will be at the Beatle Story Museum. There will be a range of musical entertainment around the venue so be sure to immerse yourselves in Beatles mania! Please do look out for notice of charitable and other memorable activities leading up to the 2020 Centenary BAD Annual meeting in Manchester.

Along with the whole BAD team, I look forward to offering a warm welcome to all UK and International delegates. It promises to be a packed and memorable conference in Liverpool.

I hope you enjoy the meeting!

**Dr Mabs Chowdhury**  
Academic Vice President (2017-2019)

## Acknowledgements

The British Association of Dermatologists gratefully acknowledges the contribution of the many exhibitors & sponsors whose attendance has helped make the meeting possible.

# Programme Overview

## Monday 1st July 2019

Time	Session Detail	Room	Page
09:30 – 17:55	DermSchool	Hall 1B	17
12:45 – 18:15	BSD Self-Assessment	Hall 4B	19
12:15 – 18:00	Trainee Pre-conference Session	Hall 1c	20
12:15 – 18:00	Staff & Associate Specialist Session	Hall 12	21

## Tuesday 2nd July 2019

Time	Session Detail	Room	Page
08:30 – 12:00	British Society of Cutaneous Allergy	Hall 1C	24
08:45 – 10:23	Clinicopathological Cases	Hall 1A	27
08:30 – 17:00	British Society for Dermatological Surgery	Hall 11	29
08:45 – 12:15	British Society for Skin Care in immunosuppressed Individuals	Hall 1B	32
10:30 – 11:00	Hot Topics	2.1 & 2.2	83
10:30 – 11:00	Poster Walks	Hall 3	84
11:00 – 14:30	British Society for Dermatopathology	Hall 1A	35
12:30 – 13:15	Sponsored Symposium: LEO Pharma UK	2.1	38
12:30 – 13:15	Sponsored Symposium: UCB Pharma Ltd	2.2	39
13:15 – 14:45	Guest Society - Royal College of Ophthalmologists	Hall 1C	40
13:15 – 14:15	Dermatology Teachers	Hall 1B	41
14:30 – 15:00	Hot Topics	2.1 & 2.2	83
14:30 – 15:00	Poster Walks	Hall 3	84
15:00 – 15:30	Keynote Lecture: Prof Chris Miller	Hall 1A	42
15:30 – 16:00	Keynote Lecture: Mr Dan Morris	Hall 1A	42
16:00 – 16:30	Keynote Lecture: Prof Mike Lewis	Hall 1A	42
16:30 – 17:00	Invited Lecture: Prof Erin Warshaw	Hall 1A	42
17:15 – 18:45	AGM – BAD members only	Hall 1A	
18:30 – 22:30	BADfest	The Beatles Story	12

## Wednesday 3rd July 2019

Time	Session Detail	Room	Page
07:30 – 08:30	Christian Medical Fellowship Breakfast	Hall 4B	
08:45 – 12:30	Plenary session - Medical Dermatology	Hall 1A	45
08:45 – 12:30	British Cosmetic Dermatology Group	Hall 11	47
09:00 – 12:30	BADGEM	Hall 1B	49
09:00 – 10:00	BADBIR	Hall 12	51
10:30 – 11:00	Hot Topics	2.1 & 2.2	83
10:30 – 11:00	Poster Walks	Hall 3	84
13:00 – 13:45	Sponsored Symposium: Merck & Pfizer	2.1	52
13:00 – 13:45	Sponsored Symposium: Sanofi	2.2	53
14:00 – 15:15	Scientific Session – submitted papers	Hall 1A	54
14:00 – 15:30	British Society for Investigative Dermatology	Hall 12	55
13:45 – 15:30	Teledermatology & Digital Dermatology Symposium	Hall 11	56
14:15 – 17:15	Psychodermatology	Hall 1B	58
14:15 – 15:30	Historical Symposium	Hall 1C	60
15:30 – 16:00	Hot Topics	2.1 & 2.2	83
15:30 – 16:00	Poster Walks	Hall 3	84
16:10 – 16:40	Keynote Lecture: Prof Zie Jheng	Hall 1A	62
16:30 – 18:00	UK Trend	Hall 12	64
17:00 – 17:30	Keynote Lecture: Adjunct Assoc Prof Craig Sinclair	Hall 1A	62
18:15 – 19:00	Sponsored Symposium: Eli Lilly	Hall 1B	65

## Thursday 4th July 2019

Time	Session Detail	Room	Page
08:30 – 12:15	Professors & Registrars Session	Hall 1A	68
08:30 – 12:15	BSPD & BSPED Joint Session	Hall 11	70
08:30 – 12:15	British Photodermatology Group	Hall 12	73
09:00 – 12:00	British Hair & Nail Society	Hall 1C	75
10:15 – 10:45	Hot Topics	2.1 & 2.2	83
10:15 – 10:45	Poster Walks	Hall 3	84
12:30 – 13:30	British Society of Geriatric Dermatology	Hall 2.1	77
12:30 – 13:30	ECZEMA! – a play	Hall 2.2	77
13:00 – 14:15	Plenary Session	Hall 1A	78
14:30 – 15:15	Arthur Rook Oration: Professor Graham Ogg	Hall 1A	78
15:30 – 17:00	BSDS Interactive Cases	Hall 14B	79
15:30 – 17:00	Advanced Medical Dermatology	Hall 1C	80
15:30 – 17:00	Health Service Delivery, Management Research and GIRFT Symposium	Hall 12	81



14TH WORLD CONGRESS 22 - 25 SEPTEMBER 2021

# WCPD 2021

World Congress of Paediatric Dermatology

EDINBURGH • UK

## SAVE THE DATE

- Renowned speakers from around the world in plenary sessions
- Foremost experts leading interactive sessions
- Latest updates on management of Atopic Dermatitis, Infantile Haemangiomas, Psoriasis, Urticaria, Drug reactions and other common diseases
- Newest data on the novel therapies on the market in Paediatric Dermatology
- Practical workshops on rare diseases including Epidermolysis Bullosa, Congenital naevi, Vascular anomalies
- Prizes for Best Abstracts/Travel Awards



If you work in Paediatric Dermatology, you can't afford to miss this meeting!  
Register your interest at [www.wcpd2021.com](http://www.wcpd2021.com)

We look forward to welcoming you in Edinburgh!

**14<sup>th</sup> Congress Chair:** Dr Veronica Kinsler  
Great Ormond Street Hospital for Children (GOSH), London, UK



[wcpd2021.com](http://wcpd2021.com)



### Accommodation

Innov8 is the official accommodation provider for the 2019 BAD Annual Meeting. To book accommodation for this event, please visit <https://innov8-conferences.co.uk/accommodation-for-99th-annual-meeting-of-the-british-association-of-dermatologists/>

### App

We will be providing a smartphone conference app for delegates to use during the conference.

The app will provide the following features:

- Review agenda & speakers
- Interactive floorplans
- View abstracts & e-posters
- View sponsors & exhibitors

BAD 2019 is grateful to Novartis for sponsoring the App



### Badges

Conference badges will be handed to delegates on registration. For security purposes name badges must be worn at all times throughout the meeting. If you lose your badge, a replacement must be obtained at the registration desk.

The RFID badges will enable delegates to touch into sessions for CPD recording.

In addition, some of the exhibiting companies may ask you to tap in at their stand or symposium. Please be aware that by doing this you will be providing your email details and may receive one automatic email from them.

Following delegate feedback from the 2018 Annual Meeting you will also be able to provide the company with an email address of your choice. The email address they receive will be the one that you specifically indicated in the appropriate section on the registration system.

### Banking

A cash machine is situated in the Galleria and does not charge for withdrawals.

### Business Services

Located in the Galleria, the E.ON Business centre is open throughout the event.

### Catering

Lunch and all scheduled refreshment breaks will be served from designated points in the exhibition hall.

### Certificate of Attendance

Certificates of attendance will be issued after the meeting and sent to your registered email address. They will provide a CPD breakdown of the sessions you have attended.

Please don't forget to tap into sessions.

### Cloakroom

The cloakroom is located on the Galleria. There will be a charge of £1.00 per item.

### Continuing Professional Development Credits (CPD)

This event is approved for external credit for the CPD scheme of the Federation of Royal Colleges of Physicians of the UK. **Please tap into sessions** to receive a CPD Breakdown on your certificate to be received post meeting. Physicians should record their credits in their diaries, in accordance with the current RCP recommendations.

### Exhibition

The exhibition will be located in Hall 2 of the ACC and will be open at the following times:

<b>Tuesday 2nd July:</b>	<b>10:00 - 17:00</b>
<b>Wednesday 3rd July:</b>	<b>09:00 - 17:00</b>
<b>Thursday 4th July:</b>	<b>09:00 - 14:00</b>

### Exhibition Quiz

Exhibition quiz forms will be included in the delegate bags. To participate in the quiz, delegates must visit each participating exhibitor and answer a simple question. Participants must also obtain three answers from the patient support groups, please note you only need four from any of the patient support groups present over the duration of the meeting. All completed quiz forms must be returned to the registration desk by 14:00 on Thursday 4th July. The winner will be announced after the meeting.

### First Aid

First aid support is available onsite; please ask an ACC steward who will be able to assist you.

### Parking

Just a few steps from ACC Liverpool and an integral part of the venue's riverside plaza location, the 1,600-space multi-storey Liverpool Waterfront Car Park is fully secure and open 24 hours a day, 7 days a week.

### Payment of Registration Fees

We would prefer delegates to pay by cheque (pounds sterling drawn on a UK bank only or by sterling bank draft) made payable to the 'British Association of Dermatologists'. Cheques in other currencies cannot be accepted. Alternatively, delegates may pay by credit card and this is encouraged for overseas delegates. Please note that we only accept MasterCard and Visa. American Express cannot be accepted.

### Poster Exhibition

The poster exhibition will be located within Hall 3. The posters will be numbered and a list is provided at the back of this programme.

There will be an e-poster display area showing all the posters submitted. Posters should be removed by 14:00 on Thursday 4th July. Please note that the British Association of Dermatologists cannot be held responsible for any loss or damage to a poster presented during the Annual Meeting.

### Registration Desk

The registration desk will be located on the Galleria and will be staffed by the BAD team during the following hours:

<b>Monday 1st July</b>	<b>09:00 - 18:00</b>
<b>Tuesday 2nd - Thursday 4th July</b>	<b>08:00 - 18:00</b>

### Sponsored Symposia

The following companies will be holding sponsored symposia at the meeting:

#### Tuesday 2nd July:

<b>12:30 - 13:15</b>	<b>LEO PHARMA UK</b>	<b>HALL 2.1</b>
<b>12:30 - 13:15</b>	<b>UCB PHARMA LTD</b>	<b>HALL 2.2</b>

#### Wednesday 3rd July:

<b>13:00 - 13:45</b>	<b>MERCK &amp; PFIZER</b>	<b>HALL 2.1</b>
<b>13:00 - 13:45</b>	<b>SANOFI</b>	<b>HALL 2.2</b>
<b>18:15 - 19:00</b>	<b>ELI LILLY</b>	<b>HALL 1B</b>

### Speaker Preview

Speaker preview will be in Hall 10, please ask at the registration desk for directions. All presenters must take their memory sticks to speaker preview at least two hours prior to their presentation

### Taxis

A taxi rank is located on the riverside of the venue

### Transport

<http://www.accliverpool.com/visiting-us/travelling-here/>

### Catch the Train

Virgin Trains operates hourly, direct services from London Euston to Liverpool Lime Street (with a journey time of just over two hours). Other long-distance rail services also operate into Liverpool Lime Street station. ACC Liverpool is a 20-minute walk from Lime Street or a short taxi ride.

### Fly to Liverpool

Liverpool John Lennon Airport features low-cost and charter flights to domestic, European and International destinations. A taxi from the airport to the city centre will take approximately 20 minutes or the express bus service Route 500 will take approximately 25 minutes, dropping you off within a five-minute walk of ACC Liverpool.

Just 45 minutes' away via the motorway network, Manchester Airport has an even more extensive network of flights, with long haul destinations including America and the Far East served with direct flights.

### Come by Car

Less than 20 minutes from the UK motorway network and adjacent to Liverpool's main through road, ACC Liverpool is perfectly placed if arriving by car.

### Venue

The ACC Liverpool  
Kings Dock  
Liverpool Waterfront  
Liverpool  
L3 4FP

### General Enquiries

+44 (0) 151 475 8888  
[www.accliverpool.com](http://www.accliverpool.com)

### Well-Being Area

The BAD is pleased to include the well-being area within the Exhibition Hall. Therapists from D-Stress & Go (UK) [www.dstress.co.uk](http://www.dstress.co.uk) are able to provide attendees with a wide variety of therapies which include Shiatsu, Reiki, Seated Acupressure Massage, Indian Head Massage and Thai Yoga Massage.

### Wi-Fi

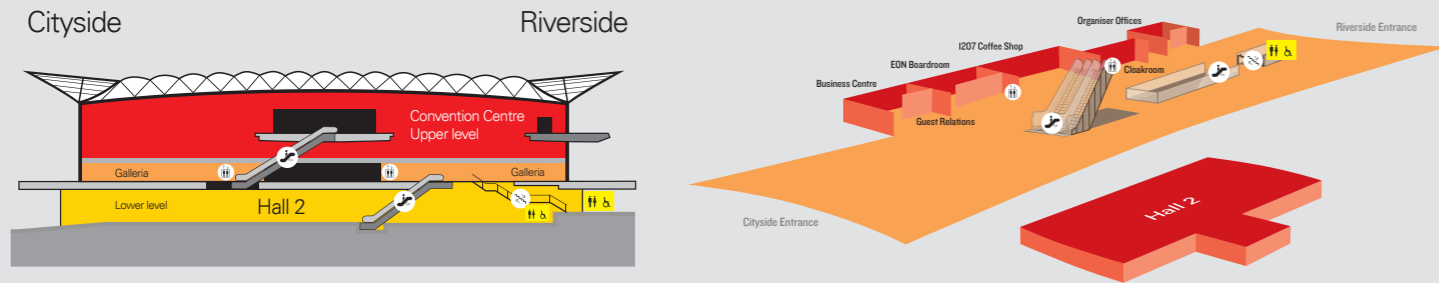
Wi-Fi access is complimentary and widely available



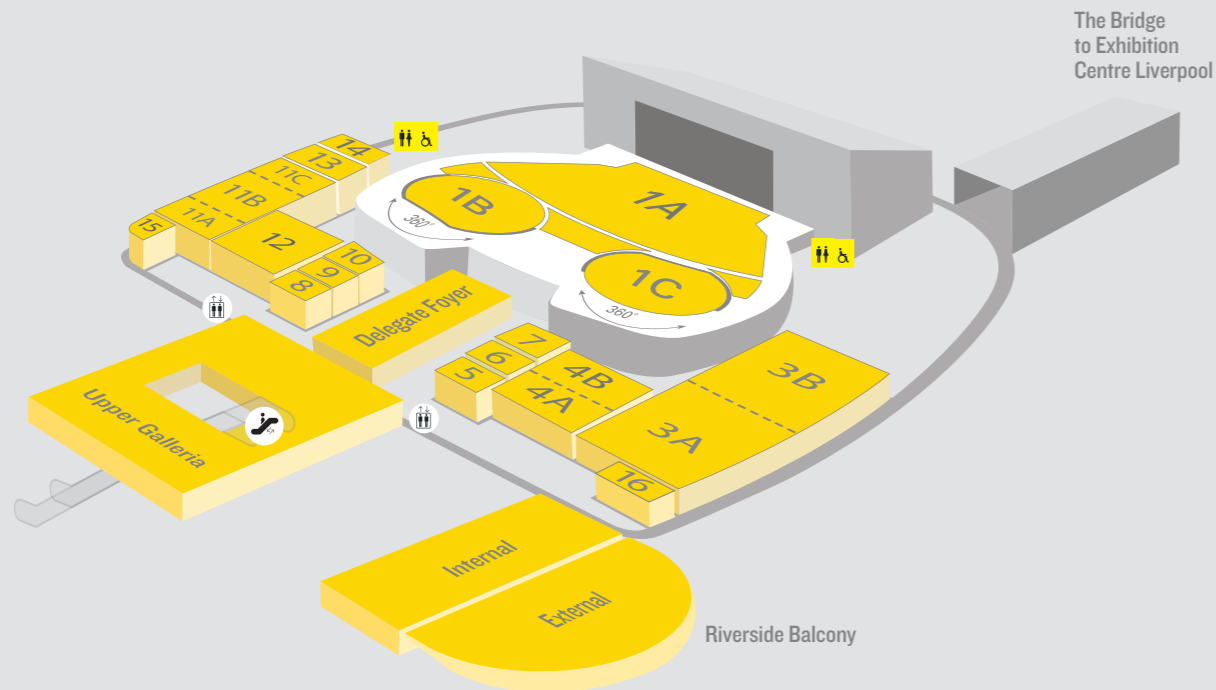
# ACC Liverpool Map



## Galleria + Hall 2



## Level 3



### Key

- Lift
- Escalator
- Stairs
- Male/Female Toilets
- Disabled Toilets



## Social Events

### Trainee Evening Event

**1 July 2019, Revolución de Cuba**  
**17:30 - 18:00**

The trainee evening event is a great opportunity to meet with colleagues and network in a relaxed and informal setting. Join us for drinks and food at Revolución de Cuba, a stunning two floor rum bar and cantina situated on the beautiful Albert Dock.

### SAS

**1 July 2019, Gusto Restaurant & Bar**  
**19:30 - 22:00**

SAS Doctors are invited to an informal dinner on Monday evening. This sophisticated bar and restaurant overlooking the waterfront and Tate couples classic Italian food with a contemporary setting.

This is a pre-booked event and tickets cost £20.00

### BADfest

**2 July 2019, The Beatles Story**  
**18:30 - 22:00**

We hope this will be a perfect opportunity to relax, catch up with old acquaintances and form new friendships. BADfest will be taking place nearby at The Beatles Story; an exciting and atmospheric venue that follows the fame of The Beatles in true sixties style. All attendees are invited to attend.

### BSDS Dinner

**2 July 2019, Dr Martin Luther King Jr Building**  
**20:00 - 23:00**

The British Society for Dermatological Surgery will hold a drinks reception followed by a fine dining meal at the Dr Martin Luther King Jr Building. This building boasts a rich history in Liverpool and the impressive exterior architecture and interior design provide the perfect setting for a formal reception.

Ticket cost: £50.00 (reduced cost for trainees: £20.00)  
 Dress code: Black Tie

### BSMD Curry night

**3 July 2019, eastZeast**  
**19:00 - 22:30**

British Society for Medical Dermatology are hosting a curry night at eastZeast. Located on the Kings Dock this restaurant provides a modern and stylish décor alongside an authentic and prized cuisine that is sure to be a dining experience to remember.

This is a pre-booked event and tickets cost £20.00. Places are limited.



**After a Hard Day's (Night) please join us from 18:30 – 22:00 at The Beatles Story Museum, Albert Dock for BADfest on Tuesday 2<sup>nd</sup> July**



**BADfest**

**An evening of networking, food and entertainment**

**We hope you will enjoy the show...**


# Come and Join Us

**BJD** British Journal of Dermatology

**CED** Clinical and Experimental Dermatology

## Meet the Editors

Find out how to get published and discover more about peer review:



**John Ingram**  
New Editor of BJD  
Tuesday 2.30 – 3.00pm  
Thursday 12.30 – 1pm



**Alexa Shipman**  
Editor of CED  
Tuesday 10 – 10.30am  
Wednesday 1 – 1.30pm

**BAD stand (Hall 2, Foyer)**

## How to Get Published

Join the Editors for this Hot Topic session on 'How to get your paper published in BJD and CED' featuring top tips on publishing your research in our flagship journal, BJD and educational journal, CED. We will also cover writing, peer review and disseminating your research through plain language summaries, Journal Club slides, video and social media.

**Room 2.2**  
**Thursday 10.15 – 10.45am**

## Ask Questions and Test Your Skills

The Editorial office team will be here during the conference to answer your queries and you can test yourself to gain CPD points based on articles from CED.

**BAD stand (Hall 2, Foyer)**

## Hot Topic:

This exciting session by Jonathan Batchelor, and Rosalind Simpson will give you a summary of top dermatology trials and research, and how this fits in with your dermatology practice.

**Tuesday 10 – 10.30am**  
**Room 2.1**



**WILEY**

# Committee Meetings

## Monday 1st July 2019

<b>10:00 – 17:00</b>	BJD Editorial Team Meeting	Hall 13
<b>11:00 – 13:00</b>	SAS Sub-committee	Hall 5
<b>12:30 – 15:00</b>	Education Unit Meeting	Hall 8
<b>16:00 – 18:00</b>	British Association of Dermatologists Officers	Hall 5
<b>18:30 – 19:30</b>	National Dermatology Trainee Committee	Hall 4A

## Tuesday 2nd July 2019

<b>07:30 – 08:30</b>	British Society for Dermatopathology Executive Committee	Hall 5
<b>09:30 – 10:30</b>	Teachers of Undergraduate Dermatology	Hall 8
<b>11:00 – 12:30</b>	Dermatology Industry Group	Hall 4B
<b>11:45 – 12:15</b>	The British Society of Cutaneous Allergy (BSCA) AGM	Hall 1C
<b>11:45 – 12:15</b>	British Society for Skin Care in Immunosuppressed Individuals AGM	Hall 1B
<b>12:00 – 14:00</b>	Clinical Experimental Dermatology	Hall 6
<b>14:00 – 15:30</b>	Health Informatics Sub-committee	Hall 13
<b>14:30 – 15:15</b>	British Society for Dermatopathology AGM	Hall 12
<b>16:00 – 17:30</b>	UK DCTN Trial Prioritisation Panel	Hall 5
<b>16:15 – 17:00</b>	British Society for Dermatological Surgery AGM	Hall 11
<b>17:15 – 18:45</b>	British Association of Dermatologists' AGM (Members Only)	Hall 1A

## Wednesday 3rd July 2019

<b>08:00 – 09:00</b>	BADGEM Informatics sub-group meeting	Hall 13
<b>08:30 – 10:00</b>	British Skin Foundation Grants Advisory	Hall 5
<b>09:00 – 11:00</b>	British Society for Dermatological Surgery Committee	Hall 8
<b>11:30 – 12:30</b>	British Association of Dermatologists Officers	Hall 6
<b>12:00 – 12:30</b>	British Cosmetic Dermatology Group AGM	Hall 11
<b>12:30 – 16:00</b>	British Society for Medical Dermatology Committee	Hall 8
<b>12:30 – 13:30</b>	UK TREND Steering Committee meeting	Hall 5
<b>13:00 – 14:00</b>	British Association of Dermatologists' Executive Committee	Hall 4
<b>13:00 – 14:00</b>	Dowling Club Meeting	Hall 7
<b>13:15 – 15:00</b>	UK Dermatology Clinical Trials Network AGM	Hall 14
<b>13:30 – 14:30</b>	Skin Cancer Prevention Committee	Hall 15
<b>14:00 – 15:00</b>	BADGEM Steering Group Meeting	Hall 13
<b>16:00 – 18:00</b>	British Society for Investigative Dermatology Committee	Hall 5
<b>16:00 – 17:00</b>	Therapy & Guidelines Sub-committee	Hall 7
<b>16:30 – 17:30</b>	Historical Collection Sub-Committee	Hall 6

## Thursday 4th July 2019

<b>08:30 – 09:30</b>	Exhibitors' Meeting	Hall 13
<b>11:30 – 12:30</b>	NIHR NSG	Hall 13
<b>12:00 – 12:15</b>	British Photodermatology Group AGM	Hall 12
<b>12:15 – 13:30</b>	British Society for Paediatric Dermatology Committee	Hall 8
<b>12:30 – 13:30</b>	British Hair and Nail Society Committee	Hall 7
<b>15:30 – 17:00</b>	British Photodermatology Group Committee	Hall 8

# Monday Overview

Time	Session Detail	Room	Page
<b>09:30 – 17:55</b>	DermSchool	Hall 1B	<b>17</b>
<b>12:45 – 18:45</b>	BSD Self-Assessment	Hall 4B	<b>19</b>
<b>12:15 – 18:00</b>	Trainee Pre-conference Session	Hall 1C	<b>20</b>
<b>12:15 – 18:00</b>	Staff & Associate Specialist Session	Hall 12	<b>21</b>

## Notes

---

---

---

---

---

---

---

---

---

---

---

---

---

---

---

---

---

---

---

---

---

---

---

---

---

---



# Room Schedule

Monday 1st July	09:00 - 09:15	09:15 - 09:30	09:30 - 09:45	09:45 - 10:00	10:00 - 10:15	10:15 - 10:30	10:30 - 10:45	10:45 - 11:00	11:00 - 11:15	11:15 - 11:30	11:30 - 11:45	11:45 - 12:00	12:00 - 12:15	12:15 - 12:30	12:30 - 12:45	12:45 - 13:00	13:00 - 13:15	13:15 - 13:30	13:30 - 13:45	13:45 - 14:00	14:00 - 14:15	14:15 - 14:30	14:30 - 14:45	14:45 - 15:00	15:00 - 15:15	15:15 - 15:30	15:30 - 15:45	15:45 - 16:00	16:00 - 16:15	16:15 - 16:30	16:30 - 16:45	16:45 - 17:00	17:00 - 17:15	17:15 - 17:30	17:30 - 17:45	17:45 - 18:00	18:00 - 18:15	18:15 - 18:30	18:30 - 18:45						
Registration Foyer																																													
Hall 1B				DermSchool																																									
Hall 1C																																													
Delegate Upper Foyer				DermSchool Catering																																									
Hall 4A																																													
Hall 4B																																													
Hall 5																																													
Hall 8																																													
Hall 9																																													
Hall 10																																													
Hall 11B & C																																													
Hall 11A																																													
Hall 12																																													
Internal Riverside Balcony																																													
Hall 13																																													
Ground Floor Galleria																																													

## 11th Annual DermSchool Preconference session

**Date:** Monday 1<sup>st</sup> July  
**Time:** 09:30 - 17:55  
**Room:** Hall 1B  
**Chair:** Dr Mabs Chowdhury & Dr Amr Salam



### Programme

- 09:30 - 09:50** Registration and coffee
- 09:50 - 09:55** Introduction  
**Dr Mabs Chowdhury**
- 09:55 - 10:25** Dermatological Surgery  
**Dr Vindy Ghura**
- 10:25 - 12:15** Practical session
- 12:15 - 12:55** Interactive Surgical Quiz with BSDS Prize  
**Hosted by Dr Vindy Ghura**
- 12:55 - 13:30** Lunch
- 13:30 - 13:40** DermSoc talk  
**Various**
- 13:40 - 14:10** Occupational and Allergic Skin Disease  
**Dr Portia Goldsmith**
- 14:10 - 14:40** Paediatric Dermatology  
**Dr David Paige**
- 14:40 - 15:10** Dermatology and General Medicine  
**Dr Andrew Carmichael**
- 15:10 - 15:40** The Sun and the Skin  
**Dr Robert Sarkany**
- 15:40 - 16:20** Career questions to the Panel and answers with tea
- 16:20 - 16:40** Dermatology Research  
**Prof Carsten Flohr**

- 16:40 – 16:50 Best Dermatology Elective  
**Dr Antonio Ji Xu**
- 16:50 – 17:00 British Journal of Dermatology Junior Editor  
**Dr Lydia Scrivens**
- 17:00 – 17:20 Getting into Dermatology  
**Dr Sheila McSweeney**
- 17:20 – 17:30 Other Dermatology Training Opportunities  
**Dr Derrick Phillips**
- 17:30 – 17:50 Quiz  
**Dr Eugene Ong**
- 17:50 – 17:55 Poster prize  
**Dr Mabs Chowdhury**
- 17:55 Close
- 18:00 – 21:00 DermSchool and Trainee evening social event @ Bar Revolución de Cuba

## Notes

---

---

---

---

---

---

---

---

---

---

---

---

---

---

---

---

---

---

---

---

---

---

---

---

# 7th BSD Dermatopathology Self Assessment

**Date:** Monday 1<sup>st</sup> July  
**Time:** 12:45 - 18:15  
**Room:** Hall 4B  
**Chair:** Dr Sara Edward

## Programme

- 12:45 – 13:45 Lunch Hall 4A
- 13:45 – 15:45 Presentation of Cases 1 - 20
- 15:45 – 16:15 Break Hall 4A
- 16:15 – 18:15 Presentation of Cases 21 - 40
- 18:15 Evaluation forms, certificates and end of session

**Royal College of Pathologists approved for CPD maximum of 6 credits**

### Speakers:

Dr Arti Bakshi	Dr Asok Biswas
Dr Paul Craig	Dr Blanca Martin
Dr Catherine Stefanato	Dr Madhavi Maheshwari
Dr Luisa Motta	Dr Nicholas Tiffin

## Notes

---

---

---

---

---

---

---

---

---

---

---

---

---

---

---

---

---

---

---

---

---

---

---

---

## Trainee Session

**Date:** Monday 1<sup>st</sup> July  
**Time:** 12:15 - 18:00  
**Room:** Hall 1C  
**Chair:** Dr Amr Salam & Dr David de Berker

### Programme

12:15 – 12:55	Lunch
12:55 – 13:00	Welcome and Introduction <b>Dr David de Berker and Dr Amr Salam</b>
13:00 – 13:45	TPC01 Tertiary Centre Management of Acne <b>Dr Alison Layton</b>
13:45 – 14:15	TPC02 Acute Paediatric Dermatology <b>Dr Emma Howard</b>
14:15 – 14:45	TPC03 Psychodermatology <b>Dr Alia Ahmed</b>
14:45 – 14:55	TPC04 Trainee Update <b>Dr Amr Salam</b>
14:55 – 15:10	Break
15:10 – 15:40	TPC05 Diagnosis and Management of Pre-Malignant Skin Lesions <b>Dr Mary Wain</b>
15:40 – 16:25	TPC06 <b>International Guest Speaker:</b> The Essentials of Dermatologic Surgery <b>Prof Chris Miller (Philadelphia, USA)</b>
15:55 – 16:25	TPC07 Consent and Complications in Skin Surgery <b>Dr Wal Hussain</b>
16:55 – 17:10	Break
17:10 – 18:00	TPC08 <b>Keynote Lecture:</b> Joint with SAS Session - in Hall 11 Seizing the Moment in Cancer Prevention – Getting the most out of providing brief advice to patients <b>Adjunct Associate Professor Craig Sinclair (Melbourne, Australia)</b>
18:00 – 21:00	Trainee evening event @ Revolución de Cuba

## Speciality & Associate Specialists Session

**Date:** Monday 1<sup>st</sup> July  
**Time:** 12:15 - 18:00  
**Room:** Hall 12  
**Chair:** Dr Jui Vyas & Dr Flora Kiss

### Programme

12:15 – 12:55	Lunch
12:55 – 13:00	Welcome and Introduction
13:00 – 13:45	SAS01 Top tips in Paediatric Dermatology <b>Dr Richard Goodwin</b>
13:45 – 14:30	SAS02 Practical tips on managing hair loss <b>Dr Jenny Jones</b>
14:30 – 15:15	SAS03 It could happen to you! - managing complications in cosmetic dermatology <b>Dr Maria Gonzalez</b>
15:15 – 15:30	Break
15:30 – 16:15	SAS04 New treatments for Atopic Eczema <b>Dr Andrew Pink</b>
16:15 – 17:00	SAS05 My approach to diagnosis and management of oral ulcers <b>Professor Mike Lewis</b>
17:10 – 18:00	SAS06 <b>Keynote Lecture:</b> Joint with Trainee session - in Hall 11 Seizing the Moment in Cancer Prevention – Getting the most out of providing brief advice to patients <b>Adjunct Associate Professor Craig Sinclair (Melbourne, Australia)</b>
19:30 – 22:00	SAS evening Dinner @ Gusto

# Room Schedule

Room	08:00 - 09:00	09:00 - 10:00	10:00 - 11:00	11:00 - 12:00	12:00 - 13:00	13:00 - 14:00	14:00 - 15:00	15:00 - 16:00	16:00 - 17:00	17:00 - 18:00	18:00 - 19:00
Hall 1A	Clinicopathological cases										
Registration Foyer	Registration Open										
Hall 2											
Hall 2.1											
Hall 2.2											
Hall 1B											
Hall 1C											
Hall 3A											
Hall 3B											
Hall 4B											
Hall 5											
Hall 6											
Hall 7											
Hall 8											
Hall 9											
Hall 10											
Hall 11B & C											
Hall 11A											
Hall 12											
Hall 13											

# Tuesday Overview

Time	Session Detail	Room	Page
08:00 - 12:00	British Society of Cutaneous Allergy	Hall 1C	24
08:45 - 10:23	Clinicopathological Cases	Hall 1A	27
08:30 - 17:00	British Society for Dermatological Surgery	Hall 11	29
08:45 - 12:15	British Society for Skin Care in immunosuppressed Individuals	Hall 1B	32
10:30 - 11:00	Hot Topics	2.1 & 2.2	83
10:30 - 11:00	Poster Walks	Hall 3	84
11:00 - 14:30	British Society for Dermatopathology	Hall 1A	35
12:30 - 13:15	Sponsored Symposium: LEO Pharma UK	2.1	38
12:30 - 13:15	Sponsored Symposium: UCB Pharma Ltd	2.2	39
13:15 - 14:45	Guest Society Session - Royal College of Ophthalmologists	Hall 1C	40
14:30 - 15:00	Dermatology Teachers	Hall 1B	41
14:30 - 15:00	Hot Topics	2.1 & 2.2	83
14:30 - 15:00	Poster Walks	Hall 3	84
15:00 - 15:30	Keynote Lecture: Prof Chris Miller	Hall 1A	42
15:30 - 16:00	Keynote Lecture: Mr Dan Morris	Hall 1A	42
16:00 - 16:30	Keynote Lecture: Prof Mike Lewis	Hall 1A	42
16:30 - 17:00	Keynote Lecture: Prof Erin Warshaw	Hall 1A	42
17:15 - 18:45	AGM - BAD members only	Hall 1A	
18:30 - 22:30	BADfest	The Beatles Story	12

# British Society for Cutaneous Allergy

**Date:** Tuesday 2<sup>nd</sup> July  
**Time:** 08:30 - 12:10  
**Room:** Hall 1C  
**Chair:** [Dr David Orton & Dr Sarah Wakelin](#)  
[Dr Graham Johnston & Dr Johnny Bourke](#)

## Programme

- 08:30 – 09:00** **Prosser White Oration**  
New and Emerging Allergens in North America  
**Prof Erin Warshaw (Minneapolis, USA)**
- 09:00 – 09:10** CD01 What's in? What's out? Giving the British Society of Cutaneous Allergy facial series a lift  
**S. Rolls, E. Owen, C. Bertram, J. F. Bourke, D. A. Buckley, M M. U. Chowdhury, S. Cooper, S. A. Ghaffar, C. M. Green, T Hughes, G. A. Johnston, C. M. Reckling, D. A. Thompson, S. H. Wakelin, M. Wilkinson and N. M. Stone**
- 09:10 – 09:20** CD02 The incidence of allergic contact dermatitis to adipic acid, phthallic acid and toluene sulfonamide resin: a retrospective study  
**V. Eleftheriadou, L. Roche, D. Buckley, D. Orton, N. Stone, M. Wilkinson and G. Johnston**
- 09:20 – 09:30** CD03 Trends in occupational contact dermatitis in beauticians: reports from EPIDERM (occupational skin surveillance) 1996–2017  
**T. Tian, M. Carder, A. Money, M. van Tongeren and J. Williams**
- 09:30 – 09:40** CD04 Survey of U. K. beauticians: prevalence of occupational contact dermatitis  
**T. Tian, A. Ward and J. Williams**
- 09:40 – 09:50** CD05 Survey of U. K. beauticians: work practices with acrylates  
**T. Tian, A. Ward and J. Williams**
- 09:50 – 10:00** CD06 A sticky situation for diabetes: allergic contact dermatitis to isobornyl acrylate in continuous glucose-monitoring devices  
**M. Fitzgerald, S. Wakelin and M. Bruze**
- 10:00 – 10:10** CD07 Allergic contact dermatitis to a novel antibacterial wound dressing  
**M. Fitzgerald and S. Wakelin**
- 10:10 – 10:20** CD08 Ethylenediamine allergy: a historical problem?  
**N. Mansoor, L. Howard, C. G. Bertram, M M. U. Chowdhury, S. Cooper, S. A. Ghaffar, C. Green, C. Holden, G. A. Johnston, A. Mughal, C Reckling, R Sabroe, J. Sansom, N. M. Stone, D. Thompson and D A. Buckley**
- 10:20 – 10:30** CD09 Dogs: a hidden source of exposure to common allergens  
**L. Howard, N. Mansoor and D. Buckley**

**10:30 – 11:00** Break Exhibition Hall

**11:00 – 11:20** **Guest Lecture**  
Cosmetics 2019 - What's Hot, what's Not  
**Stephen Kirk (Nottingham)**

For the UK beauty industry, 2019 will be a year that encompasses Artificial Intelligence, Personalised Beauty and the Microbiome, as well as the continued perpetuation of a 'fear-of-chemicals' culture amongst consumers. Artificial Intelligence is the application of computer and smartphone-based technologies which allow consumers to select cosmetic products which best suit their skin type, or on a more simplistic level, discriminate product selection based on the presence of perceived hazardous substances. Personalised Beauty is an emerging technology by which consumers can 'manufacture' bespoke cosmetic products, most often from the skincare category, in their favourite retail outlet. This concept brings with it challenges for the product regulatory and safety frameworks consequent to the ad hoc nature of product manufacture and delivery. The Microbiome is a relatively 'old' science, recently discovered by the mass beauty industry, with more and more cosmetic companies researching, developing launching products to satisfy a perceived consumer demand. On the other hand, the cosmetic industry will continue to face numerous challenges and obstacles from government regulators globally, as well as non-government organisations whose mantra is to promote a 'fear-of-chemicals' culture amongst consumers. This presentation will explore the significance of these factors on the UK cosmetic industry in the 21st Century, and their impact on both cosmetic brands and consumer safety.

**11:20 – 11:30** CD10 Propylene glycol: a topical allergic topic  
**R. Barlow and D. A. Thompson**

**11:30 – 11:40** CD11 Delayed hypersensitivity to fluconazole and cetirizine confirmed by extemporaneous patch testing: a report of two cases  
**M. Khan, N. Paul, C. Fernandez and S. Wakelin**

**11:40 – 12:10** AGM

## Notes

---

---

---

---

---

---

---

---

---

---



## Posters

- CD12 Purpuric allergic contact dermatitis to hot tub 'shock' treatment  
**S. Rolls and N. Stone**
- CD13 Allergic contact dermatitis to aluminium contained within childhood vaccinations  
**D. Cummins, V. Elangasinghe, G. Street and J. Williams**
- CD14 How useful is a dental series in identifying contact allergy in patients with oral, lip and perioral symptoms? A single-centre patch-testing clinic experience  
**S. Morrow and S. Cooper**
- CD15 Dental materials series patch testing: current practice and outcomes  
**C. McCarthy, M. Shah and D. Holt**
- CD16 Ethyl cyanoacrylate: an increasingly important contact allergen?  
**E. Roberts, D. Tighe and J. English**
- CD17 An unexpected case of methacrylate allergy in a dairy farmer  
**L. Burfield, F. MacDonald and I. Ngu**
- CD18 Spicy sandwich dermatitis  
**L. Howard, N. Mansoor and D. Buckley**
- CD19 Sofa dermatitis again? Allergic contact dermatitis to octyl-isothiazolinone from a leather reclining chair  
**W. Hunt, G. Dunnill and J. Sansom**
- CD20 Don't put your foot in it! Systematized allergic contact dermatitis to a tea-tree 'foot pack'  
**S. Rolls, T. M. Hughes, Z. Ahmed and N. Stone**
- CD21 A case of occupational allergy to an acid anhydride, methyltetrahydrophthalic acid anhydride, in the aerospace industry  
**S. Morrow and S. Cooper**
- CD22 Optimizing the allergy screen for aminoglycoside sensitivity  
**F. J. Ferguson, P. Fiandero, I. R. White and J. P. McFadden**
- CD23 Skin, nails and joints: the story of methacrylates  
**H. Srenathan, E. Davies and M. Shah**
- CD24 Incidence of p-tert butylphenol-formaldehyde resin cutaneous allergy in a tertiary dermatology centre in the UK  
**P. Fiandero, F. Ferguson, I. White and J. McFadden**
- CD25 Ultrasonographer's hand: a case report of allergic contact dermatitis to methylisothiazolinone in ultrasound gel  
**P. Fiandero, F. Ferguson and J. McFadden**

The poster viewing session will take place during the lunch break on Tuesday 2nd July

## Clinicopathological Cases

### Joint meeting with the British Society of Dermatopathology

**Date:** Tuesday 2<sup>nd</sup> July  
**Time:** 08:45 – 10:23  
**Room:** Hall 1A  
**Chair:** Dr Sara Edward & Dr Victoria Swale

## Programme

- 08:45 – 08:52** CPC01 Do we categorise and investigate patients with Sweet syndrome appropriately? A retrospective review of 64 cases  
**N. Gopee and P. Hampton**
- 08:52 – 08:59** CPC02 The masquerade  
**G. Fremlin, A. Wernham, S.-L. Chua, G. Kaushal, A. Martin-Clavijo and P. Gazzani**
- 08:59 – 09:06** CPC03 Facial discoid dermatosis: a cosmetically disfiguring and difficult-to-treat condition  
**S. Rahmatulla, D. Sandhu, F. Tatnall, K. Batta and V. Brown**
- 09:06 – 09:13** CPC04 Nonparaneoplastic erythema gyratum repens  
**A. Ridge, O. Tummon, H. Sazali, D. Roche and M. Laing**
- 09:13 – 09:20** CPC05 An interesting case of unilateral aquagenic syringeal acrokeratoderma  
**I. Narang, P. Mohandas, R. Nambi and R. Hawari**
- 09:20 – 09:27** CPC06 Eosinophilic annular erythema: a series of two cases  
**A. Hughes, M. Singh, Y. Alwahas, N. Tiffin, V. Akhras and J. Natkunarajah**
- 09:27 – 09:34** CPC07 Preputial amyloidosis, a rare but important cause of red plaques  
**L.Y. Kuan, M.T.-W. Chio, S.-I. Tee**
- 09:34 – 09:41** CPC08 Epidermolysis bullosa pruriginosa: a clinicopathological and molecular review  
**M. Papanikolaou, J. Mellerio, L. Liu and J. McGrath**
- 09:41 – 09:48** CPC09 Necrotic erythema nodosum leprosum: a rare complication of leprosy in the post-leprosy elimination era: a 10-year retrospective clinicopathological study from a tertiary care centre in India  
**R. Bhattacharjee, T. Narang, D. Chatterjee and S. Dogra**
- 09:48 – 09:55** CPC10 Pemphigus foliaceus induced by topical 5-fluorouracil: an important diagnosis to consider when inflammation persists  
**S. Rolls, C. Mills, N. Ponnambath and E. Pynn**
- 09:55 – 10:02** CPC11 Calm before the storm: pyoderma gangrenosum-like ulceration masking antiphospholipid syndrome  
**S. Khan, L. Melly, A. Paton, C.C. Downie and C. Clark**

- 10:02 – 10:09** CP12 Necrotic lesions in popliteal fossa in father and son: blame it on the cat!  
**L. Asfour, Nicholas Machin, R. Green, E. Parry and J. Newsham**
- 10:09 – 10:16** CP13 Eccrine porocarcinoma: a rare appendageal cancer with risk of metastasis  
**R. Winn, D. Brass, T. Oliphant, K. Blasdale, J. Langtry, A. Husain and N. Rajan**
- 10:16 – 10:23** CP14 Papuloerythroderma of Ofuji: a review of five cases and experience using methotrexate  
**A. Hughes, J. Denny, Y. Alwahab and J. Natkunarajah**

## Notes

---

---

---

---

---

---

---

---

---

---

---

---

---

---

---

---

---

---

---

---

---

---

---

---

# British Society for Dermatological Surgery

**Date:** Tuesday 2<sup>nd</sup> July  
**Time:** 9:00 - 17:00  
**Room:** Hall 11  
**Chair:** Dr Wal Hussain & Dr Tom Oliphant  
 Dr Vindy Ghura & Dr Steve Keohane

## Programme

- 09:00 – 09:10** DS01 Final evaluation of the Be Clear on Cancer Skin Cancer Awareness local pilot programme  
**R.N. Matin, H. Hill, M. Barclay, J. Broggio, C. Gildea, J. Lai, A. Watters and K. Wong**
- 09:10 – 09:20** DS02 Electrical impedance spectroscopy of 79 melanocytic lesions in a National Health Service skin cancer clinic  
**C. Haddadeen, C. Maguire and C. Henderson**
- 09:20 – 09:30** DS03 Comparative analyses of tumour volume doubling times for periocular and nonperiocular head and neck basal cell carcinomas  
**A. Khoo and P. Goon**
- 09:30 – 09:40** DS04 Optimal shape of postprimary Mohs layers for tumours of the head and neck: an international survey  
**G. Neal-Smith, K. Lim, B. Swift, Z. Askam and S. Felton**
- 09:40 – 09:50** DS05 Management of high-risk primary cutaneous squamous cell carcinoma in the head and neck region AFTER surgery (SCC-AFTER): results of a feasibility survey of cancer multidisciplinary teams  
**J. Thomson, R.N. Matin, C. Proby, C. Harwood, P. Lawton, C. Newlands, A. Rembielak and J. Marsden**
- 09:50 – 10:00** DS06 A prospective study of the use of reflectance confocal microscopy to diagnose basal cell carcinoma in a U.K. population  
**H. Stevens, G. Pellacani and J. El Jabbour**
- 10:00 – 10:10** DS07 Application of a fast Raman device to assess basal cell carcinoma margin clearance during Mohs micrographic surgery  
**R. Boitor, A. Wernham, H. Williams, I. Notingher and S. Varma**
- 10:10 – 10:20** DS08 Planning slow Mohs excision margins for lentigo maligna: comparison of reflectance confocal microscopy margin mapping vs. visual inspection with dermoscopy  
**J.M. Gao, J. Garioch, M. Fadhil and M. Moncrieff**
- 10:20 – 11:00** Break Exhibition Hall



11:00 – 11:10	DS09	A prospective study of infection rate in second intention wounds <b>S. Verykiou, D. Brass, T. Oliphant, C. Lawrence and J. Langtry</b>
11:10 – 11:20	DS10	A case series of topical timolol 0.5% in secondary intention wound healing <b>C.Khan, S.A. Algaado and R. Barry</b>
11:20 – 11:30	DS11	Environmental impact of Mohs surgery and measures to reduce our carbon footprint in dermatological surgery <b>A. Wernham, A. Patel, A. Sharma and S. Varma</b>
11:30 – 11:40	DS12	Lateral rhinotomy approaches to enable the taking of Mohs stages in skin tumours extending into the nasal mucosa <b>S. Verykiou, T. Oliphant, D. Brass and J. Langtry</b>
11:40 – 11:50	DS13	A multicentre, blinded, analytical study investigating the effect of preconsent on predicting scar size <b>D. Veitch, P. Woo, J. McKenna, H. Hacking and B. Monk</b>
11:50 – 12:00	DS14	Can we finally eliminate wrong-site skin surgery in dermatological surgery? Development of a transparent grid to identify confidently the correct site of facial skin lesions prior to skin surgery <b>A. Wernham and S. Varma</b>
12:00 – 12:10	DS15	A prospective comparative study to identify the optimal skin marker and marking protocol for skin surgery <b>A. Wernham, G. Wood and S. Varma</b>
12:10 – 13:15	Lunch	Exhibition Hall
13:15 – 14:00		<b>Focus Session</b> Essential surgery for the general dermatologist <b>Dr Clifford Lawrence</b>
14:00 – 14:30		<b>Guest Lecture</b> Simple to Complex Reconstructive Surgery of the Skin: Video and Photo Examples of Universal Principles to Enhance Outcomes <b>Prof Chris Miller (Philadelphia, USA)</b>
16:15 – 17:00	AGM	

## Notes

---

---

---

---

---

---

---

---

---

---

## Posters

DS16	Full-thickness skin graft fixation techniques: what is the evidence? A review of the literature <b>L. Steele, F. Xie, L.F. Soriano, S. Ziaj, A. Brown, L. Webber, P. Jayasekera, J. Ingram and E. Pynn</b>
DS17	Nasal alarotomy is a useful technique for Mohs surgeons for difficult-to-access nasal columella, vestibule and septal basal cell carcinoma <b>A. Wernham, A. Sharma and S. Varma</b>
DS18	Mohs micrographic surgery specimen processing and tumour-free margin interpretation: U.K. trends <b>L. Cuddy, L. Christian, R. Motley and R. Abbott</b>
DS19	Do topical antibiotics or plain petroleum jelly reduce the risk of surgical-site infection vs. no intervention in patients undergoing skin lesion excision with primary wound closure? <b>A. Brown, F. Xie, L.F. Soriano, S. Ziaj, L. Webber, L. Steele, E. Pynn, J. Ingram and P. Jayasekera</b>
DS20	A programme for the management and prevention of skin cancer in albinism in low-resource settings <b>A. Sharp, M. Wheeler, M.K. Levin, A. Kelly and D. Mavura</b>
DS21	Intralesional triamcinolone vs. silicone gel in the management of hypertrophic and keloid scarring: a systematic review <b>L.F. Soriano, L. Webber and S. Ziaj</b>
DS22	Late-onset blue naevi presenting to the melanoma screening clinic over a 4-year period <b>P. Babakinejad, T. Oliphant, J. Langtry, N. Rajan and K. Blasdale</b>
DS23	Risk of medial canthal webbing following second intention healing of medial canthal defects <b>S. Verykiou, A. Chilinska, E. Barnes, T. Oliphant, D. Brass, C. Lawrence and J. Langtry</b>
DS24	Lentigo maligna and melanoma in situ colonizing seborrheic keratosis: a clinical and dermoscopy pitfall <b>B. Nasr, T. Oliphant, C. Blasdale, N. Rajan and J. Langtry</b>
DS25	An analysis of changing patterns in U.K. Google trend data for dermatological surgery and a regional assessment of patient internet use prior to attending for surgical procedures <b>A. Wernham and S. Varma</b>
DS26	The bifid O-to-L flap repair: a novel approach to reconstruction of defects crossing the junction of facial cosmetic units <b>A. Wernham and S. Varma</b>

The poster viewing session will take place during the lunch break on Tuesday 2nd July

## Notes

---

---

---

---

---

---

---

---

---

---



# British Society for Skin Care in Immunosuppressed Individuals

**Date:** Tuesday 2<sup>nd</sup> July  
**Time:** 08:45 - 12:15  
**Room:** Hall 1B  
**Chair:** Dr Conal Perrett & Dr Mary Wain  
 Dr Ferina Ismail & Dr Helen Ramsay

## Programme

08:45 – 08:55		Welcome & Introduction
08:55 – 09:00	BI01	Deep Trichophyton rubrum infection of the posterior thoracic wall in a transplant patient: a peculiar case of fungal dimorphism <b>A. Yaakub, T.S. Chohan, D. Ondhia and S.N. Shah</b>
09:00 – 09:07	BI02	Thinking outside the box: a challenging case of mucormycosis presenting as a necrotic cutaneous nasal plaque <b>A. Wernham, G. Fremlin and J. Yoo</b>
09:07 – 09:12	BI03	The diagnostic and therapeutic challenge of Mycobacterium haemophilum infection in an immunocompromised patient <b>M. Sethi, R. Morris-Jones, L. Martin and S. Wakelin</b>
09:12 – 09:19	BI04	Para-kala-azar dermal leishmaniasis with Leishmaniasis infantum in HIV-visceral leishmaniasis coinfection <b>J. Simpson, M. Sethi, T. Elliot, D. Lockwood, A. Bailey, S. Wakelin and J. Carton</b>
09:19 – 09:24		DISCUSSION TIME
09:24 – 09:31	BI05	Oncogenic viral infections in HIV-positive organ transplant recipients: an increasing management challenge <b>P. Patel, A. Kawsar, J. Kentley, S. Chinthapalli, R. Goiriz and C. Harwood</b>
09:31 – 09:38	BI06	Sun protection factor reimbursement as a means to promote increased usage in the organ transplant recipient population <b>C. O'Grady, F. Awdeh, E. Gilhooley, J. MacMahon, A. Salim, M. Connolly and A.M. Tobin</b>
09:38 – 09:43	BI07	Skin cancer screening in solid organ transplant centres: a national survey <b>A. Cordaro, J. Gibson, T. Dobbs and I.S. Whitaker</b>
09:43 – 09:50	BI08	Feasibility of a trial to evaluate nicotinamide for chemoprevention of skin cancers in organ transplant recipients in the U.K. <b>C. Gollins, A. Shah, S. Khan, N. Paul, B. Meeajun, K. Sinha, A. Durack, R. Patalay and R. Matin</b>
09:50 – 09:55		DISCUSSION TIME
09:55 – 10:30	BIGL	<b>Guest Lecture</b> - Introduced by Skin concerns in the immunosuppressed a continuing challenge <b>Prof Charlotte Proby (Dundee)</b>
10:30 – 11:00	Break	Exhibition Hall
11:00 – 11:05	BI09	Patients with inflammatory bowel disease are four times more likely to develop all types of skin cancer, possibly related to high rates of immunosuppression, with young patients particularly at risk of melanoma <b>C. Gallagher, S. Ismail, F. MacMahon, L. White, S. Crowther, D. McNamara and A.M. Tobin</b>
11:05 – 11:10	BI10	Primary cutaneous extramedullary acute myeloid leukaemia in a transplant recipient <b>N. Natafji, S. Drummond, L.J. Mackintosh, K. Stewart, R. Jackson and M. Drummond</b>
11:10 – 11:15	BI11	Multiple cutaneous manifestations of graft-versus-host disease in an individual <b>H. Wace, R. Danby, A. Peniket and R. Matin</b>
11:15 – 11:20	BI12	Mucocutaneous Sweet syndrome associated with the FLT3-inhibitor gilteritinib <b>A. Yong and N.S. Chandran</b>
11:20 – 11:25		DISCUSSION TIME
11:25 – 11:30	BI13	Acquired hypogammaglobulinaemia causing cutaneous granulomata <b>R. Browne and S. Orpin</b>
11:30 – 11:35	BI14	Eruptive melanocytic naevi provoked by sunbed use in the setting of systemic immunosuppression <b>C. O'Keeffe, A. Hollywood, B. Hanley, J. Boggs and C. Feighery</b>
11:35 – 11:42	BI15	Eruptive BRAF wild-type melanocytic naevi associated with encorafenib for metastatic colorectal cancer <b>A. Spencer, A. Gan, T. Hodgkinson, A. Samani, S. Stimpson, T. Lynch, H. Wasan and C. Borysiewicz</b>
11:42 – 11:50	BI16	Cutaneous toxicity from immune checkpoint inhibitors: experience from a specialist dermatology unit <b>V. Yip, E. Hindle, A. Olsson-Brown and M. Pirmohamed</b>
11:50 – 11:55		DISCUSSION TIME
11:55 – 12:15		AGM All BSSCI members most welcome and invited to contribute

## Posters

- BI17 Mapping of U.K. dermatology centres serving organ transplant recipients  
**N. Paul, S. Khan, A. Shah, B. Meeajun, C. Gollins, K. Sinha, A. Durack, R. Patalay and R. Matin**
- BI18 Pyoderma gangrenosum ulcers unveiling advanced HIV immunosuppression with resolution after highly active antiretroviral therapy and topical treatment  
**Y.L. Teoh, H. Ochi and S.S.Y. Ng**
- BI19 A complex case of necrobiotic xanthogranuloma treated with lenalidomide  
**R. Heath, N. Khirwadkar and R. Parslew**
- BI20 A case of hidroacanthoma simplex in a cardiac transplant recipient  
**E. Panagou, L. Hussein, C. Martyn-Simmons and C. Perrett**
- BI21 Merkel cell carcinoma in HIV  
**E. Panou, W. Bakkour, H. Shaw, C. Perrett, M. Ratynska and C. Bunker**
- BI22 Identifying varicella-naive patients before immunosuppression  
**J. Callander, P. Arzpayma and P.D. Yesudian**
- BI23 Vaccination guideline adherence in patients on biological therapy: a forgotten friend?  
**L. Nestor, C. Fernandez, M. Fitzgerald and S. Zaheri**
- BI24 Rituximab: cure or culprit?  
**L. Brindley and M. Paul**
- BI25 Treading carefully in pregnancy: cutaneous larva migrans management  
**D. Gleeson, M. Fitzgerald, L. Nestor and S. Zaheri**
- BI26 An unusual case of disseminated cutaneous Mycobacterium chelonae infection with short-term immunosuppression  
**N. Gopee and S. Meggitt**
- BI27 Disseminated Mycobacterium simiae infection in a patient with adult-onset immunodeficiency due to anti-interferon-g antibodies  
**B.S.D.P. Keragala, C.N. Gunasekera, P.D. Yesudian, B.S. Dissanayake, D.P. Liyanagama, G.I.M. Jinadasa and S.R. Constantine**
- BI28 Vegetating scrotal lesions in an HIV-positive patient: a diagnostic quandary  
**D.S. Alsaadi, S. Pragadeesh, S. Krishnakumar, S. Murugusundaram, P. Yesudian and P.D. Yesudian**
- BI29 Retinal toxoplasmosis in psoriasis treated with ustekinumab: a case study  
**S. Javadzadeh, M.-A. Gkini and A. Bewley**
- BI30 A case of numerous cutaneous warts on commencing fingolimod therapy for relapsing–remitting multiple sclerosis and review of the literature  
**Y. Khan**
- BI31 Eumycetoma secondary to *Medicopsis romeroi* in a renal transplant recipient  
**A. Spencer, A. Gan, R. Ramakrishnan, C. Borysiewicz and R. Watchorn**

The poster viewing session will take place during the lunch break on Tuesday 2nd July

## British Society for Dermatopathology

**Date:** Tuesday 2<sup>nd</sup> July  
**Time:** 11:00 - 15:30  
**Room:** Hall 1A  
**Chair:** Dr Luisa Motta & Dr Asok Biswas

## Programme

- 11:00 – 11:05** Introduction – Dr Luisa Motta
- 11:05 – 11:50** **Joint BAD/BSA Neil Smith Lecture**  
Paraprotein deposits in the skin  
**Dr Luis Requena (Madrid, Spain)**
- 
- Cutaneous manifestations secondary to paraprotein deposits in the skin include a group of different disorders, which, although rare, may be the first clinical manifestation of the underlying hematologic dyscrasia. We review the clinical manifestations and the histopathologic findings of the processes that result from specific deposition of the paraprotein in different structures of the skin. Paraneoplastic processes frequently associated with hematologic malignancies will be not covered in this review. Some of the disorders here included result from deposition of the intact paraprotein in the skin, whereas in other cases the lesions are due to deposition of modified paraproteins, in the form of amyloid substance, cryoglobulins or crystalglobulins. Cutaneous amyloidoma refers to nodular dermal deposits of amyloid derived from immunoglobulin light chains produced by local plasma cells in the absence of systemic amyloidosis. Dermatologists and dermatopathologists should be aware of the clinical and histopathologic features of these rare disorders, because sometimes the cutaneous lesions are the first sign of an underlying silent hematologic malignancy with paraproteinemia.
- 11:50 – 11:59** DP01 Histological features of cutaneous toxicity with checkpoint inhibitor immunotherapy for metastatic melanoma: a retrospective case series  
**A. Kawsar, P. Patel, D. Markiewicz, P. Szlosarek, M. Phillips and C. Harwood**
- 11:59 – 12:08** DP02 Pagetoid melanocytosis: a novel use of reflectance confocal microscopy stack imaging helps differentiate benign lesions from dysplastic naevi and invasive melanoma  
**L. Griffin, M. Lynch, K. Ahmad, C. Hackett, N. Leonard and B. Ramsay**
- 12:08 – 12:17** DP03 Clinicopathological analysis and management of mucous membrane pemphigoid in a joint oral medicine–dermatology clinic  
**D. Finn, C. Graham, D. Holt, R. Kelly, B. Rajlawat and P. Yesudian**
- 12:17 – 13:15** Lunch Exhibition Hall
- 13:15 – 13:24** DP04 Subcutaneous panniculitis-like T-cell lymphoma: a supraregional U. K. centre retrospective review  
**S. Winters, L. Menasce, P. Shenjere, L. Motta, L. Jamieson, R. Green, T. Illidge, E. Smith, A. Bloor, R. Cowan and E. Parry**

- 13:24 – 13:30** DP05 Systemic lupus erythematosus associated non-bullous neutrophilic dermatosis: a report of two cases  
**S. Ball, R. Weller, G. Kavanagh and A. Biswas**
- 13:30 – 13:36** DP06 Breast-milk line melanocytic naevi can be clinically heterogeneous, and reflectance confocal microscopy helps exclude melanoma  
**L. Griffin, J. Boggs, M. Lynch, K. Ahmad, C. Hackett, N. Leonard and B. Ramsay**
- 13:36 – 13:42** DP07 Lymphomatoid papulosis type E: a benign diagnosis in disguise  
**J. Callander, S. Pragadeesh, S. Krishnakumar, S. Murugusundaram, P. Yesudian and P. D. Yesudian**
- 13:42 – 13:48** DP08 Radiation-induced morphea: a case series and review of the literature  
**N.L. Wong**
- 13:48 – 13:54** DP09 Anaplastic Kaposi sarcoma  
**E. Ong, A. Paolino, V. Grandi, S. Morris, B. Martin and E. Calonje**
- 13:54 – 14:00** DP10 Dermatofibrosarcoma protuberans: a regional 10-year retrospective review of diagnosis and management  
**R. L. V. Waas, U. Popli and P. D. Yesudian**
- 14:00 – 14:30** **Guest Lecture**  
Cutaneous disorders mimicking CD30+ve lymphoma histopathologically  
**Dr Luis Requena**
- Cutaneous infectious and inflammatory diseases may contain a significant number of CD30-positive cells, thus mimicking lymphomatoid papulosis (LyP) or anaplastic large cell lymphoma.
- We review our cases of non-neoplastic skin conditions with large, CD30-positive cells and searched the literature for similar cases. In our experience, Large CD30-positive cells may be seen in cutaneous biopsies of:
- Parapoxvirus: orf and milker's nodule
  - Poxvirus: Molluscum contagiosum
  - Herpes simplex virus or varicella-zoster virus infection
  - Lymphomatoid drug reaction
  - Nodular scabies
  - Cutaneous leishmaniasis
  - Syphilis
  - Eosinophilic ulcer of the oral mucosa
  - Reactive intravascular atypical proliferation of CD30+ T-lymphocytes
  - Adamantinoid trichoblastoma
- 14:30 – 15:30** AGM - Hall 12

## Notes

---



---



---



---

## Posters

- DP11 Keloidal scleroderma: a rare entity  
**E. Blakeway, B. Mathew and P. Laws**
- DP12 Great mimickers: skin and its cutaneous metastases  
**C. Wakefield and C. Heffron**
- DP13 Paraneoplastic toxic epidermal necrolysis-like subacute cutaneous lupus erythematosus: a case series in a Dublin teaching hospital  
**Q. Razali and B. Wynne**
- DP14 Qualitative assessment of CD8 positive tumour lymphocyte infiltration and correlation with clinical response of in transit melanoma metastases to topical diphencyprone  
**S. Haywood, A. Ramaiya, J. Garioch and M. Moncrieff**
- DP15 Pyoderma gangrenosum koebnerizing into sites of cutaneous Langerhans cell histiocytosis  
**A. Gan, A. Spencer, J. Carton and C. Borysiewicz**
- DP16 Another case of bilateral cellulitis?  
**R. Browne, S. Orpin and I. Zaki**
- DP17 An unusual case of T-cell lymphoma with skin and ocular manifestations  
**A. Cave, R. Krishnan, N. Hall, J. Theaker, M. Ashton-Key, M. Walker, A. Davies, A. Bates, C. Lai and E. Healy**
- DP18 A rare association between interstitial granulomatous dermatitis and myelofibrosis: an interesting case report  
**E. Qazi, D. Phillips, S.E. Low, N. Khirwadkar and K. Ngan**
- DP19 A rare case of cutaneous macroglobulinosis  
**N. Lalagianni, E. Calonje and Á. Pekár-Lukács**
- DP20 Papular acantholytic dyskeratosis of the vulvocrural region  
**R. L. V. Waas and A. Godwin**
- DP21 The hairless plaque: atypical presentation of a smooth muscle hamartoma  
**L. Asfour, T. H. Clayton and L. Motta**
- DP22 A case of linear IgA bullous dermatosis presenting on withholding chemotherapy in a patient with multiple myeloma  
**R. Applewaite, A. Al Haddabi and A. Skellett**
- DP23 A case of recurrent treatment-resistant cutaneous leishmaniasis  
**A. Lowe and S. Blackford**
- DP24 Subsequent melanoma detection in a predisposed patient: 13 and counting  
**S. Muthiah, Oliphant, K. Blasdale and N. Rajan**

The poster viewing session will take place during the lunch break on Tuesday 2nd July.

# Sponsored Symposium: LEO Pharma UK

**Date:** Tuesday 2nd July  
**Time:** 12:30 - 13:15  
**Room:** 2.1 (in Exhibition Hall 2)  
**Chair:** Professor Michael Cork



## Programme

### ADvances in Atopic Dermatitis – refocusing the lens

- 12:30 – 12:40** Welcome and Introduction – Shifting the Focus in Atopic Dermatitis  
**Professor Michael Cork (Sheffield, UK)**
- 12:40 – 12:55** Looking Above the Surface – What do we see in Atopic Dermatitis?  
**Professor Alan Irvine (Dublin, Ireland)**
- 12:55 – 13:10** Looking Beneath the Surface – How can we Target Atopic Dermatitis?  
**Professor Thomas Bieber (Bonn, Germany)**
- 13:10 – 13:15** Questions & Answers  
**Summary and Close**

## Notes

---

---

---

---

---

---

---

---

---

---

---

---

---

---

---

---

---

---

---

---

---

---

---

---

# Sponsored Symposium: UCB Pharma Ltd

**Date:** Tuesday 2nd July  
**Time:** 12:30 - 13:15  
**Room:** 2.2 (in Exhibition Hall 2)  
**Chair:** Professor Christopher Griffiths, The University of Manchester and Salford Royal NHS Foundation Trust



## Programme

### THE DEBATE - Treating Psoriasis: getting it right first time, for her

- 12:30 – 12:50** Current management options are optimal for women of child-bearing potential  
**Dr Elise Kleyn, Salford Royal NHS Foundation Trust and The University of Manchester**  
**Dr Amy Foulkes, The University of Manchester**
- 12:50 – 11:50** Women of child-bearing potential deserve a more tailored management approach  
**Dr Laura Savage, The Leeds Teaching Hospitals NHS Trust**  
**Dr Sandra McBride, Royal Free London NHS Foundation Trust**
- 13:10 – 13:15** Summary and close  
**Professor Christopher Griffiths, The University of Manchester and Salford Royal NHS Foundation Trust**

## Notes

---

---

---

---

---

---

---

---

---

---

---

---

---

---

---

---

---

---

---

---

---

---

---

---

# Guest Society Session - Royal College of Ophthalmologists

**Date:** Tuesday 2<sup>nd</sup> July  
**Time:** 13:15-14:50  
**Room:** Hall 1C  
**Chair:** Dr Mabs Chowdhury & Mr Michael Burdon

## Programme

- 13:15 – 13:45** Welcome -  
Screening for Hydroxychloroquine retinopathy  
**Prof Andrew Lotery (Southampton)**
- 13:45 – 14:15** Anterior segment manifestations of dermatological diseases  
**Miss Saaeha Rauz (Birmingham)**
- 14:15 – 14:45** Ocular manifestations of dermatological diseases  
**Mr Michael Burdon (Birmingham)**

## Notes

---

---

---

---

---

---

---

---

---

---

---

---

---

---

---

---

---

---

---

---

---

---

---

---

---

---

---

---

---

---

# Dermatology Teachers

**Date:** Tuesday 2<sup>nd</sup> July  
**Time:** 13:15-14:15  
**Room:** Hall 1B  
**Chair:** Dr Stuart Cohen & Dr Minal Singh

## Programme

- 13:15 – 13:30** DT01 Mapping the undergraduate dermatology curriculum: a medical school experience  
**M. Sharma, M. Scorer, D. Kent, R. Murphy and G. Doody**
- 13:30 – 13:45** DT02 Gamification of dermatology: Stud2yBuddy, a novel game to facilitate dermatology revision for final-year medical students  
**C. Pardoe, R. Ventre, D. Cripps, J. Hough and S. Singhal**
- 13:45 – 14:00** DT03 Educational impact of regional educational meetings in dermatology  
**N. Shareef, P. Crampton and C. Harland**
- 14:00 – 14:15** DT04 What are the local perspectives of postgraduate dermatology training in Ethiopia? A qualitative grounded theory case study  
**T. King, S. Agius, D. Shibeshi, A.M. Issa and R. Murphy**

## Posters

- DT05 Leg ulceration: evaluation of current U.K. dermatology registrars' training, exposure and confidence in practice  
**D.S. Alsaadi, J. Callander, R. Lister, D. Williamson and P.D. Yesudian**
- DT06 Comparison of primary and secondary care ideas regarding improvement in general practitioner dermatological diagnostic quality  
**M. Tyler**

The poster viewing session will take place during the lunch break on Tuesday 2nd July

## Notes

---

---

---

---

---

---

---

---

---

---

---

---

---

---

---

---

---

---

---

---

---

---

---

---

---

---

---

---

---

---

# Plenary Session

**Date:** Tuesday 2<sup>nd</sup> July  
**Time:** 15:00-17:00  
**Room:** Hall 1A  
**Chair:** Dr Ruth Murphy & Dr Mabs Chowdhury

## Programme

**15:00 – 15:30** **Keynote Lecture** – Introduced by Ruth Murphy  
 Special Site Melanomas: How do we decide what is a good outcome and how can we reduce bad outcomes?  
**Prof Chris Miller (Philadelphia, USA)**



**15:30 – 16:00** **Keynote Lecture** – Introduced by Mabs Chowdhury  
 The Eye at High Altitude- Tales from Mt Everest  
**Mr Dan Morris (Cardiff)**



“Your eyes are the window to your soul”: Whatever your view, your eyes are certainly a window to your brain and with high altitude causing headaches and cerebral oedema there are promising new non-invasive ophthalmic research avenues with immediate applications at sea level.  
 This lecture covers all aspects of high altitude and wilderness ophthalmology including the effect of laser surgery on the eye at altitude, as well as a few handy career tips for those wanting to use medicine as a way of exploring the high mountains.

**16:00 – 16:30** **Keynote Lecture** – Introduced by Mabs Chowdhury  
 How to manage mouth ulcers and oral white patches  
**Prof Mike Lewis (Cardiff)**



This lecture will present an overview of the differential diagnosis and contemporary management of different forms of oral ulceration and mucosal white patches, including recurrent aphthous stomatitis, pemphigoid, pemphigus, lichen planus, chronic hyperplastic candidosis and mouth cancer. It will outline the appropriate diagnostic special investigations required and the range of therapeutic options for successful treatment of the most frequently occurring oral medicine conditions seen in dermatology clinics.

**16:30 – 17:00** **Keynote Lecture** – Introduced by Ruth Murphy  
 Acrylates: New Sources and New Allergens  
**Prof Erin Warshaw (Minneapolis, USA)**



Acrylate monomers are potent sensitizers. Historically, industrial glues and medical sources were the most common culprits. The recent availability of in-home ultraviolet light kits for acrylic “gel” and “shellac” nails has resulted in sensitization of many consumers. In addition, many recent cases of contact dermatitis to acrylates in glucose sensors have been reported. This presentation will discuss the epidemiology of acrylate sensitivity as well as the newly recognized allergen, isobornyl acrylate, which was just named the American Contact Dermatitis Society Allergen of the Year for 2020.

# Wednesday Overview

Time	Session Detail	Room	Page
07:30 – 08:30	Christian Medical Fellowship Breakfast	Hall 4B	
08:45 – 12:30	Plenary session - Medical Dermatology	Hall 1A	45
08:45 – 12:30	British Cosmetic Dermatology Group	Hall 11	47
09:00 – 12:30	BADGEM	Hall 1B	49
09:00 – 10:00	BADBIR	Hall 12	51
10:30 – 11:00	Hot Topics	2.1 & 2.2	83
10:30 – 11:00	Poster Walks	Hall 3	84
13:00 – 13:45	Sponsored Symposium: Merck & Pfizer	2.1	52
13:00 – 13:45	Sponsored Symposium: Sanofi	2.2	53
14:00 – 15:15	Plenary Session: Submitted Papers	Hall 1A	54
14:00 – 15:30	British Society for Investigative Dermatology	Hall 12	55
13:45 – 15:30	Teledermatology & Digital Dermatology Symposium	Hall 11	56
14:15 – 17:15	Psychodermatology	Hall 1B	58
14:15 – 15:30	Historical Symposium	Hall 1C	60
15:30 – 16:00	Hot Topics	2.1 & 2.2	83
15:30 – 16:00	Poster Walks	Hall 3	84
16:10 – 16:40	Keynote Lecture: Prof Jie Zheng	Hall 1A	62
16:30 – 18:00	Plenary Session	Hall 1A	64
16:30 – 18:00	UK Trend	Hall 12	62
18:15 – 19:00	Sponsored Symposium: Eli Lilly	Hall 1B	65

## Room Schedule

	08:00 - 09:00		09:00 - 10:00		10:00 - 11:00		11:00 - 12:00		12:00 - 13:00		13:00 - 14:00		14:00 - 15:00		15:00 - 16:00		16:00 - 17:00		17:00 - 18:00		18:00 - 19:00	
Wednesday 3 <sup>rd</sup> July																						
Hall 1A																						
Registration Foyer																						
Hall 2																						
2.1																						
2.2																						
Hall 1B																						
Hall 1C																						
Hall 3A																						
Hall 3B																						
Hall 4A																						
Hall 4B																						
Hall 5																						
Hall 6																						
Hall 7																						
Hall 8																						
Hall 9																						
Hall 10																						
Hall 11B & C																						
Hall 11A																						
Hall 12																						
Hall 13																						
Hall 14																						
Hall 15																						

## Plenary Session - Medical Dermatology &amp; Submitted Papers

**Date:** Wednesday 3<sup>rd</sup> July  
**Time:** 08:45 - 12:25  
**Room:** Hall 1A  
**Chair:** Dr Jenny Hughes & Dr Jane Setterfield  
 Dr Giles Dunnill & Dr Ian Coulson

## Programme

- 08:45 - 09:00** O01 Assessing the impact of the BLISTER trial on the use of tetracyclines to treat bullous pemphigoid in the U.K.  
**A. Lloyd-Lavery, J. Chalmers, K. Harman, S. Dowey, G. Kirtschig, M. McPhee and H. Williams**
- 09:00 - 09:15** O02 Are blood tests for drug hypersensitivity useful: a 5-year, single-centre retrospective study  
**Y. Teo, W. Haw, M. Polak and M. Ardern-Jones**
- 09:15 - 09:35** MD01 Dupilumab in the management of eczema  
**Dr Andrew Pink (London)**
- 09:35 - 09:50** O03 When to assess 17 $\alpha$ -hydroxyprogesterone in treatment-resistant acne  
**H. Smith, H. Ward and A. Layton**
- 09:50 - 10:10** MD02 Is there still a place for conventional systemic eczema treatment in the biologics era?  
**Prof Carsten Flohr (London)**
- 10:10 - 11:00** Break Exhibition Hall
- 11:00 - 11:15** O04 Real-world effectiveness of acitretin, ciclosporin, fumaric acid esters and methotrexate: does treatment history matter? Results from BADBIR  
**K.J. Mason, C.H. Smith, S. Williams, M. Lunt, Z.Z.N. Yiu, K. McElhone, D.M. Ashcroft, C.E. Kleyn, Z.K. Jabbar-Lopez, C.M. Owen, D.D. Stocken, N. Wilson, R.B. Warren, C.E.M. Griffiths and N.J. Reynolds; on behalf of the BADBIR Study Group**
- 11:15 - 11:30** O05 Preliminary results of the HI-Light Vitiligo Trial: potent topical corticosteroid and hand-held narrowband ultraviolet B for the treatment of vitiligo  
**J. Batchelor, P. Akram, R. Haines, G. Meakin, A. Montgomery, J. Ravenscroft, A. Rogers, T. Sach, M. Santer, W. Tan, J. White, M. Whitton, H. Williams and K. Thomas**
- 11:30 - 11:45** O06 Real world experience of dupilumab for the treatment of severe recalcitrant atopic dermatitis in a tertiary centre  
**E. Gardette, S. Ramyeed, A. Smola, J. Jones and M. Ameen**





## Posters

- BC04 Beauty and the beast: cosmetic laser-induced pseudomelanoma by a nonmedical practitioner  
**V. Campbell, L. Surgenor and N. McLoone**
- BC05 A survey of the dermatological knowledge of tattoo artists  
**W.A. Woo, N. Alwash and S. George**
- BC06 Side-by-side comparison of botulinum toxin A vs. electrocautery for multiple eccrine hidrocystomas  
**M. Verma and W. Ghumra**
- BC07 Hyperhidrosis Priority Setting Partnership: the top 10 research priorities for management and treatment of hyperhidrosis  
**L. McDonald, A. Clifton, A. Alexandroff, K. Radley, R. Oliver, M. McPhee, J. Miller, H. Hussain and L. Dunford**
- BC08 Granulomatous reaction to cosmetic tattooing of the lips  
**E. Gilhooley, F. Awdeh, C. O'Grady, J. MacMahon, A. Salim, A.-M. Tobin and M. Connolly**

The poster viewing session will take place during the lunch break on the Wednesday 3rd July

## Notes

---

---

---

---

---

---

---

---

---

---

---

---

---

---

---

---

---

---

---

---

---

---

---

---

---

## BADGEM Clinical Meeting

**Date:** Wednesday 3<sup>rd</sup> July

**Time:** 09:00-12:30

**Room:** Hall 1B

**Chair:** Prof Edel O'Toole & Dr Marie-Louise Lovgren

**Dr Neil Rajan & Prof Sara Brown**



## Programme

- 09:00 – 09:05** Welcome  
**Prof Edel O'Toole (London)**
- 09:05 – 09:15** BG01 Acrodermatitis enteropathica in adulthood: therapeutic challenges and second report of a novel mutation  
**G. Murray, R. Hellen, J. Ralph, C. Drumm and M. O'Kane**
- 09:15 – 09:25** BG02 Novel frameshift variant in EBP: late diagnosis of Conradi-Hünemann syndrome in a 41-year-old woman  
**B.R. Thomas, M.P. Caley and E.A. O'Toole**
- 09:25 – 09:35** BG03 Pure hair and nail ectodermal dysplasia associated with a novel variant in *HOXC13*  
**A. Spencer, S. Polubothu, C. Fernandez, C. Hardman and V.A. Kinsler**
- 09:35 – 09:45** BG04 The effects of oral acitretin in Papillon-Lefèvre syndrome: where are we now?  
**K. Molloy, S.J. McKaig, S. Evengelina, I.L. Chapple and C. Moss**
- 09:45 – 10:10** Invited Talk:  
Pigmentary mosaicism - what you need to understand in clinic  
**Dr Veronica Kinsler (London)**
- 10:10 – 11:00** Break Exhibition Halls
- 11:00 – 11:25** Advances in albinism  
**Dr Fanny Morice-Picard (Bordeaux, France)**
- 11:25 – 11:35** BG05 Phakomatosis pigmentovascularis spilorosea and speckled lentiginous naevus syndrome are caused by mosaic mutations in the gene PTPN11  
**S. Polubothu, N. Bender, S. Muthiah, Z. Zeng, M. Böhm, S. Barbarot, V. Carmignac, C. Fink, H.A. Haenssle, R. Happel, S. Malhotra, M. Topf, P. Vabres, E. Patton, N. Rajan, B.A. Drolet and V.A. Kinsler**

- 11:35 – 11:45** BG06 A unique poikilodermatous condition associated with a de novo heterozygous ATR mutation  
**G. Petrof, M.-L. Lovgren, M. Ogboli, G. Ryan and C. Moss**
- 11:45 – 12:10** Invited talk:  
Clinical trials for targeted drug therapy in mosaic overgrowth syndromes  
**Prof Pierre Vabres (Dijon, France)**
- 12:10 – 12:20** BG07 A rare case of mutation-positive cardiofaciocutaneous syndrome with associated multiple epidermoid cysts  
**G. Haebich, D. Pilz and V. Li**
- 12:20 – 12:30** BADGEM Initiatives  
**Dr Neil Rajan (Newcastle)**

## Posters

- BG08 An unusual manifestation of X-linked hypohidrotic ectodermal dysplasia with keratoderma  
**L. Ferguson, M. de Brito, S. Mansour and I. Khan**
- BG09 Pyogenic granulomas as a side-effect of retinoid therapy, with ADAM17 as a potential key player: a case series  
**S. Javadzadeh and E. O'Toole**
- BG10 Low-dose naltrexone for the treatment of Hailey–Hailey disease: a case report and literature review  
**N. Gopee and S. Natarajan**
- BG11 Atypical heterozygous donor splice-site mutation in ADAR underlying dyschromatosis symmetrica hereditaria  
**M. Papanikolaou, L. Liu and J. McGrath**
- BG12 Successful use of a topical statin–cholesterol combination in CHILD syndrome  
**N. Lalagianni, J. Mellerio, E. Wedgeworth, J. McGrath and L. Liu**
- BG13 Sporadic Blau syndrome treated with adalimumab: an update  
**G. Millington and J. Khan**
- BG14 A rare case of focal dermal hypoplasia in an affected boy caused by sporadic PORCN gene mutation  
**A. Lowe and S. Blackford**
- BG15 Keratin 6a pachyonychia congenita: from birth to adolescence  
**R. Ramessur, K. Batta and A. Martinez**

The poster viewing session will take place during the lunch break on Wednesday 3rd July

## BADBIR

**Date:** Wednesday 3<sup>rd</sup> July  
**Time:** 09:00 - 10:00  
**Room:** Hall 12  
**Chair:** Prof Chris Griffiths & Prof Nick Reynolds



## Programme

- 09:00 – 09:10** BADBIR Latest developments  
**Prof Chris Griffiths (Manchester)**
- 09:10 – 09:25** Safety outcomes update  
**Dr Zenas Yiu (Manchester)**
- 09:25 – 09:45** Effectiveness update and future work  
**Dr Kayleigh Mason (Manchester)**
- 09:45 – 09:55** Paediatric recruitment to BADBIR  
**Dr Tess McPherson (Oxford)**
- 09:50 – 10:00** General questions and closing comments  
**Prof Nick Reynolds (Newcastle)**

## Notes

---

---

---

---

---

---

---

---

---

---

---

---

---

---

---

---

---

---

---

---

---

---

---

# Sponsored Symposium: Merck and Pfizer

**Date:** Wednesday 3<sup>rd</sup> July  
**Time:** 13:00 - 13:45  
**Room:** 2.1 (in Exhibition Hall 2)  
**Chair:** Professor Catherine Harwood  
 (Clinical Professor of Dermato-Oncology;  
 Queen Mary, University of London)



## Programme

**Advances in the diagnosis and management of rare non-melanoma skin cancers:  
 a focus on Merkel cell carcinoma**

- 13:00 – 13:05** Chairperson's welcome  
**Professor Catherine Harwood, Clinical Professor of Dermato-oncology,  
 Queen Mary, University of London, London**
- 13:05 – 13:20** Improving the early and accurate diagnosis of Merkel cell carcinoma  
**Dr Louise Fearfield, Consultant Dermatologist, The Royal Marsden, London**
- 13:20 – 13:40** Management of Merkel cell carcinoma: real-world experiences  
**Dr Paul Nathan, Consultant Medical Oncologist, Mount Vernon Cancer Centre, Northwood**
- 13:40 – 13:45** Facilitated discussion  
**Professor Catherine Harwood**
- 13:45** Summary and close  
**Professor Catherine Harwood**

## Notes

---

---

---

---

---

---

---

---

# Sponsored Symposium: Sanofi

**Date:** Wednesday 3<sup>rd</sup> July  
**Time:** 13:00 - 13:45  
**Room:** 2.2 (in Exhibition Hall 2)  
**Chairs:** Professor Kristian Reich (Germany)



## Programme

**Atopic dermatitis and its evolving treatment in the era of biologic therapies –  
 Local experiences and latest knowledge**

- 13:00 – 13:20** Atopic dermatitis and its treatment  
**Prof. Kristian Reich (Hamburg, Germany)**
- 13:20 – 13:40** Real-world experience in using dupilumab for the treatment of adults with atopic dermatitis; long-term safety data  
**Dr Carolyn Charman (Royal Devon and Exeter Hospital, UK)**

## Notes

---

---

---

---

---

---

---

---

---

---

---

---

---

---

---

---

---

---

---

---

---

---

---

---

## Plenary Session - Submitted Papers

**Date:** Wednesday 3<sup>rd</sup> July  
**Time:** 14:00 - 15:25  
**Room:** Hall 1A  
**Chair:** Dr Louise Fearfield & Dr Anshoo Sahota

### Programme

- 14:00 – 14:15** **BMJ Dermatology Team of the Year award:**  
 Establishing a national xeroderma pigmentosum service  
**A. Abiona, P. Giunti, A. Lehmann, S. Webb, K. Kilby, H. Naik, S. Morley, I. Garrod, H. Fassihi, B. Sarkany, E. Craythorne, S. Mohammed, S. Turner, T. Henshaw**
- 14:15 – 14:30** O07 Efficacy of mogamulizumab in patients with previously treated cutaneous T-cell lymphoma: post-hoc analysis from the phase 3 MAVORIC study  
**J. Scarisbrick, P.L. Zinzani, S. Horwitz, Y.H. Kim, A.J. Moskowitz, P. Porcu, M. Leoni, K. Dwyer, W. Sun, E. Nikonova and M. Bagot**
- 14:30 – 14:45** O08 C19, a C-terminal peptide of chemokine-like factor 1, decreases inflammation and proliferation of dermal capillaries in psoriasis  
**Y. Zheng, C. Li**
- 14:45 – 15:00** O09 Outcomes in patients presenting with keratoacanthoma-like lesions in a U.K. dermatology department in which patients are offered deferred surgery  
**S. Babu, D. Veitch, D. Koch, P. Thomas, S. Austin and S. Taibjee**
- 15:00 – 15:15** O10 The National Institute for Health Research xeroderma pigmentosum (XP) study: detailed investigation of photoprotection behaviours in patients with XP, and of the psychosocial factors causing these behaviours  
**R. Sarkany, J. Weinman, L. Foster, M. Morgan, H.C. Wulf, J. Walburn and S. Norton**
- 15:15 – 15:25** Late Breaking abstract: Daily emollient for the first year of life for preventing eczema: results of the BEEP randomised trial  
**H. Williams, J. Chalmers, R. Boyle, L. Bradshaw, R. Haines, A. Montgomery, M. Perkin, S. Lawton, M. Ridd, N. Jay, S. Brown, R. Swinden, M. Kelleher, S. Davies-Jones, K. Thomas, S. Tarr, T. Sach, E. Simpson, and C. Flohr on behalf of the BEEP trial team**

## British Society for Investigative Dermatology

**Date:** Wednesday 3<sup>rd</sup> July  
**Time:** 14:00 - 15:30  
**Room:** Hall 11A  
**Chair:** Dr Des Tobin & Dr Daniele Bergamaschi

### Programme

- 14:00 – 14:10** **Best Presentation (PhD student) from the BSID Annual Meeting**  
 IL-36γ acts as a global sensor of epithelial infection following liberation and activation by several epithelial pathogen  
**T. Macleod, J. Ainscough, S. Herrick, Y. Terao, J. Wenzel, M. Stacey, M. Wittmann**
- 14:10 – 14:40** Exploring the ethnic diversity of our appearance through genetics of dermatological features  
**Dr Kaustubh Adhikari (London)**
- 14:40 – 14:50** **Best Presentation (PhD student) from the BSID Annual Meeting**  
 Non-invasive proteomic analysis of inflammatory skin diseases via tape stripping and mass spectrometry  
**A. Berekméri, A. Alase, T. Macleod, P. Laws, M. Stacey, M. Wittmann**
- 14:50 – 15:00** **Early Career Investigator Award 2019 Recipient**  
 A global perspective on Photodamage  
**Dr Abigail Kate Langton (Manchester)**
- 15:00 – 15:30** Skin cancer stem cells: from origins to eradication and the things in between  
**Dr Girish Patel (Cardiff)**

### Notes

---

---

---

---

---

---

---

---

---

---

# Teledermatology & Digital Dermatology Symposium

**Date:** Wednesday 3<sup>rd</sup> July  
**Time:** 13:45 – 15:20  
**Room:** Hall 11  
**Chair:** Dr Carolyn Charman & Dr David De Berker

## Programme

- 13:45 – 13:50** Welcome Introduction - Teledermatology 2019
- 13:50 – 14:00** BT01 A prospective comparison of store-and-forward teledermoscopy, using an innovative digital web-based platform, with traditional face-to-face assessment for 2-week-wait referrals  
**C. Broderick, A. Wickramanayake, C. Vlachou and B. De Silva**
- 14:00 – 14:10** BT02 Our first-year experience in teledermatology  
**N. Dinani, N. Alwash, D. Chandler, L. Mathew, J. Coe and P. Farrant**
- 14:10 – 14:20** BT03 A service evaluation and comparison between the 2-week-wait pathway via teledermatology and the standard face-to-face consultation  
**L. Ali, W. Hunt, H. Marder, J. Sansom and D. de Berker**
- 14:20 – 14:30** BT04 Teledermatology follow-up for lesion monitoring: an audit regarding suitability and application in the clinic setting  
**J. Ng, L. Florence and L. Fearfield**
- 14:30 – 14:40** BT05 Dermatology in the digital age: a review of a regional electronic advice and guidance service  
**J. Coe, C.A. Love and K.F. Thomson**
- 14:40 – 14:50** BT06 Digital dermatology as a potential solution for addressing the need for health services in residential care homes  
**A. Yong, A.J. Leung and N. Chandran**
- 14:50 – 15:00** BT07 Digitalizing acute dermatology referrals in a U.K. teaching hospital  
**K. Stylianou, A. Mitra, V. Goulden, L. Solman, E. Horton and E. Blakeway**
- 15:00 – 15:10** BT08 Use of mobile devices by U.K. dermatology trainees  
**S. Mehrtens and S. Halpern**
- 15:10 – 15:20** BT10 I saw it on Facebook! Assessing the influence of social media on patient presentation to a melanoma screening clinic  
**J. Guckian, K. Jobling, K. Blasdale and T. Oliphant**

## Posters

- BT11 A deep learning approach to deblurring skin cancer images  
**A.-R. Ali, S.J. O’Shea, J. Li and L. Roche**
- BT12 Patient satisfaction with a new skin cancer teledermatology service  
**P. Nicholson, C. Macedo, C. Fuller and L. Thomas**
- BT13 Introduction of a new teledermatology service  
**S. Ogden, D. Fitzgerald and J. Newsham**
- BT14 Teledermatology effectiveness in the Welsh National Melanoma Audit  
**S. Ziaj, R. Motley and R. Abbott**
- BT15 Teletriage: a practical guide for general practitioners about the three-image approach  
**K. Stylianou, B. Bhojru, D. Cottingham and A. Muinonen-Martin**
- BT16 Closed-loop audit of skin cancer conversion rate  
**B. Farzaneh and V. Akhras**
- BT17 Artificial intelligence in dermatology: the future of healthcare provision?  
**M. Charalambides**
- BT18 The need for teledermatology in the emergency department  
**A. Yong and C.H. Tan**
- BT19 Social media and eczema: what are patients saying?  
**G. Callaghan and A. Lally**
- BT20 PTeledermatology: an audit assessing a regional teledermatology pilot service  
**A. Malik, A. Hughes and J. Natkunarajah**

**The poster viewing session will take place in the lunch break on Wednesday 3rd July.**

## Notes

---

---

---

---

---

---

---

---

---

---

# Psychodermatology UK

**Date:** Wednesday 3rd July  
**Time:** 14:15 – 17:15  
**Room:** Hall 1B  
**Chair:** Dr Elise Kleyn & Dr David Alderdice  
 Dr Alia Ahmed & Dr Tony Bewley

## Programme

14:15 – 14:25		Welcome - Elise Kleyn and David Alderdice
14:25 – 14:55	PSGL1	<b>Guest Lecture</b> Capacity and the Mental Capacity Act for Dermatologists <b>Prof Peter Lepping (Bangor)</b>
14:55 – 15:05	PS01	Drug abuse among patients with psoriasis, while on treatment with biologics <b>K. Hussain, M.-A. Gkini and A. Bewley</b>
15:05 – 15:15	PS02	Depression and anxiety in patients with moderate-to-severe plaque psoriasis while on methotrexate plus adalimumab vs. methotrexate monotherapy <b>M. Goldust</b>
15:15 – 15:25	PS03	Mental health concerns in patients taking isotretinoin for acne: a survey of dermatologists and implications for future practice <b>N. Salmon, A. Affleck, J. Nicolson and A. Stewart</b>
15:25 – 16:05	Break	Exhibition Halls
16:05 – 16:15	PS04	Examining neurocognitive disgust responses in patients with psoriasis <b>S. Moschogianis, E. Mullings, A. Bland, S. McKie, C.E.M. Griffiths, R. Elliott and E. Kleyn</b>
16:15 – 16:25	PS05	Experience of skin disease and relationships with healthcare providers: a qualitative study of Traveller women in Ireland <b>E. Gilhooley, S. Daly, O. Gallagher, M. Glacken and D. McKenna</b>
16:25 – 16:35	PS06	Complexities surrounding the management of homeless patients in dermatology: an increasing phenomenon <b>F. Awdeh, C. O'Grady, E. Gilhooley, J. MacMahon, M. Connolly, A. Salim and A.-M. Tobin</b>
16:35 – 16:45	PS07	A case of chronic ulceration: pyoderma gangrenosum or dermatitis artefacta? <b>P. Patel, A. Kawsar, M.-A. Gkini, K. Hussain, R. Taylor and A. Bewley</b>
16:45 – 16:55	PS08	'Who nose why the ulcer won't heal? <b>A. Adel, V. Grande and R. Patalay</b>

16:55 – 17:05	PS09	Extrapyramidal symptoms: an adverse reaction to risperidone in delusional infestation <b>A. Kawsar, P. Patel, M.-A. Gkini, R. Taylor and A. Bewley</b>
17:05 – 17:15	PS10	Neuroimaging in delusional infestation: a review of the present situation, and possible new directions <b>A. Daunton, E. Kleyn, A. Bewley, J. Eccles and J.M.R. Goulding</b>

## Posters

PS11	Clinical and trichoscopic evaluation of patients with trichotillomania <b>S. KC, M. Adhikary and D. Karn</b>
PS12	Factitial dermatoses; a diagnostic dilemma <b>R. Alhajjar and S. Punjabi</b>
PS13	Developing a psychodermatology service as part of a wider Integrated Psychological Medicine Service <b>C. Carmichael, J. Hancock and P. Williams</b>
PS14	Demographics of the complex clinic <b>M. Patel, R. Lawless and J. Felton</b>

**The poster viewing session will take place during the lunch break on Wednesday 3rd July.**

## Notes

---

---

---

---

---

---

---

---

---

---

---

---

---

---

---

---

---

---

---

---

---

# Historical Symposium

**Date:** **Wednesday 3<sup>rd</sup> July**  
**Time:** **14:15 – 15:30**  
**Room:** **Hall 1C**  
**Chair:** **Prof David Gawkrödger**

## Programme

14:15 – 14:27	H01	Learning about the treatment of skin disease from a physic garden in the late 17th century <b><u>S. Burge</u></b>
14:27 – 14:39	H02	Dyeing for treatment: the colourful history of the use of dyes in dermatology <b><u>W. Hunt, S. Tso and A. Ilchyshyn</u></b>
14:39 – 14:51	H03	'The study of skin disease without coloured plates, is like the study of geography, without maps' <b><u>H. Al-Kutubi and A. Abdullah</u></b>
14:51 – 15:03	H04	From Cork to Calcutta to Liverpool: Colonel Charles Donovan (1863–1951), the Irish doctor who unravelled the mystery of leishmaniasis in India <b><u>C. O'Connor</u></b>
15:03 – 15:30	HGL	<b>Guest Lecture</b> Botanical Dermatology <b>Dr Paul Yesudian (Wrexham)</b>

## Notes

---

---

---

---

---

---

---

---

---

---

## Posters

- H05 From glass to electron microscopes: a synoptic history of microscopy  
**I. Logan and R. Ramessur**
- H06 Swann-Morton, surgical blade makers: an iconic British company  
**D. Veitch and B. Monk**
- H07 Louis Frédéric Wickham (1861–1913): biography and scientific life  
**S. Tareen and A. Heagerty**
- H08 Dr Richard Coles and the founding of the Psoriasis Association  
**M. Anyasodor and B. Monk**
- H09 The beginnings of a peculiar skin disease called the crawcraw  
**L. Steele**
- H10 Sir Malcolm Morris (1849–1924): the forgotten man of U.K. dermatology?  
**S. Orpin, S. Unter and N. Harper**
- H11 Mibelli and porokeratosis: the expanding misnomer  
**F. Qureshi, M. de Brito, S. Krishna and J. Natkunarajah**
- H12 Pointing into the past  
**D. Gnanappiragasam and W. Woo**
- H13 Balneotherapy: a history of healing water  
**R. Jerrom and D. Jackson**
- H14 Dr Henry Radcliffe Crocker (1846–1909): a pioneering force in British dermatology  
**A. Shah and G. Johnston**
- H15 Sir Erasmus Wilson (1803–1884): father of dermatology  
**C. Drumm**
- H16 Porphyria: a historical perspective  
**M. de Brito and S. Krishna**
- H17 The life of Besnier and the birth of the biopsy  
**A. Pararajasingam**
- H18 The bald and the beautiful: alopecia and hair in the history of art  
**L. Asfour**
- H19 'Sunburn was just part of the holiday doc...': the history of sunscreens  
**R. Kumari**

**The poster viewing session will take place during the lunch break on Wednesday 3rd July**

Please remember to go and visit the BAD stand located in the Atrium to see our historical display

# Plenary Session

**Date:** Wednesday 3<sup>rd</sup> July  
**Time:** 16:00 – 18:00  
**Room:** Hall 1A  
**Chair:** Prof Alex Anstey & Dr John Ingram

## Programme

**16:00 – 16:10**

Overview  
**Prof Alex Anstey (Bangor)**

**16:10 – 16:40**

KL05 **Keynote Lecture** - Introduced by Alex Anstey  
 Redistribution of Pathogenic IL-17-producing T Cells Provides a Mechanistic Insight Into Psoriasis Relapse  
**Prof Jie Zheng (Shanghai, China)**



The character of psoriasis is always relapsing. Although biologics have revolutionized treatment and care, a significant fraction of psoriatic patients initially respond but lose efficacy and disease recurs like many other medications used for the treatment of psoriasis. Here we report that redistribution of pathogenic IL-17-producing innate T cells play a critical role in this process. RNAseq analysis reveals that chemokine/chemokine receptor expression is drastically altered in psoriatic skin between pre-treated and effectively treated with glucocorticoid (GC) and subsequent relapsed skin. Using imiquimod (IMQ)-induced mouse psoriasis-like model, we found that pathogenic IL-17-producing  $\gamma\delta$ T ( $\gamma\delta$ T17) cells are decreased in the skin upon GC treatment but increased in the draining and distant lymph nodes (LN). This effect lasted even two weeks after GC withdrawal. Upon re-challenge with IMQ, these mice developed more severe disease with increased epidermal thickness and massive neutrophil infiltration in the skin. Accordingly,  $\gamma\delta$ T17 cells are decreased or unchanged in the draining or distant LNs. Redistribution of pathogenic  $\gamma\delta$ T17 cells is CCR6 cells appear to have memory feature. Thus, redistribution of pathogenic IL-17-producing innate T cells is vital to prevent disease relapse in skin inflammation.

**16:40 – 17:00**

**Invited Lecture**  
 Update in Merkel Cell Carcinoma: the present and the future  
**Prof Mahtab Samimi (Tours, France)**

**17:00 – 17:30**

KL06 **Keynote Lecture** - Introduced by John Ingram  
 30 Years of Skin Cancer Prevention – What have we learnt and where do we need to go  
**Adjunct Assoc. Prof Craig Sinclair (Melbourne, Australia)**



In countries such as Australia and New Zealand, skin cancer prevention efforts have contributed to a reduction in melanoma rates in younger age groups. Unfortunately, similar results have not been achieved in other countries like the UK that has

not had the benefit of long-standing population-wide skin cancer prevention interventions. This presentation will focus on the challenges of motivating positive sun protection behaviour, what we have learnt, what have been the barriers, but more importantly, based on the best available evidence, what we must do to improve sun protection behaviour and in turn reduce melanoma rates in the UK into the future.

**17:30 – 17:50**

**Invited Lecture**  
 Endocrinology: Obesity and Skin Disease  
**Prof Donal O'Shea (Dublin, Ireland)**

**17:50 – 18:10**

**Invited Lecture**  
 Are you being served? The Patient Journey. Highlighting the patients experience and demonstrating how the patient support groups can be of service to you.  
**Professor Celia Moss OBE and team**

## Notes

---

---

---

---

---

---

---

---

---

---

---

---

---

---

---

---

---

---

---

---

---

---

---

---

---



# UK TREND - Understanding risk factors in atopic eczema

**Date:** Wednesday 3<sup>rd</sup> July  
**Time:** 16:30 - 18:00  
**Room:** Hall 12  
**Chair:** Prof Eugene Healy & Prof Nick Reynolds



## Programme

- 16:30 - 16:35** Introduction and welcome -  
**Prof Eugene Healy (Southampton)**
- 16:35 - 16:55** Gene environment interactions in atopy and eczema  
**Dr Ashley Budu-Aggrey (Bristol)**
- 16:55 - 17:15** Clinical phenotyping of eczema in the Bangladeshi population  
**Dr Bjorn Thomas (London)**
- 17:15 - 17:35** Developmental origins of infantile atopic eczema  
**Dr Sarah El Heis (Southampton)**
- 17:35 - 17:55** Use of computational models in understanding eczema  
**Dr Reiko Tanaka (London)**
- 17:55 - 18:00** Closing remarks -  
**Prof Nick Reynolds (Newcastle)**

## Notes

---

---

---

---

---

---

---

---

---

---

# Sponsored Symposium: Eli Lilly & Co

**Date:** Wednesday 3<sup>rd</sup> July  
**Time:** 18:15 - 19:00  
**Room:** Hall 1B  
**Chair:** Dr Philip Laws



## Programme

### Is your choice of biologic the right one for plaque psoriasis patients with concomitant psoriatic arthritis?

- 18:15 - 18:30** Navigating a treatment pathway when we have many therapeutic options for our patients with psoriasis and psoriatic arthritis  
**Dr Philip Laws, Consultant Dermatologist (Leeds)**
- 18:30 - 18:45** What does the latest clinical trial data tell us?  
**Dr Helena Marzo Ortega, Consultant Rheumatologist (Leeds)**
- 18:45 - 19:00** Q&A/discussion - What impact will this have on our clinical practice?  
**Dr Philip Laws, Consultant Dermatologist (Leeds)**

This meeting has been developed, organised and funded by Eli Lilly and Company Ltd. Lilly products will be discussed at these meetings.

## Notes

---

---

---

---

---

---

---

---

---

---



# Professors & Registrars Session

**Date:** Thursday 4<sup>th</sup> July  
**Time:** 08:30 – 12:15  
**Room:** Hall 1A  
**Chair:** Dr Karen Gibbon & Dr Eugene Ong  
 Dr Mabs Chowdhury & Dr Amr Salam

## Programme

- 08:30 – 08:45** RF01 New European Medicines Agency-approved targeted treatment for CD30+ mycosis fungoides and primary anaplastic large-cell lymphoma  
**S. Engalina, M. Saggi, F. Shah, J. Yoo, A. Stevens, S. Chaganti, S. Lee and J. Scarisbrick**
- 08:45 – 09:00** RF02 Skin cancer prevention in organ transplant recipients using topical treatment (SPOT): a randomized control trial  
**Z. Hasan, C. Proby, P. Allanson, J. Thomson, S. Hogan, V. Van-de-Velde, L. Mitchell, J. Kentley, R. Matin, J. Lear, A. Green, F. Ismail, A. Milligan, K. Wheatley, S. Bowden, C. Gaunt, I. Ahmed and C. Harwood**
- 09:00 – 09:20** PR01 **Invited Lecture**  
Dermatologically Tested - Blend not Bland  
**Prof Vicky Jolliffe (London)**
- 09:20 – 09:35** RF03 Comparative study to evaluate the effectiveness of atenolol and propranolol in the treatment of infantile haemangiomas  
**R. Ashraf, R. Mahajan, S. Handa, M. Abas, D. De, A. Sinha and N. Sachdeva**
- 09:35 – 09:50** RF04 Study to assess the prevalence of metabolic syndrome, and its individual components, and to measure serum leptin levels in children and adolescents with psoriasis compared with healthy controls and to correlate them with the severity of psoriasis  
**S. Moudgil, S. Dogra, R. Mahajan, T. Narang, N. Sachdeva and D. Dayal**
- 09:50 – 10:45** Break
- 10:45 – 11:00** RF05 **Clive Archer THESIS Fellowship 2019 Winner**  
An investigation into the association and prediction of serious infection in patients on biologic therapies for psoriasis  
**Dr Zenas Yiu**
- 11:00 – 11:20** PR02 **Invited Lecture**  
Human Skin Cell Atlas  
**Prof Muzlifah Haniffa (Newcastle)**

- 11:20 – 11:35** RF06 **BSID best registrar paper**  
The Skin Microbiome in Atopic Dermatitis: Interactions Between Bacteria (Staphylococcus) and Fungi (Alternaria)  
**M. Hammond, J. Chandra, M. Retuerto, R. Sherif, M. Ghannoum, S. Nedorost, P. Mukherjee**
- 11:35 – 11:55** PR03 **Invited Lecture**  
Psoriasis and mindfulness  
**Prof Christine Bundy (Cardiff)**
- 11:55 – 12:15** PR04 **Invited Lecture**  
Insights into Skin Biology from Rare Diseases  
**Prof Edel O'Toole (London)**

## Notes

---

---

---

---

---

---

---

---

---

---

---

---

---

---

---

---

---

---

---

---

---

---

---

---

# British Society for Paediatric Dermatology & British Society of Paediatric Endocrinology and Diabetes

**Date:** Thursday 4<sup>th</sup> July  
**Time:** 08:30 – 12:15  
**Room:** Hall 11  
**Chair:** Prof Jemima Mellerio & Dr Tess McPherson  
 Dr Paula Beatrice & Prof Carsten Flohr

## Programme

- 08:30 – 08:40** PA01 Dupilumab, an incoming treatment for adolescents with atopic dermatitis: experience from a tertiary eczema clinic  
**D. O'Driscoll, E. Corden, B.S. Martinez-Falero, A. Cave and M. Ardern-Jones**
- 08:40 – 08:50** PA02 Cutaneous manifestations of obesity in children: a prospective study  
**M. Gupta**
- 08:50 – 09:00** PA03 Clinical phenotypes in East London Bangladeshi patients with eczema: preliminary findings from the Tower Hamlets Eczema Assessment  
**B.R. Thomas, B.S. McDonald, S. Dhoat, L. Noimark, A. Aston, E.J. Robinson, S. Rahman, R.A. Ahmed, R. Begum, H. Khanam, D.P. Kelsell, J. Grigg and E.A. O'Toole**
- 09:00 – 09:10** PA04 Managing the needs of a paediatric dermatitis artefacta population: a BSPD taskforce survey  
**R. Ali, F. Meynell, C. Flohr, M. Edwards, C. Andrews and S. Baron**
- 09:10 – 09:20** PA05 Association of metabolic syndrome with paediatric psoriasis: a case-control study  
**A.K. Aalemi, A.G. Hamdard and H. Chen**
- 09:20 – 09:30** Tales from the Windy City  
**Dr Laura Proudfoot (London)**
- 09:30 – 10:00** Guest Lecture  
Hormones and acne from birth to adolescence  
**Dr Alison Layton (Harrogate)**
- 10:00 – 10:45** Break Exhibition Halls
- 10:45 – 11:10** Guest Lecture  
Hidden endocrine disorders: what the skin can tell us  
**Dr Tony Hulse (London)**

- 11:10 – 11:35** Guest Lecture  
The approach to the obese child  
**Dr Guftar Shaikh (Glasgow)**
- 11:35 – 11:45** PA06 OSCAA: a feasibility study to inform a randomized controlled trial of an online intervention for young people with skin conditions that affect their appearance (Young Person's Face IT)  
**E. Howard, H. Williamson, P. White, S. Meecham and T. Zaman**
- 11:45 – 11:55** PA07 A retrospective review of phototherapy in children at a tertiary paediatric unit  
**E. Seccombe, C. Clancy and A. Fityan**
- 11:55 – 12:05** PA08 Assessment of the prevalence and reasons for unpublished results and terminated trials in atopic eczema  
**L. Steele**
- 12:05 – 12:15** PA09 A case of Albright hereditary osteodystrophy  
**M.K. Lakhan, C.M. Stefanato, M. Holder-Espinasse and C. Flohr**

## Notes

---

---

---

---

---

---

---

---

---

---

---

---

---

---

---

---

---

---

---

---

---

---

---

---

## Posters

- PA10 Sirolimus: the other side of the coin when treating children with vascular anomalies  
**A. Chacko and M. Glover**
- PA11 A paediatric case of SAPHO–CNO syndrome with direct correlation between skin and osteoarticular features  
**V. Campbell, L. Surgenor and C. Devereux**
- PA12 Long-term follow-up of a novel multisystem variant of recessive dystrophic epidermolysis bullosa due to PLOD3 mutations  
**S. Engelina, M.-L. Lovgren, H. Cox and C. Moss**
- PA13 Paediatric 2-week-wait skin cancer audit  
**T. Hanley, M. Lavery, B. Thompson, A. Fattah, R. Parslew and A. Al-Sharqi**
- PA14 Paediatric melanonychia  
**S. Panche, S. Al-Ani, M. Ogboli and A. Nagy**
- PA15 Surgery in paediatric dermatology: what do we do and why?  
**M.L. Lee and C. Jury**
- PA16 Hypothalamic–pituitary–adrenal axis suppression and significant cutaneous striae with use of a high-potency topical corticosteroids in paediatric lichen sclerosis  
**E. Seccombe, J. Walker and B. Hughes**
- PA17 Pseudohypoparathyroidism presenting as cutaneous calcification  
**L. Mitchell and P. Beattie**
- PA18 A case of multiple cerebral cavernomas associated with en coup de sabre scleroderma  
**N. Alwash, N. Dinani and J. Felton**
- PA19 A case series of mucocutaneous leishmaniasis in children younger than 5 years mimicking other noninfectious childhood dermatoses  
**M. Tesfaye**
- PA20 Urticaria pigmentosa in siblings with xanthomatous-like plaques (xanthelasma) in one child  
**L. Thomas, K. Naidoo and S. Darné**
- PA21 Topical ivermectin (Soolantra®) under occlusion: a successful treatment for cutaneous larva migrans  
**S. Rolls and R. Goodwin**
- PA22 Irritant dermatitis mimicking ulcerated infantile haemangioma of LUMBAR syndrome  
**K. Molloy, W. Szczecinska, S. Sanyal and J. Gach**
- PA23 A pilot study of 3D imaging of localized scleroderma in a paediatric population  
**S. McCarthy, M. McAuliffe, L. Lewis, J.F. Bourke, R. Watson and M. Bennett**
- PA24 Generalized benign acanthosis nigricans of childhood  
**I. Narang, P. Ailawadi and R. Sarkar**

The poster viewing session will take place during the lunch break on Thursday 4th July

## British Photodermatology Group

**Date:** Thursday 4<sup>th</sup> July  
**Time:** 08:30 – 12:15  
**Room:** Hall 12  
**Chair:** Dr Victoria Goulden & Prof Sally Ibbotson  
 Dr Robert Sarkany & Dr Hiva Fassihi

## Programme

- 08:30 - 08:45** AGM
- 08:45 - 09:00** PD01 First case of actinic folliculitis successfully managed using a topical retinoid  
**D. Al-Ismaïl, M. Thomas and J. Powell**
- 09:00 - 09:15** PD02 Photosensitive facial dysaesthesia: a case series  
**F. Lai, H. Fassihi and R. Sarkany**
- 09:15 - 09:30** PD03 Efficacy and tolerance profile of thalidomide in photodermatoses: a retrospective analysis of 20 patients with actinic prurigo and lupus erythematosus  
**T. Palmieri, N. Arujuna, R. Sarkany and H. Fassihi**
- 09:30 - 09:45** PD04 Matrix metalloproteinases are more significantly upregulated by ultraviolet (UV)A-1 than UVC in control and xeroderma pigmentosum fibroblasts: mechanistic implications for the contribution of reactive oxygen species in the development of photoageing  
**M. Sethi, K. Lawrence, R. Sarkany, H. Fassihi and A. Young**
- 09:45 - 10:00** PD05 Chronic actinic dermatitis: changing trends  
**A. Fityan, S.-Y. Cho, A. Plant, J. McFadden and R. Sarkany**
- 10:00 - 10:15** PD06 Clinical experience of ultraviolet A1 phototherapy over the course of 1 year at a tertiary London photodermatology centre  
**A. Tewari, R. Sarkany and L. Novakovic**
- 10:15 - 10:45** PDGL1 **Guest Lecture:** Ocular photodamage and photoprotection  
**Ms Susie Morley (London)**
- 10:45 - 11:15** Break Exhibition Hall
- 11:15 - 11:45** PDGL2 **Guest Lecture:** Phototherapy for atopic eczema  
**Professor Nick Reynolds (Newcastle)**

11:45 – 12:00	PD07	Efficacy of narrowband ultraviolet B and psoralen–ultraviolet A for early-stage mycosis fungoides <b>B. Rooke, M.-L. Lovgren, J. Yoo, F. Shah and J. Scarisbrick</b>
12:00 – 12:15	PD08	Audit of narrowband ultraviolet B in the treatment of eczema <b>R. Montgomery, D. Turner and V. Goulden</b>
12:15- 12:20		La Roche-Posay and BPG Fellowship Award presentation

## Posters

PD09		Survey of symptomatic responses to sunlight in patients with Sjögren syndrome: nearly half report photosensitivity, an under-recognized phenomenon? <b>K. Jobling, S. Meggitt and W.F. Ng</b>
PD10		Poster withdrawn
PD11		What makes phototherapy successful? The challenge of meeting patient expectations <b>H. Grantham and S. Weatherhead</b>
PD12		A multicentre regional audit assessing the prescription and administration of psoralen–ultraviolet A <b>S. Whitaker and R. Goodwin</b>
PD13		Predominantly photodistributed sarcoidosis in a patient with limited cutaneous systemic sclerosis <b>L. Thomas, K. Naidoo and S. Fatah</b>
PD14		Poster withdrawn
PD15		A case of photolocalized varicella <b>M.-L. Lovgren, M. Elshafie and F. Shah</b>
PD16		Extracorporeal photopheresis improves quality of life in patients with mycosis fungoides/Sézary syndrome <b>K. Molloy, D. Kulik, R.K. Malladi, F. Shah, J. Yoo and J. Scarisbrick</b>

The poster viewing session will take place during the lunch break on Thursday 4th July.

## Notes

---



---



---



---



---

## British Hair and Nail Society

**Date:** Thursday 4<sup>th</sup> July  
**Time:** 09:00 – 17:00  
**Room:** Hall 1C  
**Chair:** Dr Anita Takwale & Dr Neki Meah

## Programme

09:00 – 09:10	BH01	Minoxidil 15% solution vs. low-level light therapy in the treatment of androgenetic alopecia <b>M. Goldust and H. Alipour</b>
09:10 – 09:20	BH02	Malignant proliferating trichilemmal tumour of the scalp <b>K. Mukkanna and G. Patel</b>
09:20 – 09:30	BH03	Post-finasteride syndrome: experiences of dermatologists and urologists <b>E. Kamp, P. Farrant, A. Khoury and E. White</b>
09:30 – 10:00	BHGL1	<b>Guest Lecture</b> Onychomycosis <b>Prof Roderick Hay (London)</b>
10:00 – 10:45		Exhibition Hall
10:45 – 11:00	BH04	A regional review of 34 nail referrals <b>U. Popli, D. Alsaadi, R. Waas, S. Khalil and P.D. Yesudian</b>
11:00 – 11:10	BH05	Promising results with mycophenolate mofetil in extensive alopecia areata <b>R. Perry-Thomas and A. Takwale</b>
11:10 – 11:20	BH06	A randomized double-blind, split-scalp, placebo-controlled study to evaluate the efficacy of platelet-rich plasma for the treatment of androgenetic alopecia <b>C.H. Tan, J.S.S. Lee, K.T. Tan, E.C.E. Wang, R.K.W. Chan and S.Y. Chuah</b>
11:20 – 11:30	BH07	Alopecia neoplastica as a presentation of metastatic lobular breast carcinoma <b>M.O. Maguire, C. Drumm and M. O’Kane</b>
11:30 – 12:00	BHGL2	<b>Guest Lecture</b> Trichoscopy in everyday dermatological practice <b>Prof Lidia Rudnicka (Warsaw, Poland)</b>

# Posters

- BH08 From vision to reality: setting up a regional hair centre in the National Health Service  
**A. Takwale and E. Arthur**
- BH09 Treatment-refractory folliculitis decalvans responsive to adalimumab  
**N. Elshimy, I. Taccucci and P. Laws**
- BH10 Poster withdrawn
- BH11 Uncombable hair syndrome: the use of horizontal hair sectioning to unravel the diagnosis  
**D. Cummins, M. Harries and L. Motta**
- BH12 The mysterious case of frontal fibrosing alopecia and platelet-rich plasma  
**S. Odedra and C. Diaz**
- BH13 The bald emoji effect: alopecia and social media  
**L. Asfour and M. Harries**
- BH14 Turmeric: natural does not mean safe  
**L. Howard, N. Mansoor and D. Buckley**

The poster viewing session will take place during the lunch break on Thursday 4th July.

# Notes

---

---

---

---

---

---

---

---

---

---

---

---

---

---

---

---

---

---

---

---

---

---

---

---

---

---

# British Society of Geriatric Dermatology

**Date:** Thursday 4<sup>th</sup> July  
**Time:** 12:30 - 13:30  
**Room:** Hall 2.1 (in Exhibition Hall 2)  
**Chair:** Dr Sarita Singh

# Programme

**12:30 - 13:15** SGGL1 A journey into ageing and wound healing; from hormone deficiency to altered skin microbiota  
**Prof Matthew Hardman (Hull)**

**13:15 - 13:30** AGM

# Notes

---

---

---

---

---

---

---

---

---

---

---

---

---

---

---

---

---

---

---

---

---

---

---

---

---

---



# Plenary Session

**Date:** Thursday 4<sup>th</sup> July  
**Time:** 13:00 - 15:00  
**Room:** Hall 1A  
**Chair:** Dr Ruth Murphy & Dr Tanya Bleiker

# BSDS Interactive Cases Session

**Date:** Thursday 4<sup>th</sup> July  
**Time:** 15:30 - 17:00  
**Room:** Hall 1B  
**Chair:** Dr Vindy Ghura & Dr Lisa Naysmith

## Programme

- 13:00 - 13:50** IL04 **Invited Lecture**  
Parasites  
**Dr Jane Sterling (Cambridge)**
- 13:50 - 14:10** IL05 **Invited Lecture**  
Marine perils in Dermatology  
**Dr Lawrence Scerri (Valletta, Malta)**
- 14:10 - 14:30** IL06 **Invited Lecture**  
Health Economics of dermatology  
**Dr Nathan Bray (Bangor)**
- 14:30 - 15:15** RO **Arthur Rook Oration** – Introduced by Dr Ruth Murphy  
Therapeutic relevance of newly discovered skin immune cells  
**Prof Graham Ogg (Oxford)**



The skin continues to yield fascinating insights in to fundamental immunology with relevance to the pathogenesis of disease. Our patients are already seeing the treatment benefits of immunological advances, with more options on the immediate horizon. The presentation will focus on the clinical setting of atopic dermatitis, in which previously unrecognised immune cells in the skin have been recently discovered. Such pathways will likely yield further targets for therapeutic intervention.

## Notes

---

---

---

---

---

---

---

---

This CPD session will encompass a variety of complex dermatological surgery cases presented in a test-yourself format including an audience response system and panel discussion of each case.

Please ensure you download the meeting app prior to attendance in order to be able to vote in the session.

## Learning Objectives

Following this session the attendee will be able to:

1. Describe head and neck danger zones relevant to cutaneous surgery
2. Summarise the recommendations to avoid wrong site surgery
3. Describe the steps you can take to defend yourself against the allegation that you failed to obtain proper consent
4. Understand and describe the steps that should be taken to optimize scarring
5. Understand and discuss the issues to be considered when undertaking cutaneous surgery in patients on anticoagulation



# Advanced Medical Dermatology Session

**Date:** Thursday 4<sup>th</sup> July  
**Time:** 15:30 – 17:00  
**Room:** Hall 1C  
**Chair:** Dr Giles Dunnill  
**Co-chairs:** The British Society for Medical Dermatology Committee

This CPD session will encompass a variety of complex medical dermatology cases presented in a test-yourself format including an audience response system and panel discussion of each case.

Please ensure you download the meeting app prior to attendance in order to be able to vote in the session.

## Learning Objectives

Following this session, the attendee should be able to:

1. Visually identify and diagnose classic and atypical presentations of cutaneous manifestations of systemic disease.
2. Select management options for complex medical dermatologic disease based on the best available evidence from the literature.
3. Discuss the use of advanced systemic therapies for the management of refractory dermatologic conditions.

**15.30 – 15.45** Case 1  
**15.45 – 16.00** Case 2  
**16.00 – 16.15** Case 3  
**16.15 – 16.30** Case 4  
**16.30 – 16.45** Case 5  
**16.45 – 17.00** Case 6

# Health service delivery, management research and GIRFT symposium

**Date:** Thursday 4<sup>th</sup> July  
**Time:** 15:30-17:00  
**Room:** Hall 12  
**Chair:** Prof Nick Levell

## Programme

**15:30 – 15:30** Welcome & Introduction

**15:35 – 15:45** GIRFT01 National dermatology on-call survey: a snapshot picture of acute dermatology care in the U.K.  
**J. Sharif, E. McMullen and J. Newsham**

**15:45 – 15:55** GIRFT02 999: where's the dermatology emergency?  
**J. Sharif, A. Khoo, J. Newsham and E. McMullen**

**15:55 – 16:05** GIRFT03 A retrospective review of 500 consecutive acute dermatology referrals in a secondary- and tertiary-care hospital  
**E. Panagou and C. Bunker**

**16:05 – 16:15** GIRFT04 Nonmelanoma skin cancer treatment: a regionwide survey of patient satisfaction  
**H. Cooper, R. Burd, T. Bleiker, C. Moss, P. Fairbrother, J. Wolfarth and E. Roberts**

**16:15 – 16:25** GIRFT05 Meeting the challenges of dermatology service redesign: sharing our experience  
**C. Hayes, P. Tinsley and B. De Silva**

**16:25 – 16:45** Guest Lecture  
 GIRFT: Where is Dermatology going?  
**Prof Nick Levell (Norwich)**

**16:45 – 17:00** Panel Discussion

## Notes

---



---



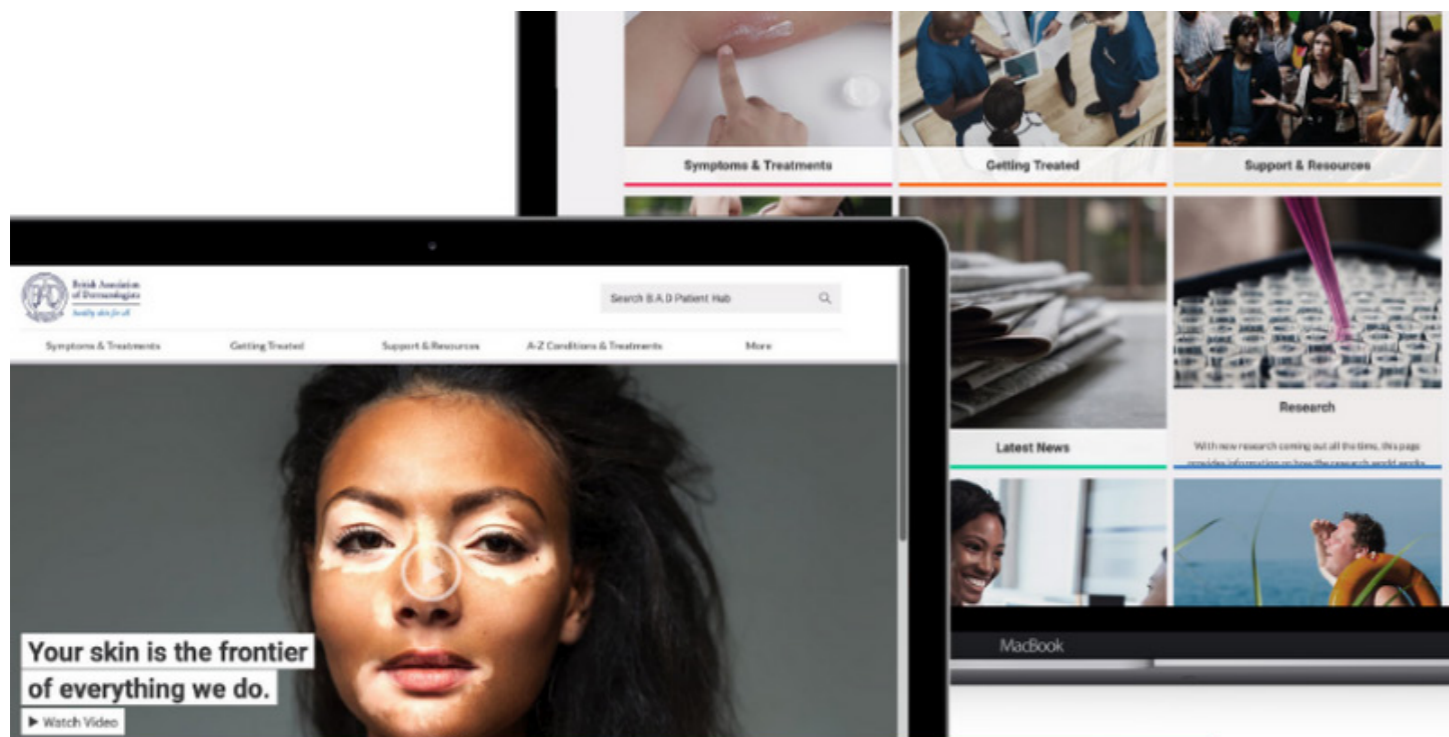
---



---



---



LAUNCHED IN 2019.

# THE BAD'S NEW PATIENT HUB

**DESIGNED TO PROVIDE IMPARTIAL  
INFORMATION AND ADVICE.**

We provide information on skin disease, treatments, accessing the NHS, and much more.

Available at: [www.skinhealthinfo.org.uk](http://www.skinhealthinfo.org.uk)



## Hot Topics

They will be semi-informal set-up taking place in two designated areas within the Exhibition Hall during breaks. These are highlighted as **Room 2.1** and **Room 2.2** on the exhibition plan.

### Tuesday 2nd July

Time	Hot Topic Zone	Title	Speaker(s)
10:30 - 11:00	Hall 2.1	Journal Club	<b>Dr Jonathan Batchelor &amp; Dr Rosalind Simpson</b>
10:30 - 11:00	Hall 2.2	Skin Radiotherapy in Modern Dermato-oncology	<b>Dr Agata Rembielak</b>
14:30 - 15:00	Hall 2.1	What's new in screening for cancer in vulval extramammary Paget disease	<b>Dr Susan Cooper &amp; Dr Victoria Swale</b>
14:30 - 15:00	Hall 2.2	What's New in Cosmetic/Nail Allergy?	<b>Dr Graham Johnston</b>

### Wednesday 3rd July

Time	Hot Topic Zone	Title	Speaker(s)
10:30 - 11:00	Hall 2.1	AI, IT, Telederm	<b>Dr David de Berker</b>
10:30 - 11:00	Hall 2.2	Digital Access to Historical Dermatology texts: planning your next historical abstract	<b>Prof Nick Levell &amp; Dr Alexa Shipman</b>
15:30 - 16:00	Hall 2.1	What's New in Core Outcomes in Dermatology	<b>Dr Joanne Chalmers</b>
15:30 - 16:00	Hall 2.2	Mucosal disease	<b>Dr Jane Setterfield</b>

### Thursday 4th July

Time	Hot Topic Zone	Title	Speaker(s)
10:15 - 10:45	Hall 2.1	Patient engagement website	<b>Ms Emma Rush</b>
10:15 - 10:45	Hall 2.2	How to get your paper published in BJD and CED	<b>Dr John Ingram &amp; Dr Alexa Shipman</b>
12:30 - 13:30	Hall 2.2	ECZEMA! - a play	

ECZEMA! is a 30 minute play, written and directed by Maria Fusco, exploring the life of eczema, a skin disease affecting an estimated 15 million people in the UK including the writer herself. Exploring what it is like to live in co-occupation and incessant dialogue with eczema, Fusco's black comedy mingles itching and scratching cycles into an absurdist score of spoken word and music. This work was originally commissioned by National Theatre Wales for the 70th anniversary of the NHS.

# Poster Walks

We are delighted to continue at the Liverpool Annual Meeting the interactive poster walks. These expertly lead educational strolls through selected posters will be based broadly on several different themes and feature discussions on the key findings of the papers presented. Please ensure you sign up at the registration desk for the limited number of places.

Once signed up you will receive a golden ticket which should be presented at the poster desk prior to the start of the selected time. Please do feel free to ask questions and interact, in this fun and educational new initiative to the meeting.

Here are the walk leaders, themes and the selected posters. All Poster Walks will take place in Hall 3.

## Tuesday 2nd July

Time	Topic	Poster Walk Leaders	Selected Posters
10:30 – 11:00	Photodermatology	<b>Dr Bob Sarkany &amp; Dr Hiva Fassihi</b>	P052, P012, PD14, P072, DS20, H16
10:30 – 11:00	Surgery	<b>Dr Irshad Zaki &amp; Dr Wal Hussain</b>	DS16, DS18, DS19, DS21, DS25
14:30 – 15:00	Genetics	<b>Dr George Millington</b>	BG08, BG10, BG11, BG12, BG13
14:30 – 15:00	Dermatopathology	<b>Dr Alistair Robson &amp; Dr Manuraj Singh</b>	DP11, DP12, DP13, DP14, DP15, DP17, DP20

## Wednesday 3rd July

Time	Topic	Poster Walk Leaders	Selected Posters
10:30 – 11:00	Hair and Nails	<b>Dr Vicky Jolliffe &amp; Dr David de Berker</b>	BG15, BH14, PA14, P056, P099, BH13
10:30 – 11:00	Allergy	<b>Dr Graham Johnston &amp; Dr Donna Thompson</b>	CD12, CD13, CD18, CD19, CD22
15:30 – 16:00	Basic Science	<b>Dr Richard Weller</b>	BT11, P022, P028, P030, P041, P50
15:30 – 16:00	Medical Dermatology	<b>Dr Andrew Carmichael &amp; Assoc. Prof Mike Ardern-Jones</b>	P025, P061, P044, P091, P043, BH09

## Thursday 4th July

Time	Topic	Poster Walk Leaders	Selected Posters
10:15 – 10:45	Paediatrics	<b>Prof Edel O'Toole &amp; Prof Jemima Mellerio</b>	P036, BG13, PA10, PA13, PA14
10:15 – 10:45	Psychodermatology	<b>Dr Alia Ahmed</b>	PS11, PS12, PS13, PS14, P007, P016, P036, P054, P060, P067

# Posters

The Posters are situated in Hall 3. The poster viewing session will take place during the lunch breaks on Tuesday (even numbered posters) and Thursday (odd numbered posters). All presenting authors have been asked to stand by their posters at this time. There will also be an e-poster display in the organiser's room also located on this level.

## Clinicopathological Cases

- P01 Pagetoid melanocytosis: a novel use of reflectance confocal microscopy stack imaging helps differentiate benign lesions from dysplastic naevi and invasive melanoma  
**L. Griffin, M. Lynch, K. Ahmad, C. Hackett, N. Leonard and B. Ramsay**
- P02 Importance of employing DNA profiling on dermatological paraffin-embedded specimens of uncertain provenance  
**M.-L. Lovgren, G. Kaushal, M. Elshafie, P. Taniere, B. O'Sullivan and H.M. Lewis**

## Education, Training, Services, Audit

- P03 'Zombies teach dermatology better!': exploring the perspectives of dermatology undergraduates with an escape room game  
**J. Guckian, S. Meggitt and A. Sridhar**
- P04 YouTube on atopic dermatitis: fiction, falsehoods and few facts  
**S.M. Mueller, V.N. Hongler, P. Jungo, L. Cajacob, S. Schwegler, E. Steveling, S. Hogg, A. Navarini, O. Brandt and K.S. Hofmeier**
- P05 Dermatologists, information governance and social media: some cautionary tales  
**S. Khan and M. Shah**
- P06 Assessment of the prevalence and reasons for unpublished results and terminated trials in atopic eczema  
**L. Steele**
- P07 Greater communication between U.K. patients with psoriasis and their dermatologists may improve treatment satisfaction: results from an international patient survey  
**S. Zaheri, K.S. Chen, R. McKenzie, K. Gulati, D. Saure, K. Murphy and A. Bewley**
- P08 Compliance of randomized controlled trials published in top-ranked dermatology journals with the CONSORT 2010 statement  
**L. Steele, A. Livesey and C. Flohr**
- P09 Visual vs. descriptive dermatological diagnostic competency in medical students  
**Y. Hafouda and P. Yesudian**
- P10 Amelanotic lentigo maligna masquerading as vitiligoSun protection, skin cancer and sports: a national survey of uptake of a public health initiative  
**B. Murphy, R. Brennan, C. McCourt, A. Corry and S. Clements**
- P11 New ways of working in dermatology: developing the role of a specialist dermatology clinical pharmacist  
**K. Bryant, R. Parslew, A. Al-Sharqi and A. Bharati**
- P12 A retrospective review of phototherapy in children at a tertiary paediatric unit  
**E. Seccombe, C. Clancy and A. Fityan**
- P13 A 5-year review of the quality of reporting and methodology of research using clinician surveys published in the highest-ranked dermatology journals  
**A. Wernham, J. Kilgour, J. Ingram and R. Matin**

- P14 Hand concordance and positional preference of students when learning suturing  
**L.F. Soriano, V. Jolliffe and A. Sahota**
- P15 Our first-year experience in teledermatology  
**N. Dinani, N. Alwash, D. Chandler, L. Mathew, J. Coe and P. Farrant**
- P16 Have comorbidities, quality of life and the needs of patients with chronic skin diseases been met?  
**T. Aldeen**
- P17 I saw it on Facebook! Assessing the influence of social media on patient presentation to a melanoma screening clinic  
**J. Guckian, K. Jobling, K. Blasdale and T. Oliphant**
- P18 Development of a skin cancer surgery diary: a quality improvement initiative  
**S. Turner and T. Henshaw**
- P19 Internet search trends for skin cancer and melanoma in the Republic of Ireland and the U.K.  
**G. Murray, R. Hellen, E. Keeling, J. Ralph and M. O'Kane**
- P20 Use of the Cutaneous Lupus Disease Area and Severity Index as a validated, standardized instrument to detect disease activity and damage in cutaneous lupus erythematosus, and to measure treatment response: a descriptive study and a review of current literature.  
**E. Mack, C. McCourt, D. O'Kane, L. Exton and M.F. Mohd Mustapa**
- P21 Myths, moles and melanoma. A study of the public's perception of melanoma risk and sun protection practices  
**J. Pearce and W. Bakkour**

### General Dermatology

- P22 Polymorphisms of two important genes involved in melanocyte adhesion, CDH1 (rs 10431924) and DDR1 (rs 2267641), are associated with susceptibility to vitiligo and presence of autoimmune comorbidities  
**M. Almasi-Nasrabadi, M. Amoli, R.M. Robati, F. Rajabi, F. Ghalamkarpour and Y. Gauthier**
- P23 Study of clinical profile and immunological dysfunction in 100 patients with recurrent dermatophytosis  
**K. Jha, T. Narang, B. Saikia, S. Rudramurthy, U. Saikia, A. Karim, D. Shaw and S. Dogra**
- P24 Is the +405G>C single-nucleotide polymorphism of the vascular endothelial growth factor gene associated with late-onset vitiligo?  
**M. Almasi-Nasrabadi, M. Amoli, R.M. Robati and F. Rajabi**
- P25 Psoriasis and the risk of developing cancer: a systematic review and meta-analysis of observational studies  
**A. Trafford, R. Parisi, E. Kontopantelis, C.E.M. Griffiths and D. Ashcroft**
- P26 Patients with inflammatory bowel disease are four times more likely to develop all types of skin cancer, possibly related to high rates of immunosuppression, with young patients particularly at risk of melanoma  
**C. Gallagher, S. Ismail, F. MacMahon, L. White, S. Crowther, D. McNamara and A.M. Tobin**
- P27 Baseline characteristics of patients with psoriasis on secukinumab from the British Association of Dermatologists Biologics and Immunomodulators Register vs. a pooled psoriasis population from the secukinumab global clinical trial programme  
**J. Hughes, S. George, S. Khare, E. Riley and J. Whitehead**
- P28 The accuracy of the enhanced liver fibrosis test in detecting liver fibrosis in dermatology patients  
**I. Iman, G. Fong, Y. Teo, M. Polak and M. Ardern-Jones**
- P29 Does weight loss reduce the severity and incidence of psoriasis or psoriatic arthritis? Translating evidence into clinical practice  
**S. Mahil, S. McSweeney, E. Kloczko, B. McGowan, J. Barker and C. Smith**

- P30 Clinical phenotypes in East London Bangladeshi patients with eczema: preliminary findings from the Tower Hamlets Eczema Assessment  
**B.R. Thomas, B.S. McDonald, S. Dhoat, L. Noimark, A. Aston, E.J. Robinson, S. Rahman, R.A. Ahmed, R. Begum, H. Khanam, D.P. Kelsell, J. Grigg and E.A. O'Toole**
- P31 Clinicopathological analysis and management of mucous membrane pemphigoid in a joint oral medicine-dermatology clinic  
**D. Finn, C. Graham, D. Holt, R. Kelly, B. Rajlawat and P. Yesudian**
- P32 A phase II trial showing improvements in calcific uraemic arteriopathy wound healing, pain and quality of life during SNF472 treatment  
**E. McMullen, S. Sinha, L. Gould, V. Brandenburg, G. Chertow, S. Miller, A.-Z. Canals, D. Bahr, C. Salcedo, R. Garg, A. Gold and J. Perelló**
- P33 Efficacy of narrowband ultraviolet B and psoralen-ultraviolet A for early-stage mycosis fungoides  
**B. Rooke, M.-L. Lovgren, J. Yoo, F. Shah and J. Scarisbrick**
- P34 Comparison of Psoriasis Area and Severity Index 90% and 100% responses to ustekinumab at 36 months of follow-up according to two imputation methods: data from the British Association of Dermatologists Biologics and Immunomodulators Register  
**K. Hampton, L. Deavy, J. Chin, X. Wu and J. Diels**
- P35 The prevalence of lymphopenia in adult eczema: a retrospective observational cohort study  
**A. Connolly, D. Trokoudes, A. Pink and C. Smith**
- P36 OSCAA: a feasibility study to inform a randomized controlled trial of an online intervention for young people with skin conditions that affect their appearance (Young Person's Face IT)  
**E. Howard, H. Williamson, P. White, S. Meecham and T. Zaman**
- P37 Insomnia and sleep disturbances in dermatology patients: preliminary results of a questionnaire-based study  
**R. Schenker, P. Itin, A. Navarini, S. Hogg and S.M. Müller**
- P38 Phenotypic switch from psoriasis to eczema on anti-interleukin-17 therapy: a case series  
**F.Y.X. Lai, A. Pink, E. Higgins, C. Smith and J. Barker**
- P39 Change in average absolute Psoriasis Area and Severity Index (PASI) vs. PASI 90 and 100 responses: data on the real-world population from the British Association of Dermatologists Biologics and Immunomodulators Register (BADBIR)  
**K. Hampton, L. Deavy, J. Chin, X. Wu and J. Diels**
- P40 The development of inflammatory arthritis and enthesitis in patients on dupilumab: a case series  
**Z. Willsmore, R. Woolf, C. Hughes, B. Menon, B. Kirkham, C. Smith and A. Pink**
- P41 Epigenetic basis of chemical-induced vitiligo  
**H. Kaushik, D. Parsad and D. Kaul**
- P42 Secukinumab demonstrates sustained effectiveness in treating patients with moderate-to-severe plaque psoriasis: real-world evidence from Canada  
**K.A. Papp, M. Gooderham, I. Delorme, M. Lomaga, M. Robern, M.A. Hernandez, V. Taraska, V. Ho, A. Vieira and L. Rihakova**
- P43 Obstructive sleep apnoea in patients with hidradenitis suppurativa and psoriasis  
**A. Kelly, C. Ryan, J. Meurling, R. Hughes, J. Garvey and B. Kirby**
- P44 Blue rubber bleb naevus syndrome: a systematic review  
**X.L. Wong, K. Phan, R. Liu, A.I. Rodriguez Bandera and D.F. Sebaratnam**
- P45 A retrospective analysis of the baseline characteristics of patients receiving ustekinumab for the treatment of moderate-to-severe psoriasis: data from the British Association of Dermatologists Biologics and Immunomodulators Register  
**P. Wright, K. Hampton, L. Deavy, J. Chin, E. Lee, X. Wu and J. Diels**

- P46 Development and validation of a novel scoring system for oral lesions in pemphigus vulgaris  
**T. Sindhuja, D. De, S. Handa, S. Goel, R. Mahajan and K. Kishore**
- P47 Baseline characteristics of patients registering to the British Association of Dermatologists Biologics and Immunomodulators Register stratified by duration of psoriasis at the time of registration  
**C. Reid, K.J. Mason, S. Esse, K. McElhone, M. Lunt, L. Cordingley, N.J. Reynolds, C.E.M. Griffiths and R.B. Warren**
- P48 Defining outcomes in psoriasis using a real-world, population-based cohort study (the British Association of Dermatologists Biologics and Immunomodulators Register): towards a treat-to-target approach  
**S. Mahil, N. Wilson, N.J. Reynolds, R.B. Warren, A.D. Burden, C.E.M. Griffiths, D. Stocken, J.N. Barker and C.H. Smith**
- P49 Abstract withdrawn
- P50 Human papillomavirus subversion of host RNA splicing machinery in early progression  
**H. Hasan, S. Smith, C. Scarpini and N. Coleman**
- P51 Poster withdrawn
- P52 Sun protection factor reimbursement as a means to promote increased usage in the organ transplant recipient population  
**C. O'Grady, F. Awdeh, E. Gilhooley, J. MacMahon, A. Salim, M. Connolly and A.M. Tobin**
- P53 Vulval Crohn disease: a therapeutic challenge  
**C. O'Grady, F. Awdeh, E. Gilhooley, J. MacMahon, A. Salim, M. Connolly and A.M. Tobin**
- P54 Psoriasis has a greater impact on women and those of younger age, as observed with Dermatology Life Quality Index data from the Ask for Clear Campaign  
**T. Bewley, N. Johnson and R. Williams**
- P55 Intuitive documentation of hidradenitis suppurativa site and severity in the clinic: steps towards the development of a patient-reported outcome measure  
**A. Dubois, S. Meggitt and P. Hampton**
- P56 A randomized double-blind, split-scalp, placebo-controlled study to evaluate the efficacy of platelet-rich plasma for the treatment of androgenetic alopecia  
**C.H. Tan, J.S.S. Lee, K.T. Tan, E.C.E. Wang, R.K.W. Chan and S.Y. Chuah**
- P57 The proportion of biologic-naïve patients achieving PASI90/100 at 36 months of treatment with ustekinumab: data from the British Association of Dermatologists Biologics and Immunomodulators Register  
**J. Quinn, K. Hampton, L. Deavy, J. Chin, E. Lee, X. Wu and J. Diels**
- P58 Natal-cleft pyoderma gangrenosum: a diagnostic and therapeutic challenge  
**S. Engelina, A. Martin-Clavijo, S. Velangi and H. Lewis**
- P59 Patch testing in patients with psoriasis while on biological therapy  
**M. Goldust**
- P60 Proposing a standard psychodermatological classification system and terminology  
**H. Edwards**
- P61 Clearance of molluscum contagiosum virus infection in patients with atopic eczema treated with dupilumab  
**E. Storan, R. Woolf, C. Smith and A. Pink**
- P62 Radiation-induced morphea: a case series and review of the literature  
**N.L. Wong**
- P63 Poster withdrawn

- P64 Common allergens in patients with facial dermatitis: a 4-year retrospective review  
**L.F. Soriano and A. Mughal**
- P65 What's new in the treatment and prevention of atopic eczema: a review of systematic reviews published in 2017  
**A. Wernham, D. Veitch, K. Thomas, D. Grindlay and K. Harman**
- P66 Use of the ultraviolet B (TL01) Psoracomb for treatment of genital lichen planus-sclerosus overlap  
**G. Harrop, H. Cameron and C. Green**
- P67 Disordered eating beliefs and behaviours in patients with acne vulgaris: a systematic review  
**P. Longhurst**
- P68 Eczema flares can be mediated by oral exposure to nickel: a systematic review  
**I. Wolfe, B.S. Martinez-Falero and M. Ardern-Jones**
- P69 Comparing patient populations of the risankizumab phase III clinical trial programme to the U.K. general population: results from a British Association of Dermatologists Biologics and Immunomodulators Register analysis  
**C. LeReun, R. Millward, S. Blanthorn-Hazell and A. Bewley**
- P70 The hidden workload of managing chronic inflammatory cutaneous diseases  
**E. Tierney, S. Kirthi, C. Hackett, M. Lynch, K. Ahmad and B. Ramsay**
- P71 Experience and outcomes from an electrochemotherapy service  
**K. Smith, K. Bisarya and P. Matteucci**
- P72 Measuring and monitoring vitamin D levels in patients with melanoma: how do you do it?  
**H. Whitehouse and A. Mitra**
- P73 Use of dermoscopy in evaluation of patch test readings  
**S. KC and D. Karn**

#### GIRFT

- P74 Therapeutic drug monitoring for infliximab in dermatology: cost and safety improvements in practice  
**K. Warburton, K. Shams and P. Laws**
- P75 Developing extended-role practitioners: a U.K. university's experience of training skin surgeons  
**S. Rahmatulla, M. Flanagan and J. Schofield**
- P76 Improving the quality of inpatient dermatology referrals (four plan, do, study, act cycles), including educational interventions, teaching sessions and creating new referral pathways in a district general hospital  
**C.S. Thandi and L. Whittam**
- P77 Teledermatology follow-up for lesion monitoring: an audit regarding suitability and application in the clinic setting  
**J. Ng, L. Florence and L. Fearfield**

#### Skin Cancer

- P78 The risk of melanoma in patients with immune-mediated inflammatory diseases exposed to biological therapies: systematic review and meta-analysis  
**S. Esse, K.J. Mason, A.C. Green and R.B. Warren**
- P79 Comparative analyses of tumour volume doubling times for periocular and nonperiocular head and neck basal cell carcinomas  
**A. Khoo and P. Goon**
- P80 Thirty per cent of all cases of malignant melanoma are found incidentally  
**C. Davies, A. Weidmann, J. Newsham and S. Ogden**

- P81 Comparison of cutaneous squamous cell carcinoma and melanoma data between pathology database and cancer registry  
**R. Abbott, S. Brown, A. Fonia and G. Haebich**
- P82 Management of squamous cell carcinoma with curettage and cautery: a mainstay of treatment?  
**A. Davies, L. Brendling and W. Woo**
- P83 Electrical impedance spectroscopy of 79 melanocytic lesions in a National Health Service skin cancer clinic  
**C. Haddadeen, C. Maguire and C. Henderson**
- P84 Hidden so seek: incidental melanoma found on full-skin examination  
**E. Earp, L. Mackie and P. Todd**
- P85 Trends in ethnic group, sex, age and clinical stage of presentation of mycosis fungoides to a tertiary cutaneous lymphoma service: a U.K.-based cohort study  
**B. Ganatra, J. Yoo, F. Shah, A. Stevens, S. Chaganti and J. Scarisbrick**
- P86 Poster withdrawn
- P87 A study of vitamin D levels and sun protective behaviour following diagnosis of malignant melanoma  
**N. Dinani, C. Koulouglioti, L. Green and A. Woollons**
- P88 Breast-milk line melanocytic naevi can be clinically heterogeneous, and reflectance confocal microscopy helps exclude melanoma  
**L. Griffin, J. Boggs, M. Lynch, K. Ahmad, C. Hackett, N. Leonard and B. Ramsay**
- P89 Managing melanoma in the elderly: are new guidelines needed?  
**A. Cunliffe and L. Fearfield**
- P90 Irish farmers' skin cancer knowledge and prevention practices  
**I. Timoney, S. Daly, K. Hunt, M. Supple and D. McKenna**

#### Therapy

- P91 The impact of exposure to biological therapies for psoriasis during conception and pregnancy: a systematic review  
**R. Woolf, L. Exton, C. Owen, C. Nelson-Piercy and C. Smith; on behalf of the BAD Biologics Guideline Development Group**
- P92 Efficacy and safety of dupilumab in adults with moderate-to-severe atopic dermatitis and a history of nonsteroidal immunosuppressant use: a post hoc analysis of the phase III CAFÉ trial  
**J.-D. Bouaziz, G. Ogg, M. de Bruin-Weller, T. Bieber, A. Irvine, B. Shumel, J. Msihid and A.B. Rossi**
- P93 Evaluation of initial experience of treatment with dupilumab for patients with severe eczema in a tertiary eczema clinic  
**D. O'Driscoll, E. Corden, B.S. Martinez-Falero, A. Cave and M. Ardern-Jones**
- P94 Describing the real-world response and management of patients with moderate-to-severe psoriasis receiving systemic therapies in the U.K.: analysis of the British Association of Dermatologists Biologics and Immunomodulators Register  
**C. LeReun, R. Millward, S. Blanthorn-Hazell and A. Bewley**
- P95 How safe are topical corticosteroids used in atopic eczema? An overview of systematic reviews  
**E. Axon, J. Chalmers, M. Santer, M. Ridd, S. Lawton, S. Langan, D. Grindlay, I. Muller, A. Roberts, A. Ahmed, H. Williams and K. Thomas**
- P96 Comparing the efficacy and tolerability of biological therapies in psoriasis: an updated network meta-analysis  
**S. Mahil, M. Ezejimofor, L. Exton, L. Manounah, Z. Yiu, T. Bale, L. Coates, R. Woolf, C. Owen, R. Parslew, R. Murphy, A.D. Burden, M.F. Mohd Mustapa and C. Smith**

- P97 Cutaneous toxicity from immune checkpoint inhibitors: experience from a specialist dermatology unit  
**V. Yip, E. Hindle, A. Olsson-Brown and M. Pirmohamed**
- P98 Severe injection-site reactions to ixekizumab: a series of four patients  
**E.N. Dhonncha, M. Bennett, L.A. Murphy, M. Murphy and J. Bourke**
- P99 Post-finasteride syndrome: experiences of dermatologists and urologists  
**E. Kamp, P. Farrant, A. Khoury and E. White**
- P100 Spironolactone therapy for hidradenitis suppurativa  
**C. Quinlan, R. Hughes and B. Kirby**
- P101 Outcomes of rituximab treatment in the management of immunobullous disease: a tertiary-centre experience  
**N. Weerasinghe, K. Warburton and P. Laws**
- P102 Efficacy of photodynamic therapy combined with minocycline for treatment of moderate-to-severe facial acne vulgaris and influence on quality of life  
**Y. Zheng and C. Li**
- P103 Programmed cell death-1 inhibitors and a rash of rashes: an acute dermatological perspective  
**E. Blakeway and A. Mitra**
- P104 Efficacy and safety of dupilumab for the treatment of moderate-to-severe atopic dermatitis in adults  
**Y. Zheng**
- P105 Real-world experience of secukinumab in a secondary-care setting  
**A. Ayaz, P. Cartwright, L. Adcock, G. Elston and S. Beswick**
- P106 The rise and fall of methotrexate booklets  
**P. Babakinejad and S.C. Weatherhead**
- P107 The utility of subcutaneous methotrexate for chronic plaque psoriasis in a real-world setting  
**A. Hollywood, C. O'Keefe, B. Hanley, J. Boggs, C. Feighery and S. Collins**
- P108 Ustekinumab-induced subacute cutaneous lupus: first reported case  
**E. Tierney, S. Kirthi, B. Ramsay and K. Ahmad**
- P109 Methotrexate for the treatment of atopic dermatitis: a retrospective study  
**E.N. Dhonncha and T. Markham**
- P110 Poster withdrawn

#### Notes

---



---



---



---



---



---



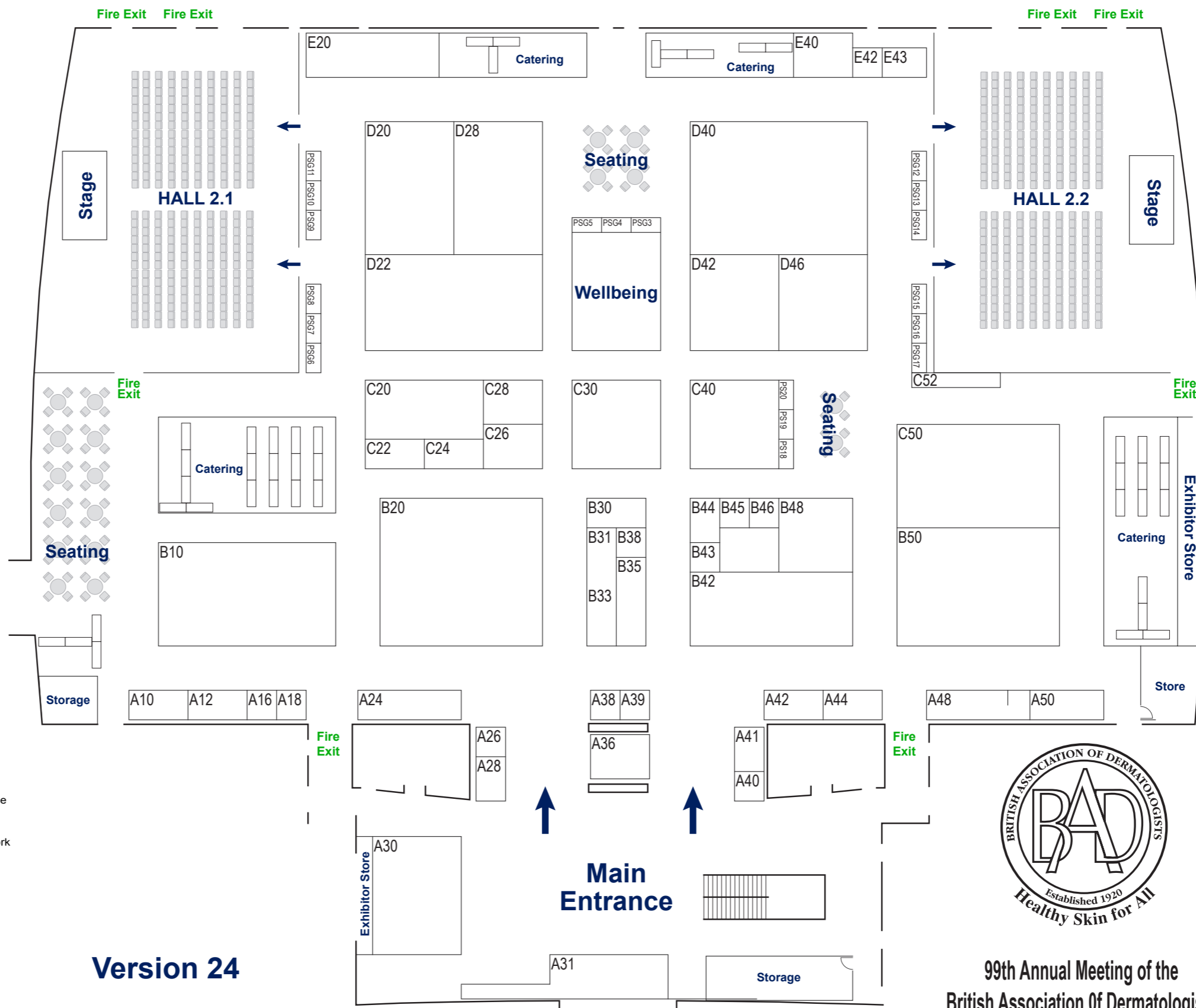
---



---

# Exhibition Plan BAD 2019

- Stand No Company
- A10 Heine Optotechnik
- A12 Sanofi
- A16 Ennogen Healthcare Ltd
- A18 STD Pharmaceutical Products Ltd
- A24 Brymill Cryogenic Systems (UK) Ltd
- A26 Intrapharm Laboratories
- A28 Athrodax
- A30 Celgene
- A31 British Association of Dermatologists
- A36 Open Medical (Digital Healthcare)
- A38 BADBIR
- A39 Community Dermatology, IFD & ILDS
- A40 Dunelm Pharmaceuticals Ltd
- A41 Diagenics Ltd
- A42 FREZYDERM
- A44 FotoFinder Systems Ltd
- A48 British Skin Foundation
- A50 Miiskin ApS
- B10 Eli Lilly & Company
- B20 Novartis Pharmaceuticals UK Ltd
- B30 Surface Imaging Solutions
- B31 MAVIG GmbH Vivascope Systems
- B33 Cellular Pathology Services
- B35 Derma UK Ltd
- B38 Durham Duplex
- B42 Leo Pharma
- B43 Pfizer UK Ltd
- B44 Recordati Rare Diseases
- B45 Pertemps Medical
- B46 Merck & Pfizer
- B48 Eucerin
- B50 L'Oreal UK Ltd
- C20 Crawford Healthcare
- C22 Biofrontera Pharma GmbH
- C24 Naos Group UK
- C26 Dermal Laboratories Ltd
- C28 Thornton & Ross Ltd
- C30 Schuco International (London) Ltd
- C40 Johnson & Johnson Ltd
- C50 Sanofi Genzyme
- C52 Wisepress
- D20 Abbvie Ltd
- D22 Janssen-Cilag Limited
- D28 Ammirall
- D40 Abbvie Ltd
- D42 Galderma (UK) Ltd
- D46 UCB Pharma Ltd
- E20 Sandoz Ltd
- E40 medac Pharma
- E42 The Dermatology Partnership
- E43 CD Medical
- PSG3 British Association of Skin Camouflage
- PSG4 The HS Trust
- PSG5 Alopecia UK
- PSG6 UK Dermatology Clinical Trials Network
- PSG7 XP Support Group
- PSG8 Ichthyosis Support Group
- PSG9 Ectodermal Dysplasia Society
- PSG10 Melanoma UK
- PSG11 Lipoedema UK
- PSG12 Debra
- PSG13 Behçet's UK
- PSG14 Psoriasis Association
- PSG15 Nodular Prurigo International
- PSG16 The UK Mastocytosis Support Group
- PSG17 National Eczema Society
- PSG18 Caring Matters Now
- PSG19 Skcin Karen Clifford Skin Cancer Charity
- PSG20 Gorlin Syndrome Group



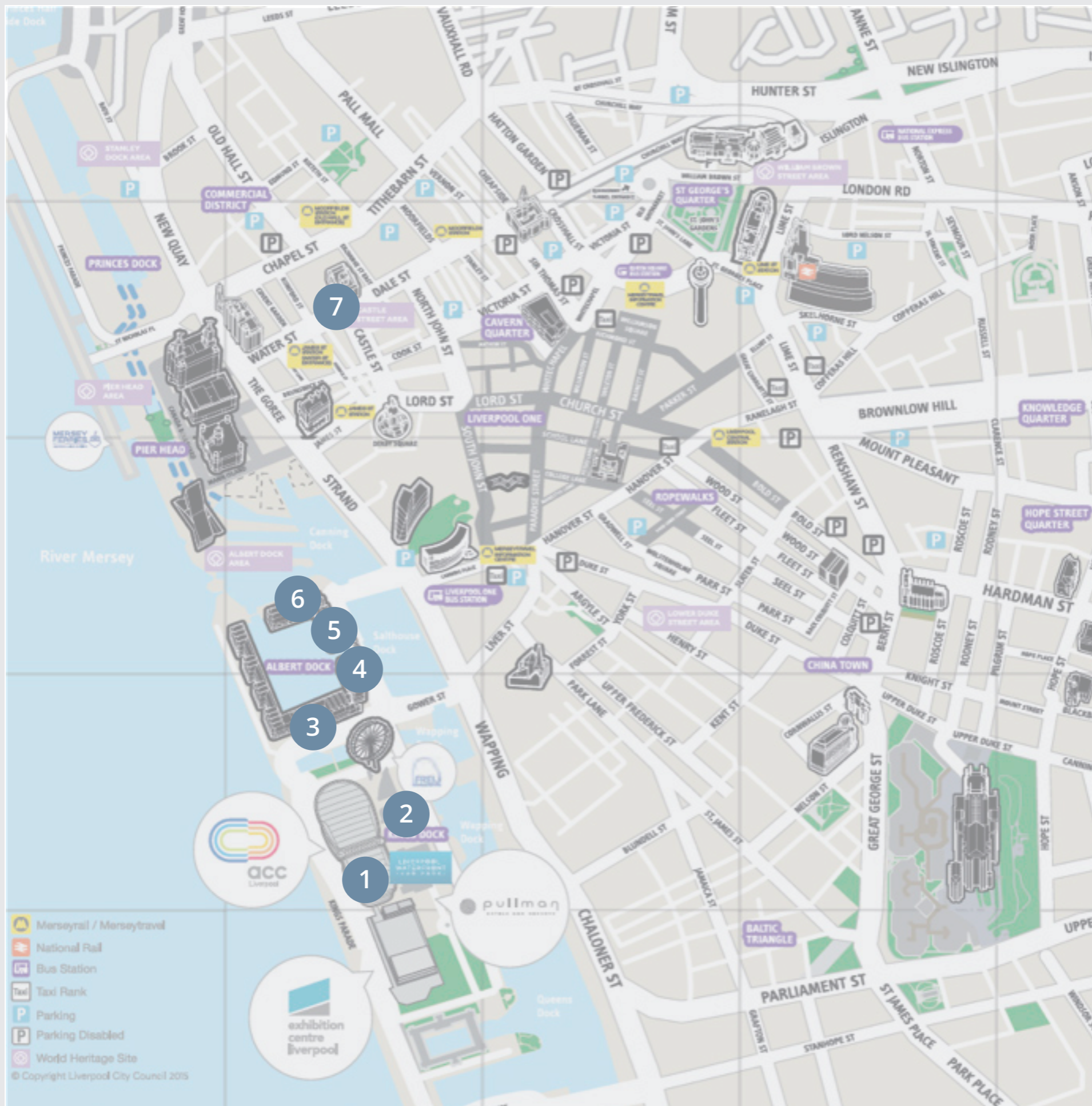
Version 24



99th Annual Meeting of the  
British Association Of Dermatologists  
ACC Liverpool 2nd - 4th July 2019



# Map of Liverpool

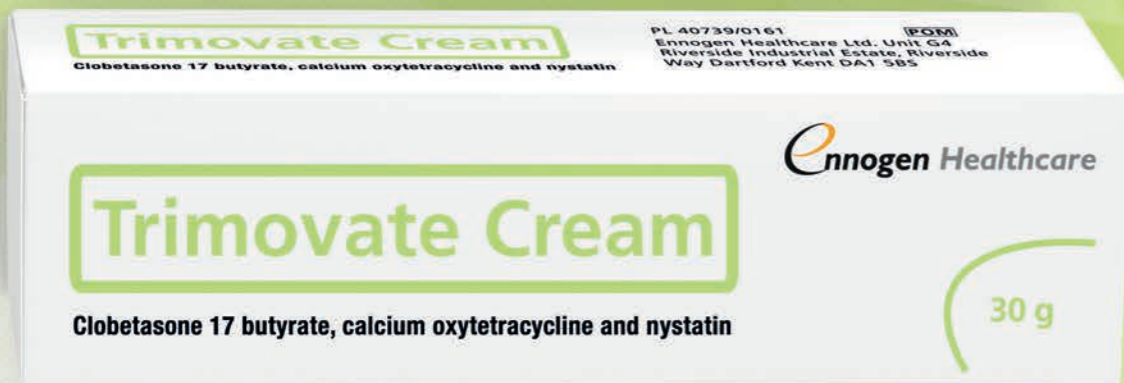


## Venue Locations

- 1 ACC Liverpool
- 2 Beatles Story (BADfest)
- 3 East Zeast (BSMD Curry)
- 4 Revolucion de Cuba (Trainee / DermSchool event)
- 5 Gusto (SAS Dinner)
- 6 Martin Luther King Jr. Building (BSDS Dinner)
- 7 Town Hall (President's Private Dinner)



£12.45



# Re-launched






## Licensed Trimovate Cream 30g

-  Clobetasone 17 butyrate
-  Calcium Oxytetracycline
-  Nystatin

Moderately potent topical corticosteroid with antimicrobial and antifungal functions<sup>1</sup>

### Indicated for:

Treatment and management of steroid responsive dermatoses where candidal or bacterial infection is present, suspected or likely to occur:

-  Atopic dermatitis
-  Nappy rash
-  Intertrigo
-  Anogenital pruritis
-  Seborrhoeic dermatitis

<p>MAINLINE WHOLESALERS: Alliance Healthcare Distribution Limited, AAH Pharmaceuticals Limited, Phoenix Healthcare Distribution. PIP CODE: 143867</p>	<p>HOSPITAL WHOLESALER: Oxford Pharmacy Stores PRODUCT CODE: TRI023</p>
---	---

**Trimovate Cream Prescribing Information:** Trimovate Cream contains three different active substances called clobetasone butyrate, calcium oxytetracycline and nystatin. **Indications:** Trimovate Cream is used in adults, the elderly, children and infants for the relief of the inflammatory and pruritic manifestations of steroid responsive dermatoses where candida or bacterial infection is present, suspected or likely to occur. These include atopic dermatitis, nappy rash, intertrigo and anogenital pruritis. **Posology:** For topical use only. Apply thinly and gently rub in using only enough to cover the entire affected area once or twice a day for up to seven days. Children – In general, children require shorter courses and less potent agents than adults. Care should be taken to ensure the amount applied is the minimum that provides therapeutic benefit. Elderly and patients with renal/hepatic impairment – In case of systemic absorption (when application is over a large surface area for a prolonged period) metabolism and elimination may be delayed therefore increasing the risk of systemic toxicity. The minimum quantity should be used for the shortest duration to achieve the desired clinical benefit. The greater frequency of decreased hepatic or renal function in the elderly may delay elimination if systemic absorption occurs. **Contraindications:** Hypersensitivity to clobetasone butyrate, calcium oxytetracycline and nystatin or any components of the medicine. Primary cutaneous viral infections. Primary infected skin lesions caused by infection with fungi, bacteria or yeast. Cutaneous infections caused by Acinetobacter species, methicillin resistant Staphylococcus aureus (MRSA), Pseudomonas species, Proteus species, Serratia species or Streptococcus B. Rosacea, acne vulgaris or pruritus without inflammation. **Special warnings and precautions for use:** Antibiotics may cause pseudomembranous colitis which may range in severity from mild to life-threatening. If prolonged or significant diarrhoea occurs or the patient experiences abdominal cramps, treatment should be discontinued immediately and the patient investigated further. Manifestations of hypercortisolism (Cushing's syndrome) and reversible hypothalamic-pituitary-adrenal (HPA) axis suppression can occur in some individuals as a result of increased systemic absorption of topical corticosteroids. If either of the above are observed, withdraw the drug gradually. Abrupt withdrawal of treatment may result in glucocorticosteroid insufficiency. Children and infants may be more susceptible to systemic adverse effects than adults. In infants and children under 12 years of age, long-term continuous topical corticosteroid therapy should be avoided where possible, as adrenal suppression can occur. When using occlusive dressings, the skin should be cleansed before a fresh dressing is applied. Withdraw topical corticosteroid if there is a spread of the infection. Avoid prolonged application to the face. Ensure the cream does not enter the eye, as cataract and glaucoma might result. Visual disturbance may be reported with systemic and topical corticosteroid use. Topical corticosteroids are sometimes used to treat the dermatitis around chronic leg ulcers. This use may be associated with a higher occurrence of local hypersensitivity reactions and an increased risk of local infection. If signs of hypersensitivity appear, application should be stopped immediately. Extended or recurrent application may increase the risk of contact sensitisation. This medicine may cause slight staining of hair, skin or fabric. The application may be covered with a non-occlusive dressing to protect clothing. Products which contain antimicrobial agents should not be diluted. Photosensitivity reactions may occur in

hypersensitive persons and such patients should be warned to avoid direct exposure to natural or artificial sunlight and to discontinue therapy at the first sign of skin discomfort. Keep away from fire when using this product. If this product comes into contact with dressings, clothing and bedding, the fabric can be easily ignited with a naked flame. This medicine contains cetostearyl alcohol which may cause local skin reactions. This medicine also contains chlorocresol which may cause allergic reactions. **Interactions:** Ritonavir and itraconazole (drugs that can inhibit CYP3A4) have been shown to inhibit the metabolism of corticosteroids leading to increased systemic exposure. **Fertility, pregnancy and lactation:** Administration during pregnancy should only be considered if the expected benefit to the mother outweighs the risk to the foetus. The minimum quantity should be used for the minimum duration. Administration during lactation should only be considered if the expected benefit to the mother outweighs the risk to the infant. If used during lactation, the medicine should not be applied to the breasts to avoid accidental ingestion by the infant. There is no data in humans to evaluate the effect on fertility. **Effects on ability to drive and use machines:** There have been no studies to investigate the effect of clobetasone with nystatin and oxytetracycline on driving performance or the ability to operate machinery. **Undesirable effects:** Frequency not known: Opportunistic infection, hypersensitivity, hypothalamic-pituitary adrenal (HPA) axis suppression, cushingoid features, delayed weight gain/growth retardation in children, osteoporosis, glaucoma, hyperglycaemia/glucosuria, cataract, hypertension, increased weight/obesity, decreased endogenous cortisol levels, allergic contact dermatitis/dermatitis, urticaria, skin atrophy\*/skin thinning, pigmentation changes\*, exacerbation of underlying symptoms, local skin burning/skin pain, hypertrichosis, rash (including erythematous and macropapular), pruritus, erythema, photosensitivity reaction, application site pain/reaction and blurred vision. \*Skin features related to hypothalamic-pituitary adrenal (HPA) axis suppression. **Overdose:** Acute overdose is very unlikely to occur. In the case of chronic overdose or misuse the features of hypercortisolism may appear and in this situation treatment should be withdrawn gradually under medical supervision. If accidental ingestion occurs, medical assistance should be sought immediately. **Pack size and Price:** Trimovate Cream 30g tube E12.45. **Legal category:** POM. **PL Number:** PL 40739/0161. **Marketing Authorisation Holder:** Ennogen Healthcare Limited, Unit G4, Riverside Industrial Estate, Riverside Way, Dartford, DA1 5BS, UK. **Date of preparation:** February 2019.

Adverse events should be reported. Reporting forms and information can be found via the Yellow Card Scheme at: [www.mhra.gov.uk/yellowcard](http://www.mhra.gov.uk/yellowcard) or search for MHRA Yellow Card in the Google Play or Apple App Store. Adverse events should also be reported to Ennogen Healthcare Ltd, Unit G4, Riverside Industrial Estate, Riverside Way, Dartford, Kent, DA1 5BS. **Email:** [info@ennogen.com](mailto:info@ennogen.com) **Tel:** +44 (0) 1322 629 220 **Fax:** +44 (0) 1322 311 897

## Upcoming Meetings

### Survival Guide for New Trainees

8th August 2019

Willan House, London

Organiser: Conference & Event Services from the BAD  
Email: [conference@bad.org.uk](mailto:conference@bad.org.uk)

For further information or to book your place, please visit: <https://www.eventsforce.net/sgndt2019>

### Essential Cutaneous Infections Course

16th September 2019

Willan House, London

Organiser: Conference & Event Services from the BAD  
Email: [conference@bad.org.uk](mailto:conference@bad.org.uk)

For further information or to book your place, please visit: <https://www.eventsforce.net/eci2019>

### DermPath Made Easy

27th September 2019

Willan House, London

Organisers: Conference & Event Services from the BAD  
Email: [conference@bad.org.uk](mailto:conference@bad.org.uk)

**British Hair & Nail Society - Educational Session****Thursday 19th September 2019**

The Queens Hotel, Cheltenham

Organiser: Conference & Event Services from the BAD  
Email: [conference@bad.org.uk](mailto:conference@bad.org.uk)For further information or to book your place, please visit: <https://www.eventsforce.net/bhns2019>**BSMD Advance Medical Dermatology Therapeutics Meeting****Monday 30 September – Tuesday 1 October 2019**

Royal College of Physicians, London

Organiser: Conference & Event Services from the BAD  
Email: [conference@bad.org.uk](mailto:conference@bad.org.uk)For further information or to book your place, please visit: <https://www.eventsforce.net/amdt2019>

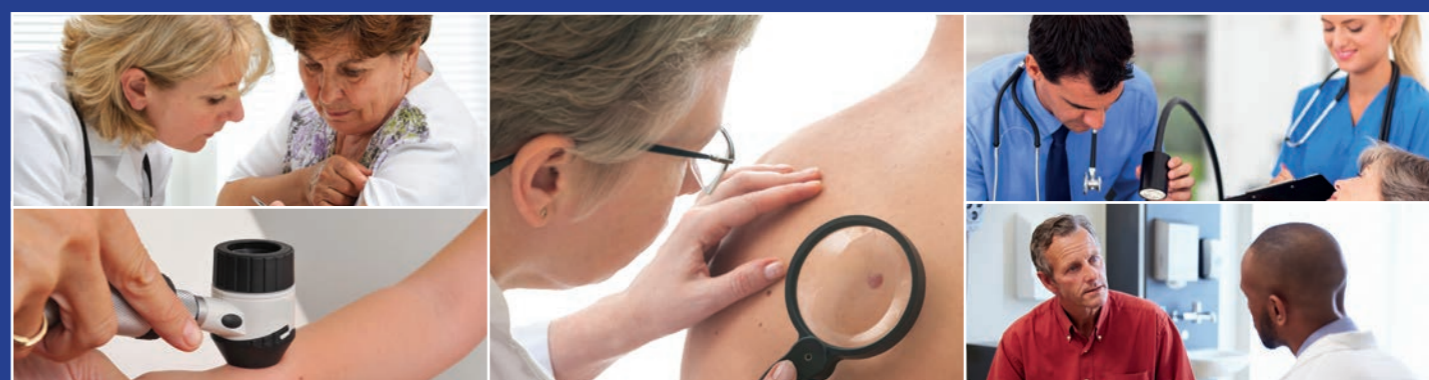
## Conference & Event Services from The British Association of Dermatologists

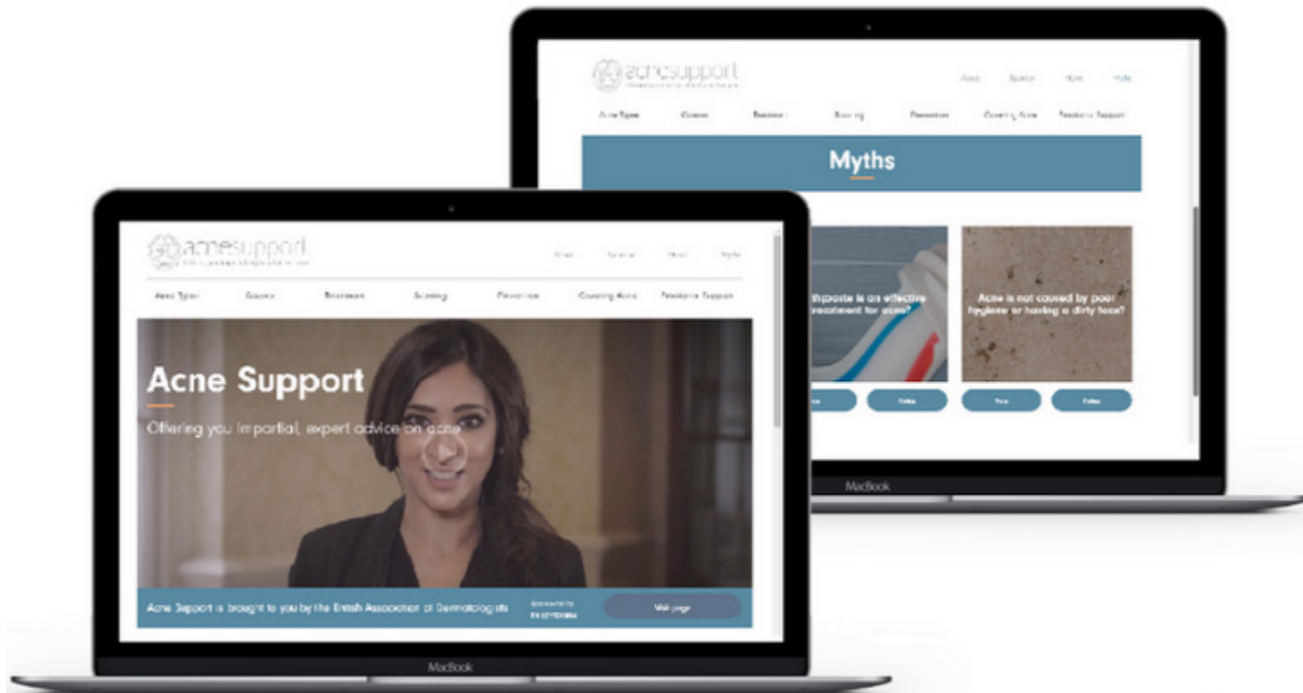
The Conference &amp; Event Services Department of the British Association of Dermatologists offers professional conference organisational services (PCO) for the association &amp; its membership, as well as externally to other organisations

Please visit our website for further upcoming meetings organised by the department, and contact us directly if you would like to discuss an upcoming event you would like assistance in organising.

**Email: [conference@bad.org.uk](mailto:conference@bad.org.uk)****Phone: +44 (0)20 7391 6343****Web: [www.bad.org.uk/events](http://www.bad.org.uk/events)**Please visit [www.bad.org.uk/meetings](http://www.bad.org.uk/meetings) to access further information for any of the above events as well as to view other meetings of interest organised by the department.

# BRITISH SKIN FOUNDATION LEADING THE FIGHT AGAINST SKIN DISEASE AND SKIN CANCER

**MORE THAN 10,000 SUPPORTERS RAISING OVER £15 MILLION****600 RESEARCHERS COMPLETING 350 PROJECTS AT 25 UNIVERSITIES AND MEDICAL SCHOOLS THROUGHOUT THE UK****COUNTLESS LIVES CHANGED THROUGH MORE THAN TWO DECADES OF BRITISH SKIN FOUNDATION FUNDING**



# ACNE SUPPORT

A BRITISH ASSOCIATION OF DERMATOLOGISTS WEBSITE.

**DESIGNED TO PROVIDE IMPARTIAL ACNE ADVICE.**

We provide information on acne types, treatments, prevention, scarring and much more.

Available at: [www.acnesupport.org.uk](http://www.acnesupport.org.uk)



Proudly sponsored by  
**FREZYDERM**



# FREZYDERM ac-norm



**AN ALTERNATIVE TREATMENT APPROACH FOR ACNE-PRONE SKIN**

## Innovation

**medilike proposal** | | | | | | | | | |

Active ingredients with comparable effectiveness to pharmaceutical molecules

- / biomimetics of topical retinoids
- / biomimetics of topical antibiotics
- / biomimetics of azelaic acid

No side effects.

## Innovation

**OPTIMIZED DELIVERY** Technology

Increased percutaneous absorption of active ingredients

- / osmotically controlled release of active ingredients
- / immediate result

Suitable for teenagers.  
Safe during pregnancy and breastfeeding.

AUTONOMOUS TREATMENT | SYNERGY WITH MEDICAL TREATMENTS  
| NON - COMEDOGENIC | PARABEN-FREE



14TH WORLD CONGRESS 22 - 25 SEPTEMBER 2021

# WCPD 2021

World Congress of Paediatric Dermatology

EDINBURGH • UK

## SAVE THE DATE

- Renowned speakers from around the world in plenary sessions
- Foremost experts leading interactive sessions
- Latest updates on management of Atopic Dermatitis, Infantile Haemangiomas, Psoriasis, Urticaria, Drug reactions and other common diseases
- Newest data on the novel therapies on the market in Paediatric Dermatology
- Practical workshops on rare diseases including Epidermolysis Bullosa, Congenital naevi, Vascular anomalies
- Prizes for Best Abstracts/Travel Awards



If you work in Paediatric Dermatology, you can't afford to miss this meeting!  
Register your interest at [www.wcpd2021.com](http://www.wcpd2021.com)

We look forward to welcoming you in Edinburgh!

**14<sup>th</sup> Congress Chair:** Dr Veronica Kinsler  
Great Ormond Street Hospital for Children (GOSH), London, UK



# wcpd2021.com



### The designer behind the BAD annual meeting covers and branding

Originally from Sydney, Natalie grew up surrounded by beautiful Australian landscapes. This had a major impact on her creativity and her love for colour and pattern, as can be seen in her work. Based in London, she spends most of her free time creating art prints and painting.

Natalie specialises in designs based on architecture and places, creating scenes of landscapes or cityscapes. Her art originates from hand drawings and is developed into digital artwork, having a retro-vibe inspired by vintage travel posters of the early-mid 20th Century.

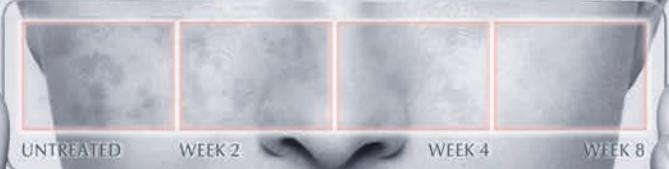
Natalie's print 'Waterloo Sunset' is currently on display at London Transport Museum as part of The Poster Prize for Illustration: London Stories 2019 (pictured).

Her prints can be purchased online at:  
[www.nataliesinghdesigns.etsy.com](http://www.nataliesinghdesigns.etsy.com)  
or [www.nataliesingh.co.uk](http://www.nataliesingh.co.uk)



VISIT US AT  
BOOTH  
**B48**

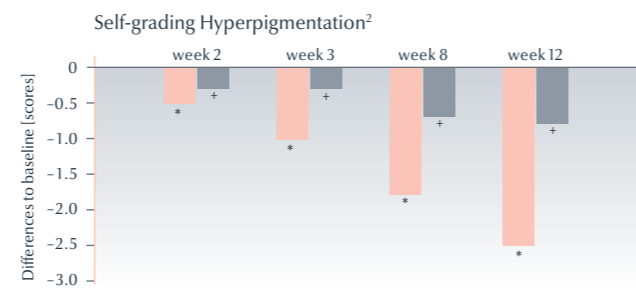
NEW  
EXCLUSIVE  
& PATENTED  
ACTIVE  
THIAMIDOL



PIGMENT SPOTS? VISIBLE REDUCTION AND LASTING<sup>1</sup> RESULTS  
**1<sup>ST</sup> VISIBLE RESULTS IN 2 WEEKS**

Eucerin Anti-Pigment Dual Serum:  
effective reduction of hyperpigmentation and prevention of its reappearance

- Dual Serum with patented Thiamidol and concentrated Hyaluronic Acid
- Thiamidol acts at the root cause of hyperpigmentation
- For smooth and renewed looking, even and radiant skin
- Very good skin tolerability



(1) With regular use.  
(2) Split-face design clinical study with 34 subjects (25-65 years of age). Twice daily application of Eucerin Anti-Pigment Dual Serum on one side of the face and Eucerin Anti-Pigment Day Cream SPF 30 on the whole face following serum application. Self-grading of hyperpigmentation using a 10-step scale.

**Eucerin** MEDICAL SKIN SCIENCE THAT SHOWS

BRITISH ASSOCIATION OF DERMATOLOGISTS  
100TH ANNUAL MEETING  
**MANCHESTER**  
7TH – 9TH JULY 2020

**100 YEARS FUNDRAISER**



Join the fundraising campaign for the patient support groups. Sign-up at the BAD Stand in the foyer of hall 2

# BAD 2019 Meeting App

- Review agenda & speakers
- Customise your own agenda
- Interactive floorplans
- View abstracts & e-posters
- View sponsors & exhibitors
- Submit a live question to the speaker
- Answer polls during the interactive sessions

**PLEASE DOWNLOAD NOW!**



BAD 2019 is grateful to Novartis for sponsoring the App



search for British Association of Dermatologists and Download for **FREE**



## PSORIASIS from gene to clinic

9th International Congress  
Park Plaza Westminster Bridge, London, UK  
Thursday 10th - Saturday 12th December 2020

Please put the date in your diary!

Save the Date!

### Key Dates

Congress Dates  
10th - 12th December 2020

Abstract Deadline  
3rd August 2020

Early Registration Deadline  
1st September 2020


#### Co-Chairs

Jonathan Barker - London, UK  
Christopher Griffiths - Manchester, UK

Psoriasis Gene to Clinic, the pre-eminent international meeting for the dissemination of information on all aspects of psoriasis, will next be held in London 10th - 12th December 2020.

#### Plenary sessions will cover:

- Genetics
- Immunology and immunity
- Co-morbidities and outcome measures
- Targeted therapeutics



British Association of Dermatologists  
4 Fitzroy Square, London W1T 5HQ  
Tel: +44 (0)20 7391 6072  
Fax: +44 (0)20 7388 0487  
Email: [conference@bad.org.uk](mailto:conference@bad.org.uk)  
Website: [www.psoriasisg2c.com](http://www.psoriasisg2c.com)



**British Association of Dermatologists**

[www.badannualmeeting.co.uk](http://www.badannualmeeting.co.uk)

